

COLLEGE POINT LOGISTICS CENTER

28-10 WHITESTONE EXPRESSWAY, QUEENS, NEW YORK 11356

FOR IMMEDIATE LEASE

313,496 SF
NEW CONSTRUCTION

Developed by:
WILDFLOWER

 **CUSHMAN & WAKEFIELD**

COLLEGE POINT LOGISTICS CENTER


80,612 SF
GROUND LEVEL WAREHOUSE

159,656 SF
STRUCTURED PARKING (LEVELS 2-3)

68,159 SF
SURFACE PARKING

5,069 SF
ENCLOSED RAMP AREA

TOTAL: 313,496 SF



CLEAR HEIGHT

36'

WAREHOUSE

11' 2"

PARKING



LOADING CAPACITY

13

LOADING DOCKS

3

DRIVE-IN DOORS



POWER

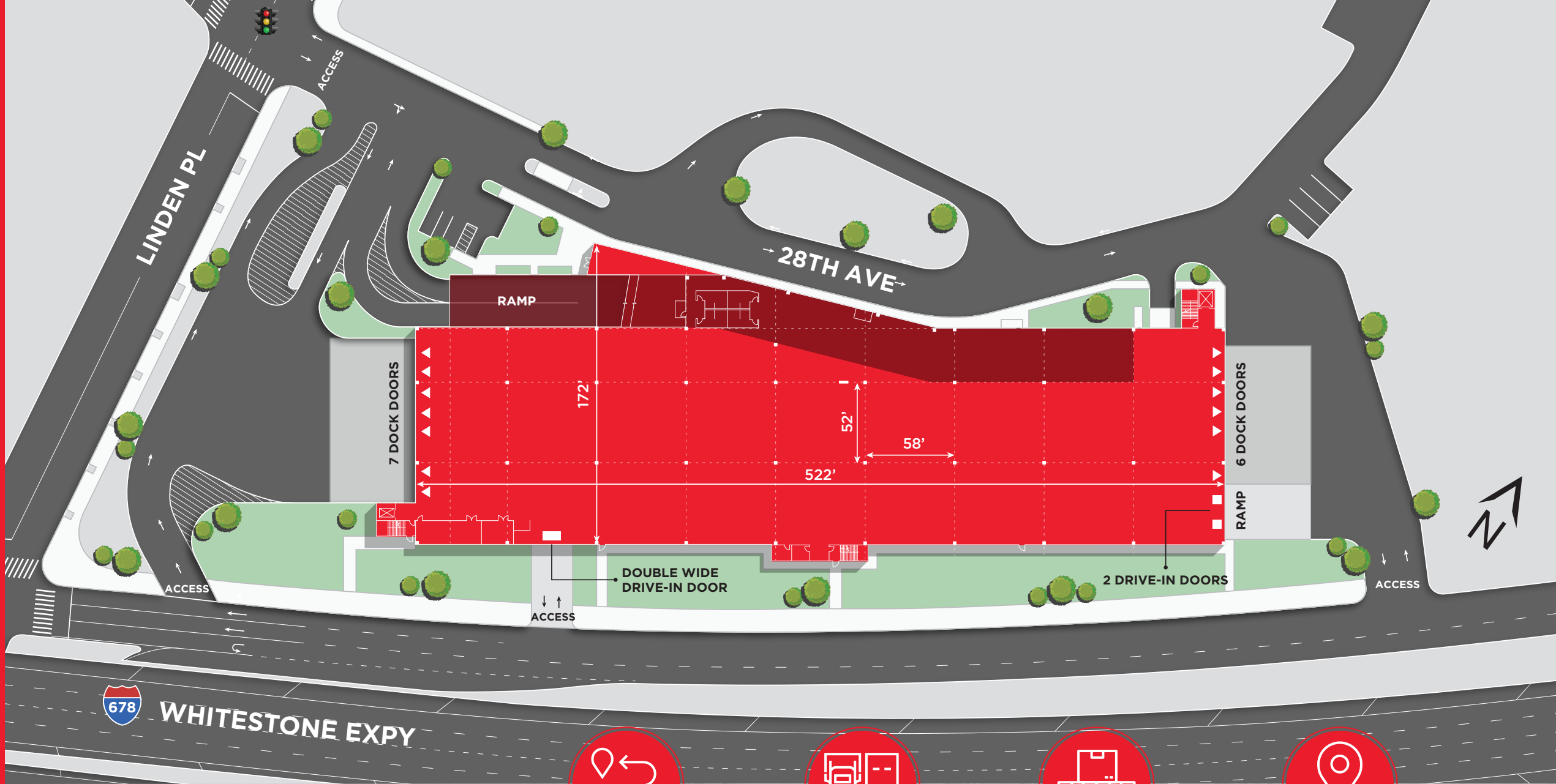
4000

AMPS



**ICAP TAX
ABATEMENT**

SPACE FEATURES



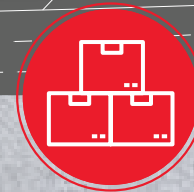
COLLEGE POINT LOGISTICS CENTER SITE PLAN



4 ACCESS
POINTS



LOADING
ON 2 SIDES




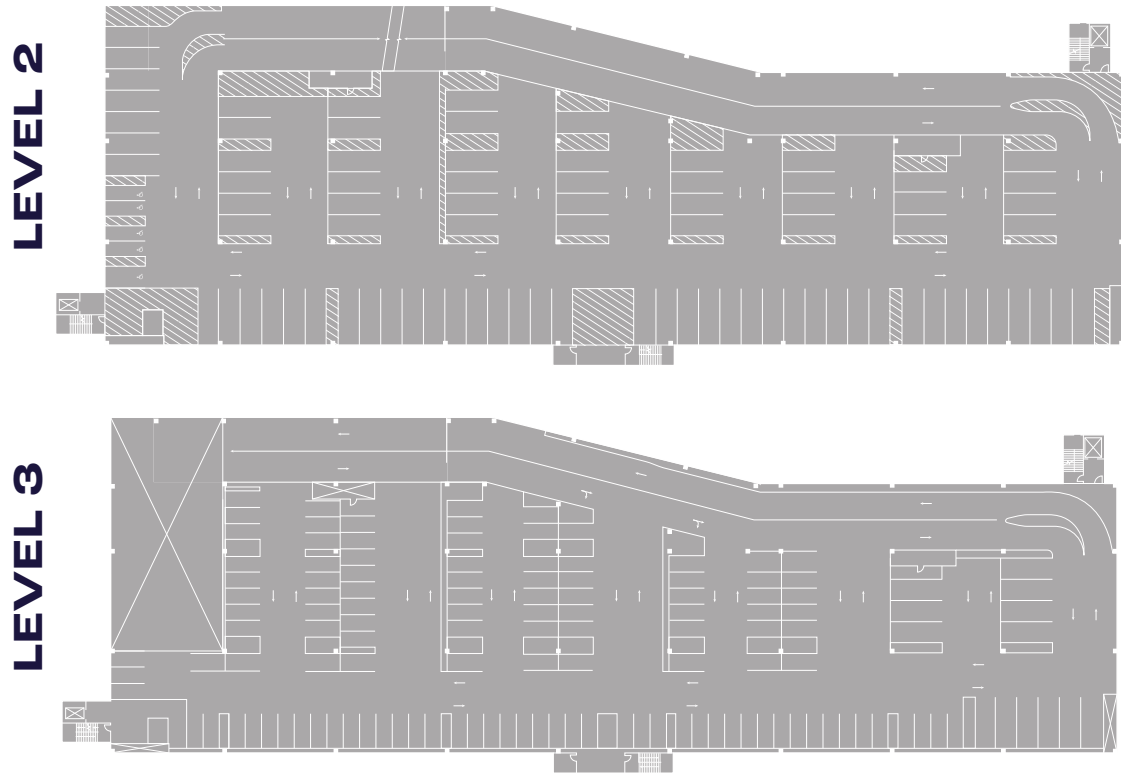
800 PSF
FLOOR LOADS



DIRECT ACCESS TO
WHITESTONE EXPY
FRONTAGE ROAD

STATE OF THE ART INDUSTRIAL WAREHOUSE

with Integrated Parking



Strategically located just moments from the Whitestone Bridge crossing, the College Point Logistics Center is optimally situated to facilitate servicing New York City and its surrounding Counties with both ease and efficiency. In addition to offering New York City's highest warehouse clear height available, this best-in-class new construction facility has been thoughtfully designed to satisfy the demands of a wide spectrum of users and offers ample structured interior parking for fleets, customers, and employees.

DRIVE TIMES AND DEMOGRAPHICS



DRIVE DISTANCES

I-678	0.7 MILES
WHITESTONE BRIDGE	2.9 MILES
I-495	3.0 MILES
LGA	3.8 MILES
THROGS NECK BRIDGE	5.4 MILES
I-278	5.4 MILES
RFK BRIDGE	6.7 MILES
GOLD COAST, LONG ISLAND	8.8 MILES
QUEENSBORO BRIDGE	9.0 MILES
JFK	10.8 MILES

REACH OVER
15 MILLION
CONSUMERS
IN A ONE HOUR
DRIVE TIME



DRIVE TIME

30 MINUTES

60 MINUTES



POPULATION

6,728,914

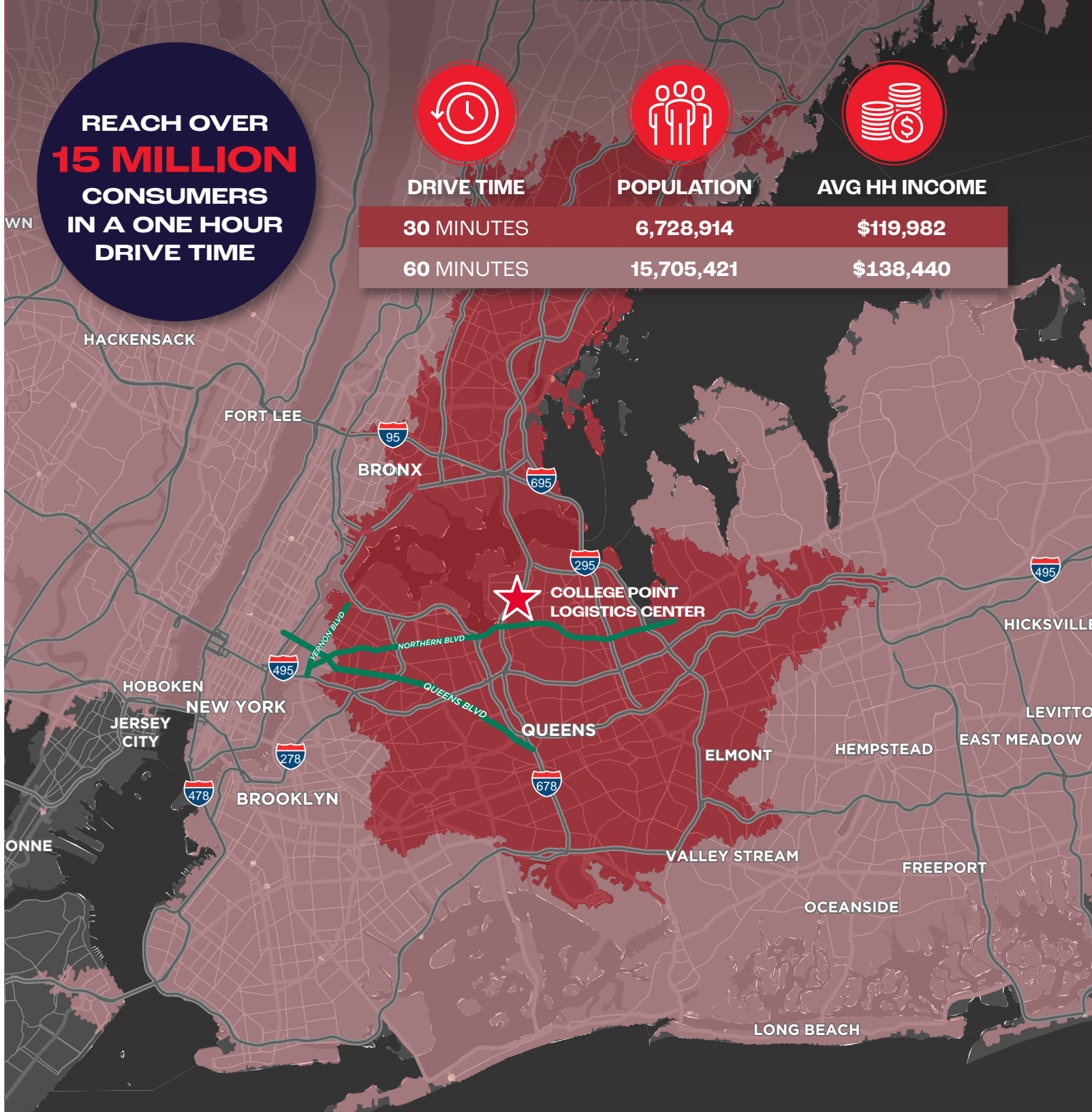
15,705,421



AVG HH INCOME

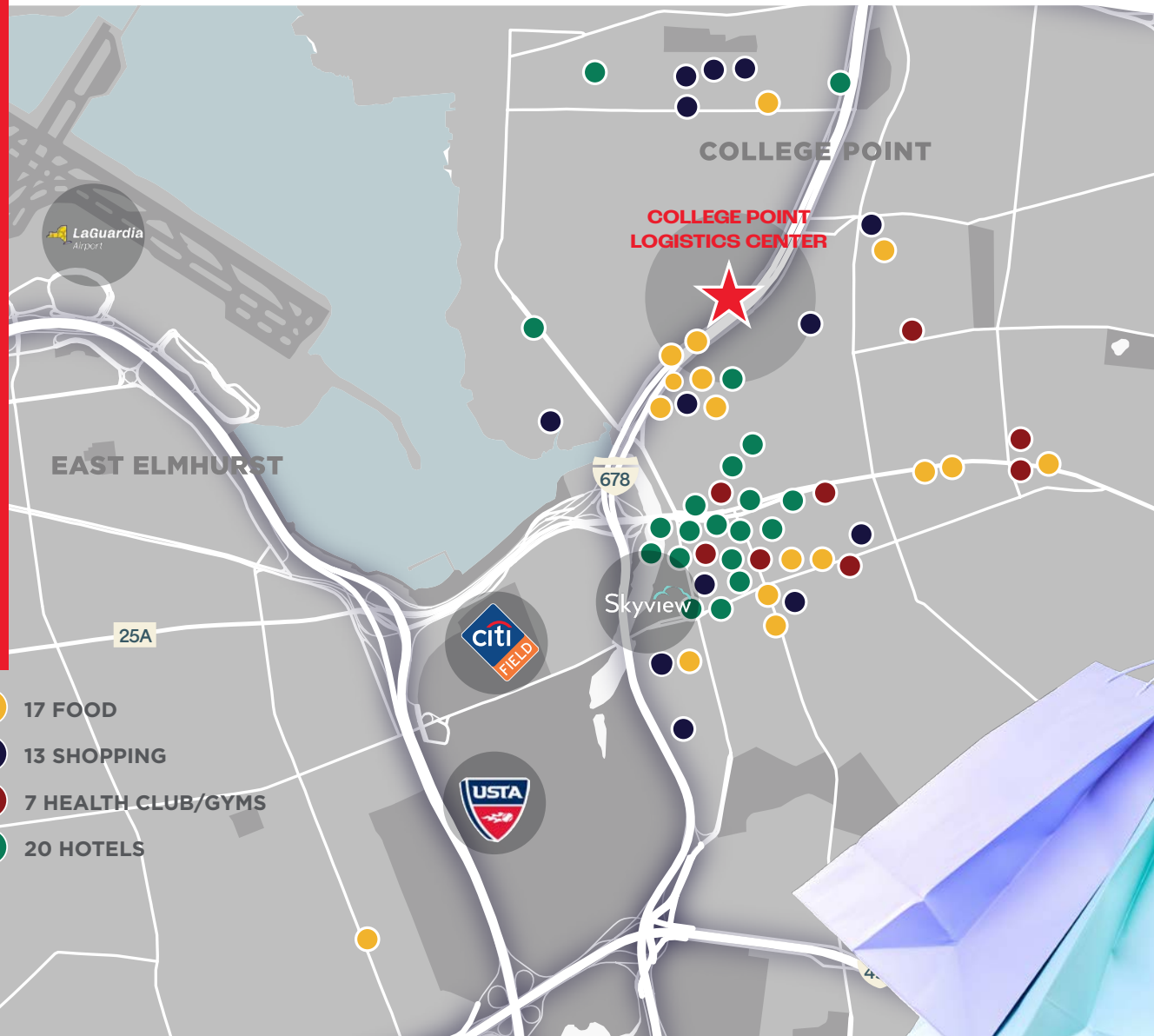
\$119,982

\$138,440



LEVERAGE PRIME CONSUMER DEMOGRAPHICS

High-Traffic Location With Exceptional
Visibility, Connectivity And Access



Total Consumer Spending
within a 5 Mile Radius

\$16,998,530,487



183,587

Average Daily Drivers





COLLEGE POINT LOGISTICS CENTER

28-10 WHITESTONE EXPRESSWAY, QUEENS, NEW YORK 11356

GET IN TOUCH

For more information on this leasing opportunity, please contact:

HELEN PAUL

+1 212 841 7575

helen.paul@cushwake.com

RICO MURTHA

+1 212 390 1368

rico.murtha@cushwake.com

ADAM GORDON

+1 917 837 4147

adam@wildflowerltd.com

Developed by:

WILDFLOWER

CUSHMAN & WAKEFIELD

©2024 Cushman & Wakefield. All rights reserved. The information contained in this communication is confidential, may be privileged and is intended for the exclusive use of the above named addressee(s). If you are not the intended recipient(s), you are expressly prohibited from copying, distributing, disseminating, or in any other way using any information contained within this communication. This information has been obtained from sources believed to be reliable but has not been verified. NO WARRANTY OR REPRESENTATION, EXPRESS OR IMPLIED, IS MADE AS TO THE CONDITION OF THE PROPERTY (OR PROPERTIES) REFERENCED HEREIN OR AS TO THE ACCURACY OR COMPLETENESS OF THE INFORMATION CONTAINED HEREIN, AND SAME IS SUBMITTED SUBJECT TO ERRORS, OMISSIONS, CHANGE OF PRICE, RENTAL OR OTHER CONDITIONS, WITHDRAWAL WITHOUT NOTICE, AND TO ANY SPECIAL LISTING CONDITIONS IMPOSED BY THE PROPERTY OWNER(S). ANY PROJECTIONS, OPINIONS OR ESTIMATES ARE SUBJECT TO UNCERTAINTY AND DO NOT SIGNIFY CURRENT OR FUTURE PROPERTY PERFORMANCE. This e-mail may be considered advertising under federal law.