

The Oaks - Des Plaines

For Lease

102 Broadview Village Square | Broadview, IL



The Oaks


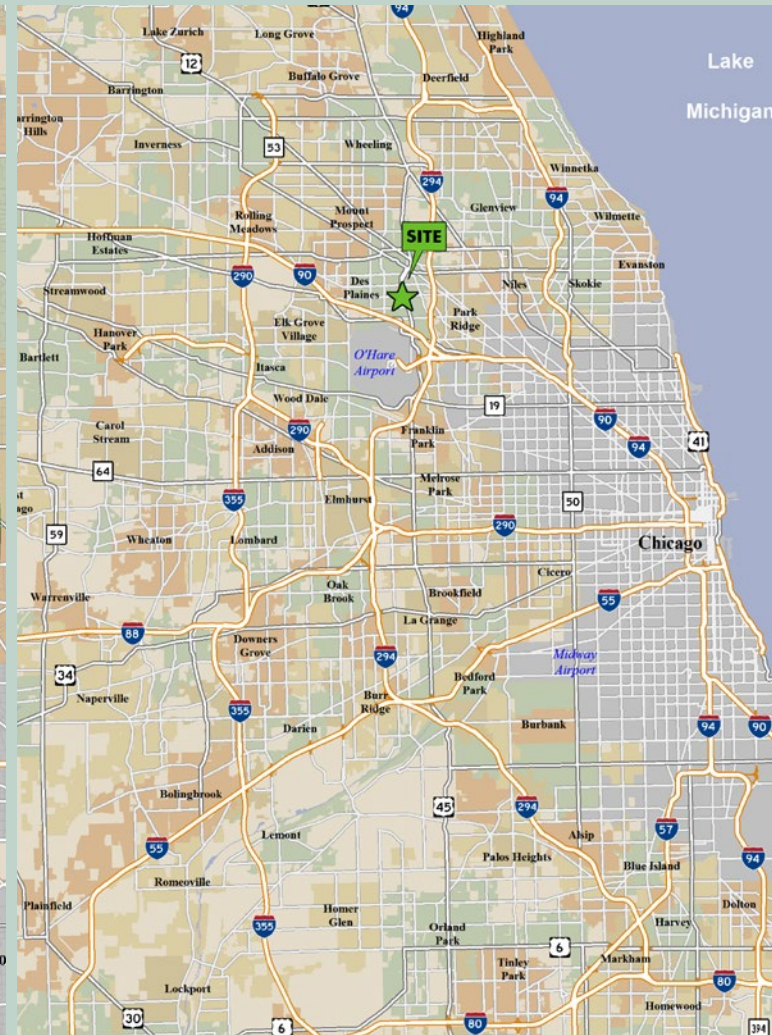
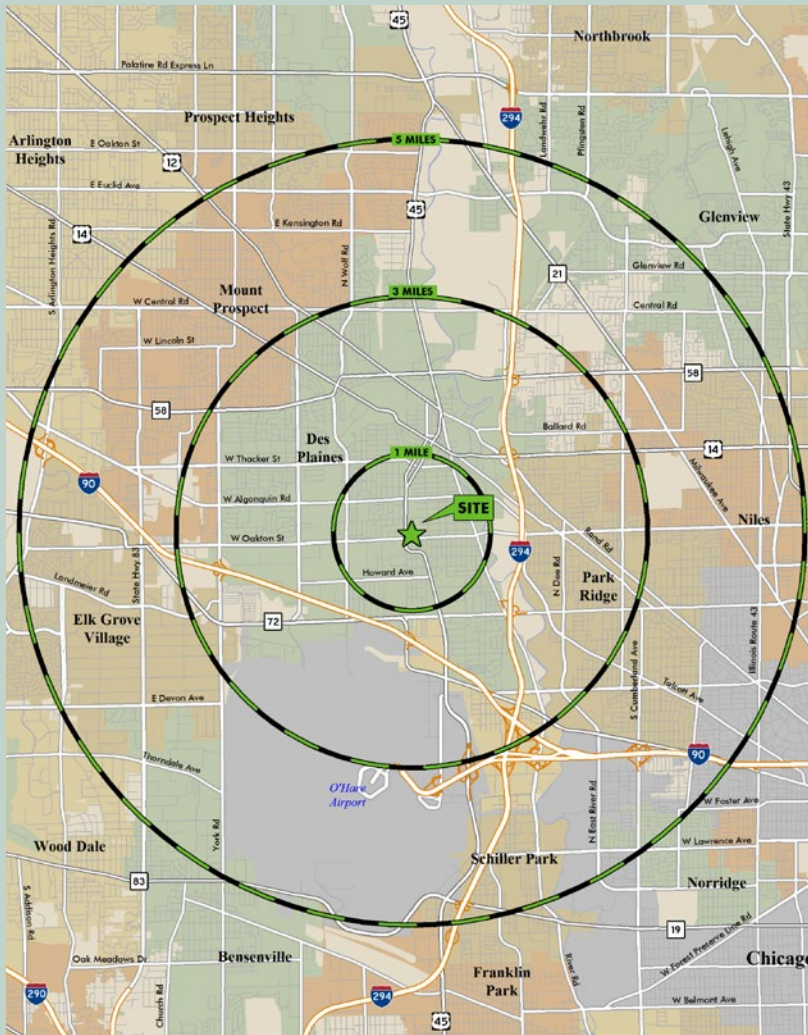
FEATURES

- + Major Community Center - 137,880 SF
- + Dense Population Surrounded by rooftops
- + High Traffic Counts - Over 45,000 VPD
- + Daily traffic generation with grocery and fitness anchors
- + Retail Destination - Dozens of national chains at or near this intersection



Location

The Oaks



WITHIN 5 MILES:



Population: 312,522



Households: 121,653



Average HH income: \$119,243

Site Plan

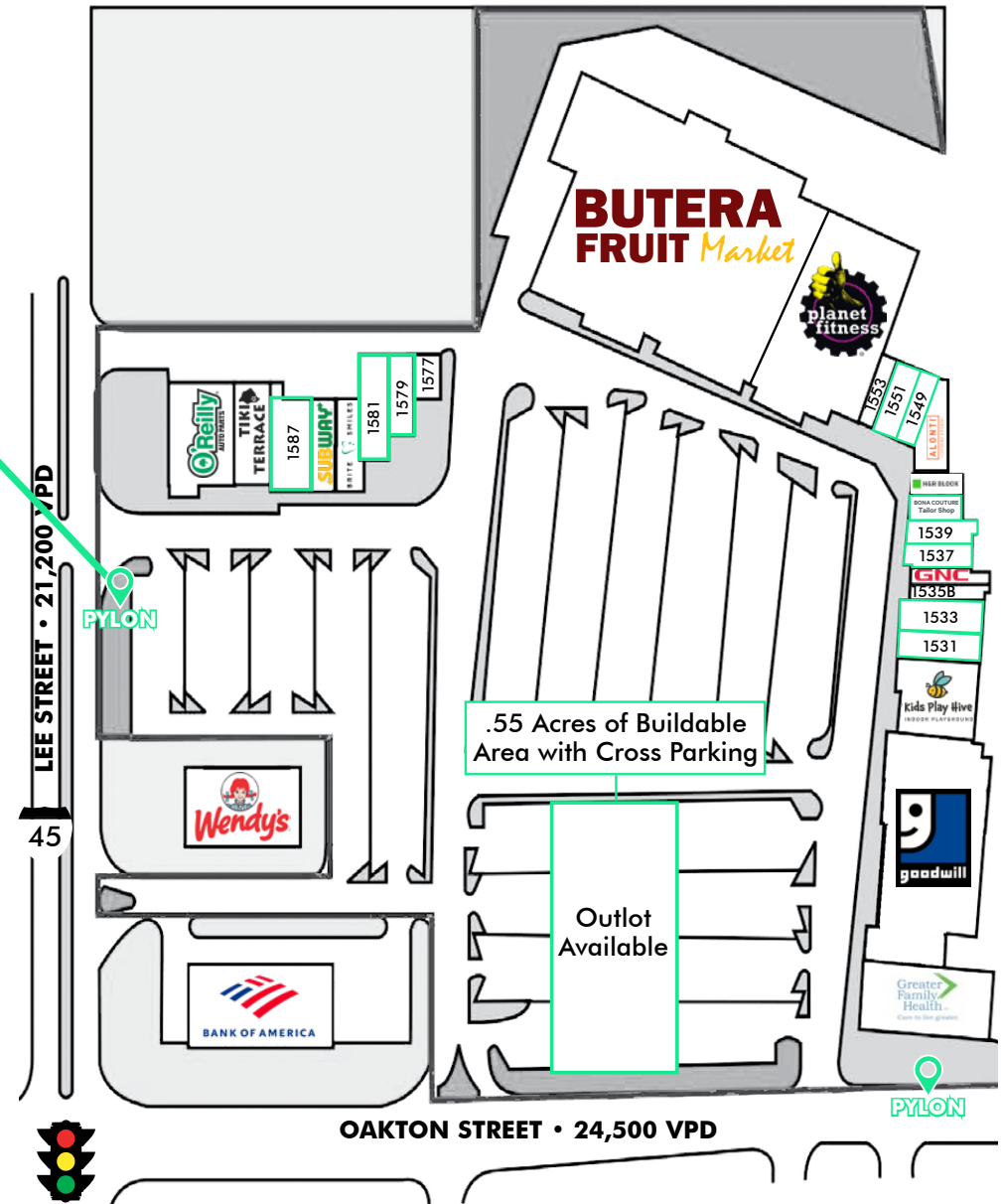
Existing Tenants

UNIT	TENANT	SIZE
1589	O'Reilly	6,570 SF
1591	TIKI TERRACE	3,130 SF
1585	SUBWAY	1,850 SF
1583	BRITE SMILES	1,946 SF
1577	Edward Jones	1,000 SF
1555	BUTERA Fruit Market	45,225 SF
1554	planet fitness	20,764 SF
1553	US NAILS	900 SF
1545-1547	ALONTI	2,400 SF
1541	BONA COUTURE Tailor Shop	1,200 SF
1543	H&R BLOCK	1,200 SF
1535A	GNC	1,600 SF
1535B	CLIP JOINT	1,600 SF
1527-1519	Goodwill	19,075 SF
1515-1517	Kids Play Hive	7,180 SF
1529	Wendys	5,750 SF
LOT 1	Bank of America	3,100 SF
LOT 2	Bank of America	5,800 SF



Available Space

UNIT	SIZE	UNIT	SIZE
1581	2,250 SF	1539	1,500 SF
1579	1,625 SF	1537	1,500 SF
1551	1,200 SF	1533	2,250 SF
1549	1,165 SF	1531	1,700 SF
1587	3,000 SF		



1515 LEE ST

POPULATION	1 MILE	3 MILES	5 MILES	7 MILES
2023 Population - Current Year Estimate	19,762	121,249	312,522	605,272
2028 Population - Five Year Projection	19,540	119,401	306,919	592,917
2020 Population - Census	19,967	122,415	315,855	614,841
2010 Population - Census	19,571	118,314	304,742	592,830
2020-2023 Annual Population Growth Rate	-0.32%	-0.29%	-0.33%	-0.48%
2023-2028 Annual Population Growth Rate	-0.23%	-0.31%	-0.36%	-0.41%

HOUSEHOLDS	1 MILE	3 MILES	5 MILES	7 MILES
2023 Households - Current Year Estimate	7,774	47,412	121,653	235,568
2028 Households - Five Year Projection	7,865	47,426	121,221	234,059
2010 Households - Census	7,615	45,588	118,218	229,037
2020 Households - Census	7,799 95.1%	47,209 94.0%	121,652 94.9%	236,555 95.1%
2020-2023 Compound Annual Household Growth Rate	-0.10%	0.13%	0.00%	-0.13%
2023-2028 Annual Household Growth Rate	0.23%	0.01%	-0.07%	-0.13%
2023 Average Household Size	2.50	2.52	2.53	2.54

HOUSEHOLD INCOME	1 MILE	3 MILES	5 MILES	7 MILES
2023 Average Household Income	\$102,423	\$110,101	\$119,243	\$124,004
2028 Average Household Income	\$117,932	\$125,796	\$136,185	\$141,050
2023 Median Household Income	\$71,987	\$77,104	\$82,810	\$85,771
2028 Median Household Income	\$82,553	\$86,308	\$93,807	\$97,737
2023 Per Capita Income	\$39,939	\$42,971	\$46,496	\$48,331
2028 Per Capita Income	\$47,012	\$49,870	\$53,870	\$55,758

HOUSING UNITS	1 MILE	3 MILES	5 MILES	7 MILES
2023 Housing Units	8,234	50,779	128,929	249,104
2023 Vacant Housing Units	460 5.6%	3,367 6.6%	7,276 5.6%	13,536 5.4%
2023 Occupied Housing Units	7,774 94.4%	47,412 93.4%	121,653 94.4%	235,568 94.6%
2023 Owner Occupied Housing Units	5,952 72.3%	32,809 64.6%	86,186 66.8%	173,377 69.6%
2023 Renter Occupied Housing Units	1,822 22.1%	14,603 28.8%	35,467 27.5%	62,191 25.0%

EDUCATION	1 MILE	3 MILES	5 MILES	7 MILES
2023 Population 25 and Over	14,708	88,961	229,600	443,870
HS and Associates Degrees	7,538 51.3%	40,626 45.7%	103,019 44.9%	202,305 45.6%
Bachelor's Degree or Higher	5,342 36.3%	38,495 43.3%	106,619 46.4%	203,362 45.8%

PLACE OF WORK	1 MILE	3 MILES	5 MILES	7 MILES
2023 Businesses	692	4,894	14,214	25,877
2023 Employees	10,188	83,725	256,218	460,433

Contact Us

Sean McCourt
Senior Vice President
+1 312 297 7688
sean.mccourt@cbre.com

Alex Corno
First Vice President
+1 312 935 1015
alex.corno@cbre.com



321 N Clark St, Suite 3400 | Chicago, IL 60654

© 2024 CBRE, Inc. All rights reserved. This information has been obtained from sources believed reliable, but has not been verified for accuracy or completeness. You should conduct a careful, independent investigation of the property and verify all information. Any reliance on this information is solely at your own risk. CBRE and the CBRE logo are service marks of CBRE, Inc. All other marks displayed on this document are the property of their respective owners, and the use of such logos does not imply any affiliation with or endorsement of CBRE. Photos herein are the property of their respective owners. Use of these images without the express written consent of the owner is prohibited.