

FILE PATH: W:\JOBS 20\202015 - MIRAMONTE\DRAWINGS\PRELIM\EXHIBITS\PHASING EXHIBITS\A - MASTER PHASING\MM-MASTER PHASING 2021-11-30.DWG



### INDEX AND NOTES

- 1 TITLE SHEET
- 2 PHASE 1
- 3 PHASE 2
- 4 PHASE 3
- 5 PHASE 4
- 6 PHASE 5
- 7 PHASE 6
- 8 PHASE 7
- 9 PHASE 8
- 10 PHASE 9
- 11 PHASE 10

1. THE PHASES SHOWN ARE SUBJECT TO CHANGE.
2. PHASES MAY BE COMBINED OR MAY BE FURTHER DIVIDED INTO SUBPHASES DEPENDING ON MARKET CONDITIONS AND INFRASTRUCTURE REQUIREMENTS.
3. INDIVIDUAL PARKS/BASINS MAY BE DEVELOPED IN PHASES SO LONG AS THE MINIMUM REQUIRED CUMULATIVE PARK ACREAGE IS ACHIEVED WITH EACH PHASE OF DEVELOPMENT OR UNLESS OTHERWISE SET FORTH IN THE PROJECT DEVELOPMENT AGREEMENT.
4. EACH SCHOOL PARCEL OFFER OF DEDICATION WILL BE MADE WITH THE PHASE IN WHICH THE RESPECTIVE PARCEL IS CREATED ON THE FINAL MAP, OR UNLESS OTHERWISE SET FORTH IN THE PROJECT DEVELOPMENT AGREEMENT.
5. SEE THE PARKLAND PHASING PLAN AND INDIVIDUAL INFRASTRUCTURE PHASING PLANS FOR ADDITIONAL INFORMATION.

SHEET 1 OF 11

## MASTER PHASING

## TITLE SHEET

MIRAMONTE

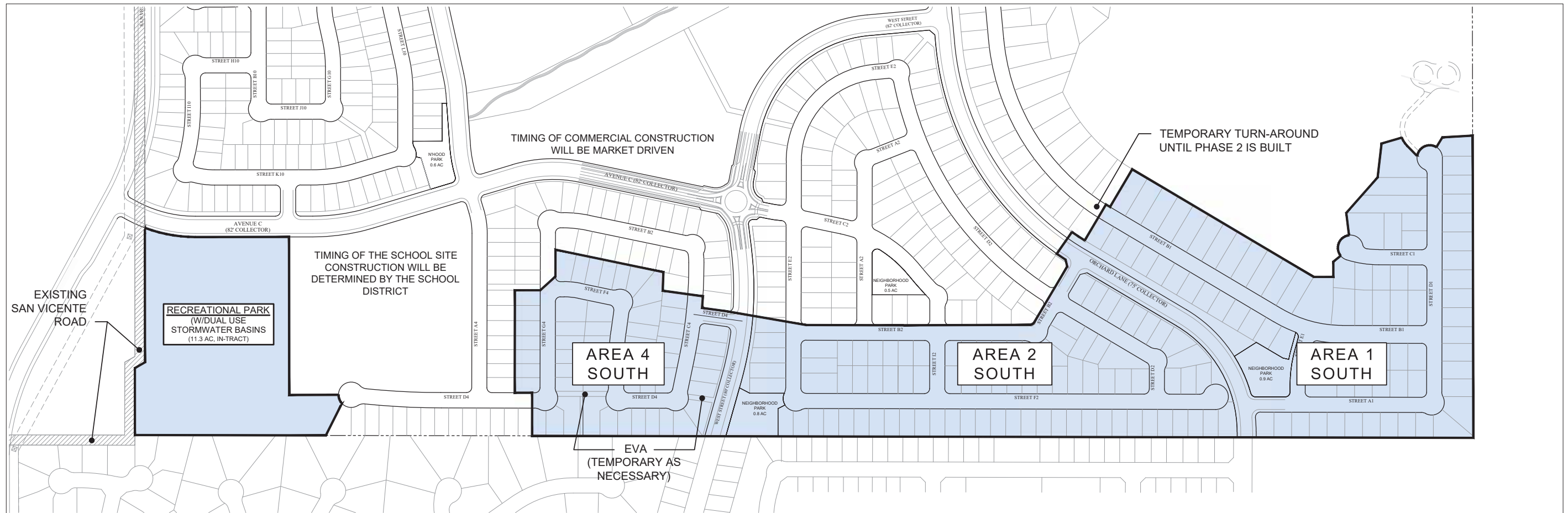
SOLEDAD, CALIFORNIA

MAY 27, 2022

**RJA**  
**RUGGERI-JENSEN-AZAR**  
 ENGINEERS ■ PLANNERS ■ SURVEYORS

8055 CAMINO ARROYO GILROY, CA 95020  
 PHONE: (408) 848-0300 FAX: (408) 848-0302

FILE PATH: W:\JOBS 20\202015 - MIRAMONTE\DRAWINGS\PRELIM\EXHIBITS\PHASING EXHIBITS\A - MASTER PHASING\MW-MASTER PHASING 2021-11-30.DWG



**Miramonte Phasing Sheet Tables**

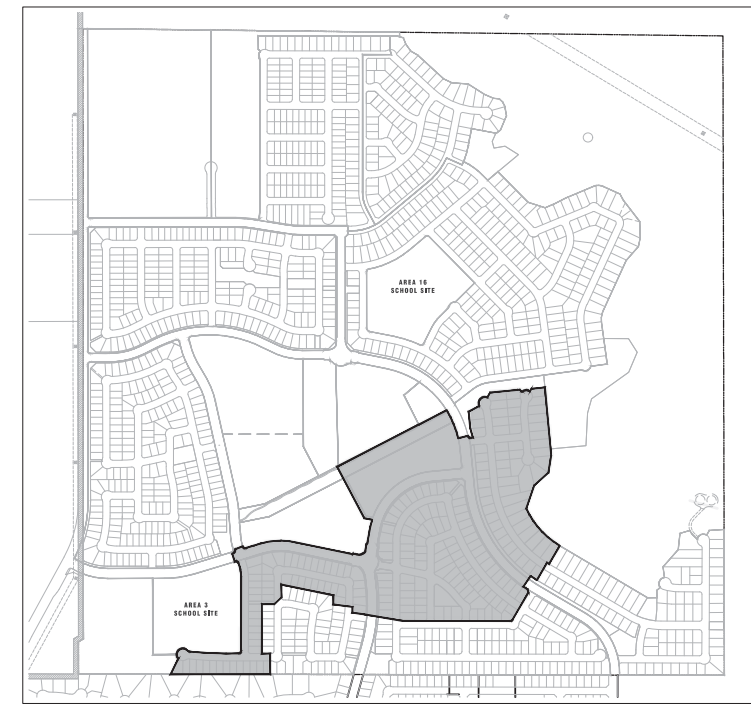
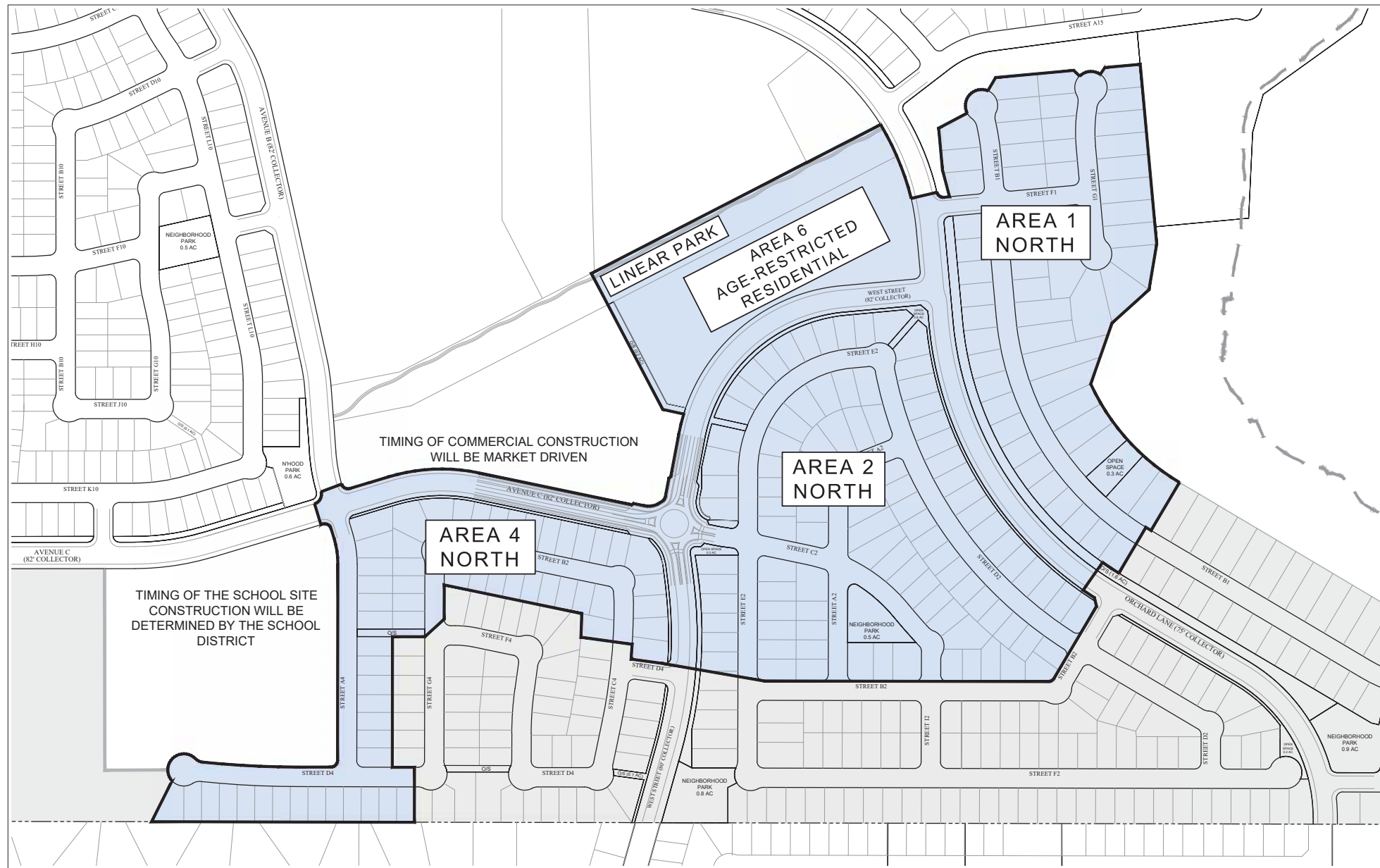
Phase	Area	No. Units	Lot Width (min.)	Cumulative Units
<b>1</b> (LDR)	1S	80	70	
	2S	87	60	
	4S	54	55	
<i>Total Units This Phase:</i>		221		221

SHEET 2 OF 11

**MASTER PHASING**  
**PHASE 1**  
MIRAMONTE  
SOLEDAD, CALIFORNIA  
MAY 27, 2022

**RJA**  
**RUGGERI-JENSEN-AZAR**  
ENGINEERS ■ PLANNERS ■ SURVEYORS  
8055 CAMINO ARROYO GILROY, CA 95020  
PHONE: (408) 848-0300 FAX: (408) 848-0302

1"=400'



**Miramonte Phasing Sheet Tables**

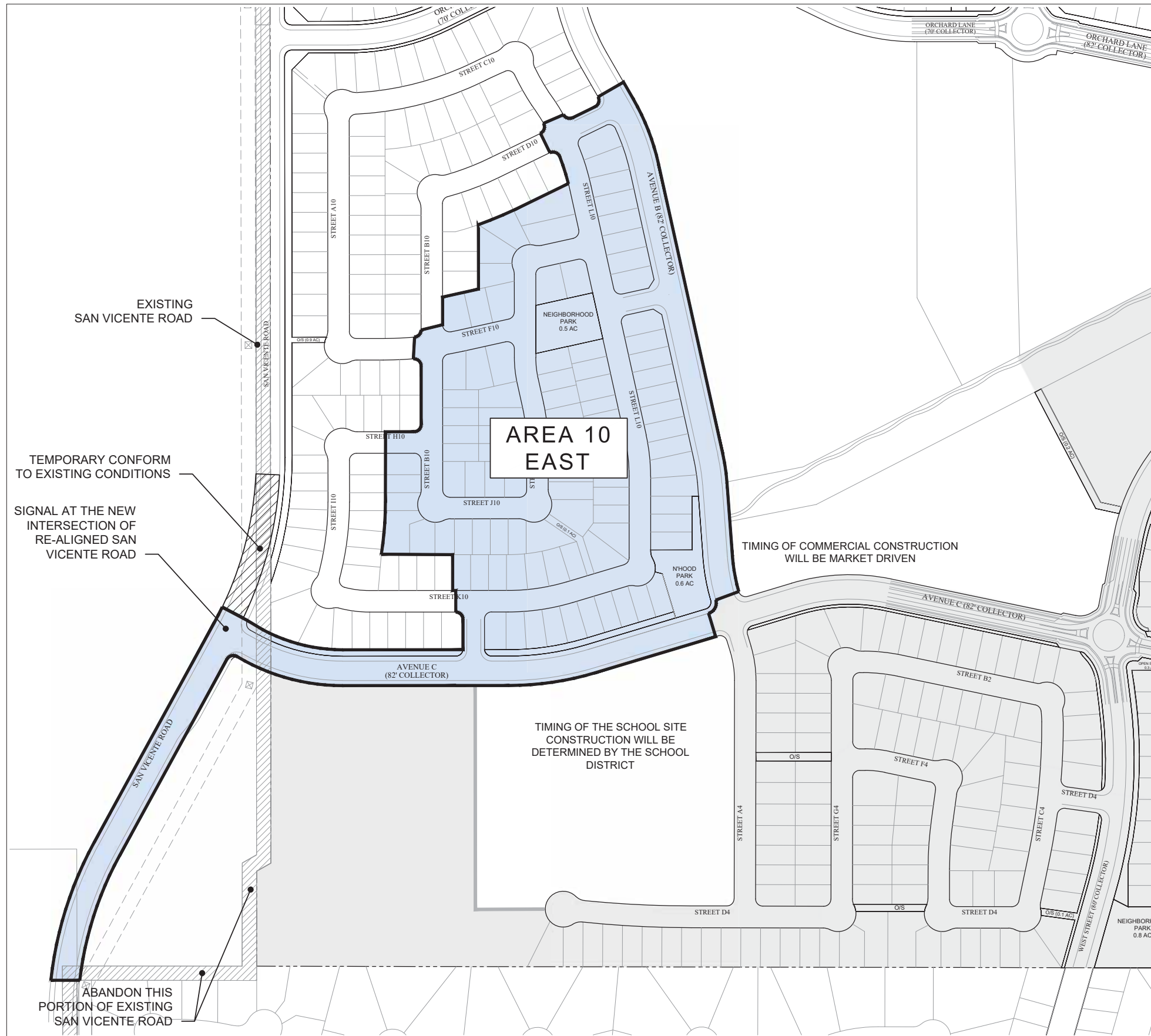
Phase	Area	No. Units	Lot Width (min.)	Cumulative Units
2	1N	57	70	
	(LDR)	2N	97	60
	4S	59	55	
(Sr. Living)	6	134		
<b>Total Units This Phase:</b>		<b>347</b>		<b>568</b>

1"=400'

**MASTER PHASING**  
**PHASE 2**  
**MIRAMONTE**  
 SOLEDAD, CALIFORNIA  
 MAY 27, 2022

  
**RUGGERI-JENSEN-AZAR**  
 ENGINEERS ■ PLANNERS ■ SURVEYORS  
 8055 CAMINO ARROYO GILROY, CA 95020  
 PHONE: (408) 848-0300 FAX: (408) 848-0302

FILE PATH: W:\JOBS 20\202015 - MIRAMONTE\DRAWINGS\PRELIM\EXHIBITS\PHASING EXHIBITS\A - MASTER PHASING\MIRAMONTE MASTER PHASING 2021-11-30.DWG



Miramonte Phasing Sheet Tables

Phase	Area	No. Units	Lot Width (min.)	Cumulative Units
3	10E	74	50	
(LDR)	10E	21	55	
Total Units This Phase:		95		663

SHEET 4 OF 11

**MASTER PHASING**

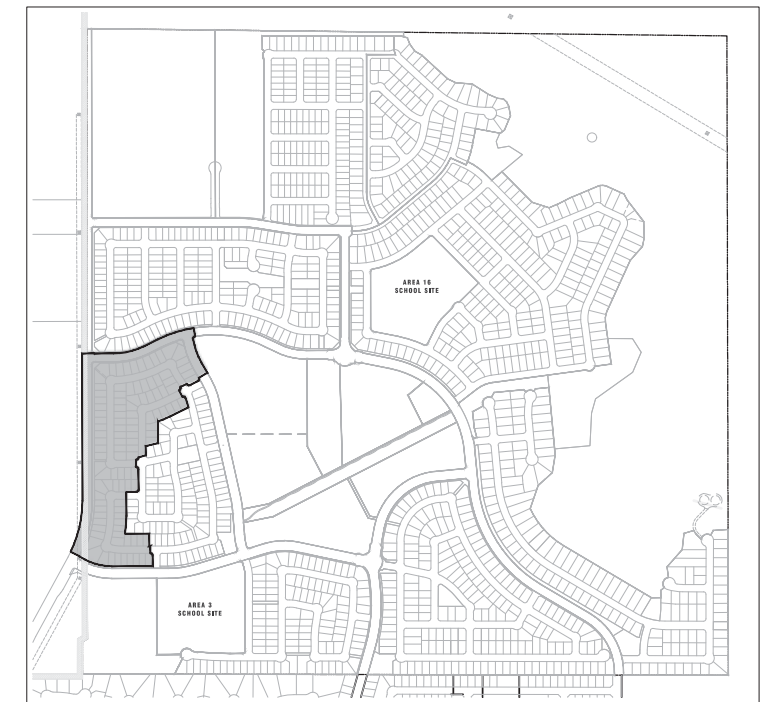
**PHASE 3**

MIRAMONTE  
SOLEDAD, CALIFORNIA  
MAY 27, 2022

**RJA**  
**RUGGERI-JENSEN-AZAR**  
ENGINEERS ■ PLANNERS ■ SURVEYORS

8055 CAMINO ARROYO GILROY, CA 95020  
PHONE: (408) 848-0300 FAX: (408) 848-0302

1"=300'



**Miramonte Phasing Sheet Tables**

Phase	Area	No. Units	Lot Width (min.)	Cumulative Units
4	10W	74	50	
(LDR)	10W	34	55	
<b>Total Units This Phase:</b>		<b>108</b>		<b>771</b>

**MASTER PHASING**

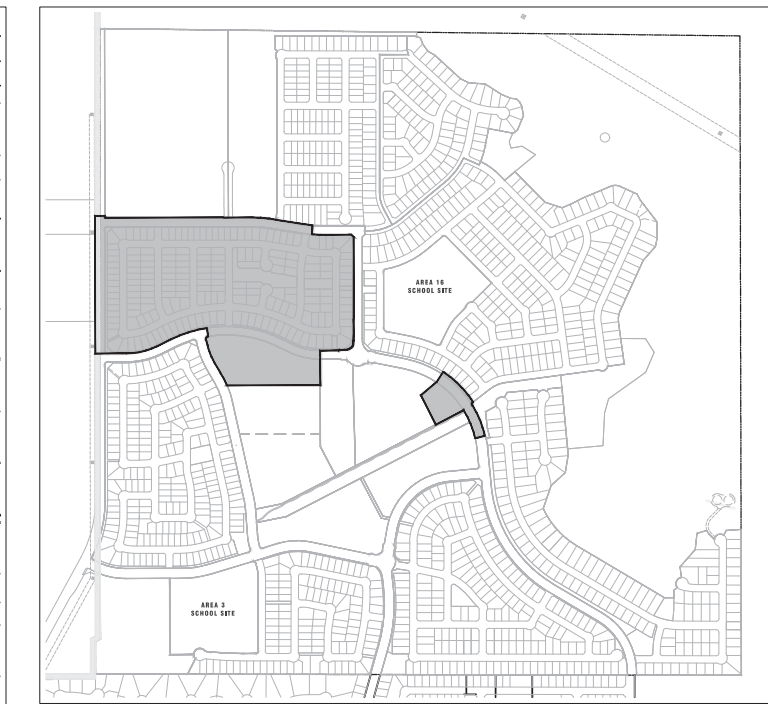
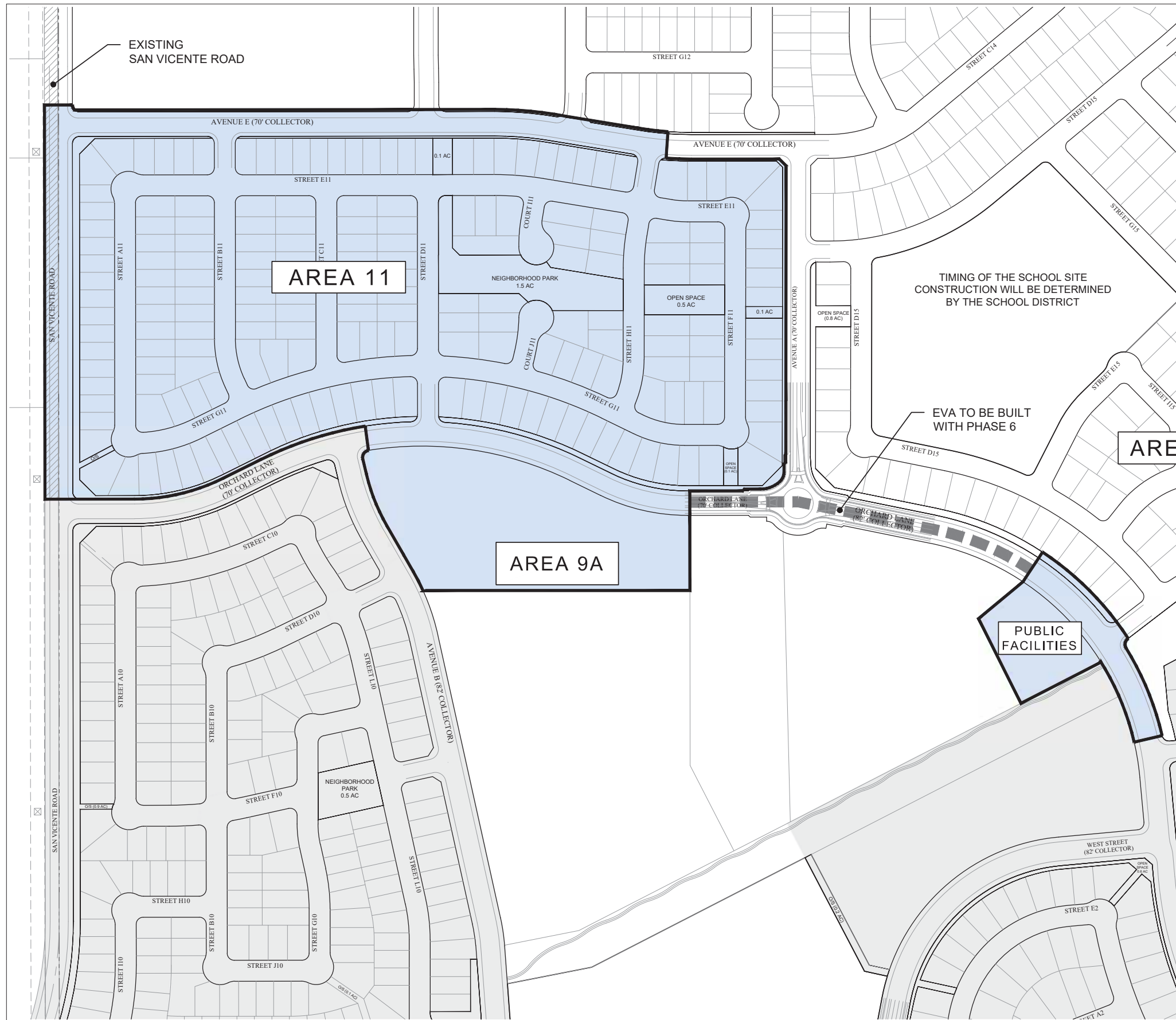
**PHASE 4**

MIRAMONTE  
SOLEDAD, CALIFORNIA  
MAY 27, 2022



8055 CAMINO ARROYO GILROY, CA 95020  
PHONE: (408) 848-0300 FAX: (408) 848-0302

1"=400'



**Miramonte Phasing Sheet Tables**

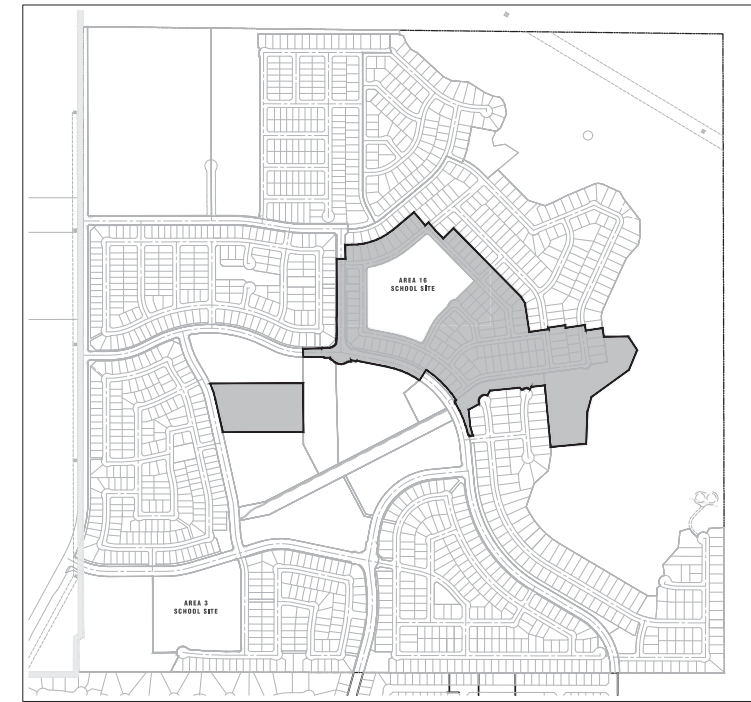
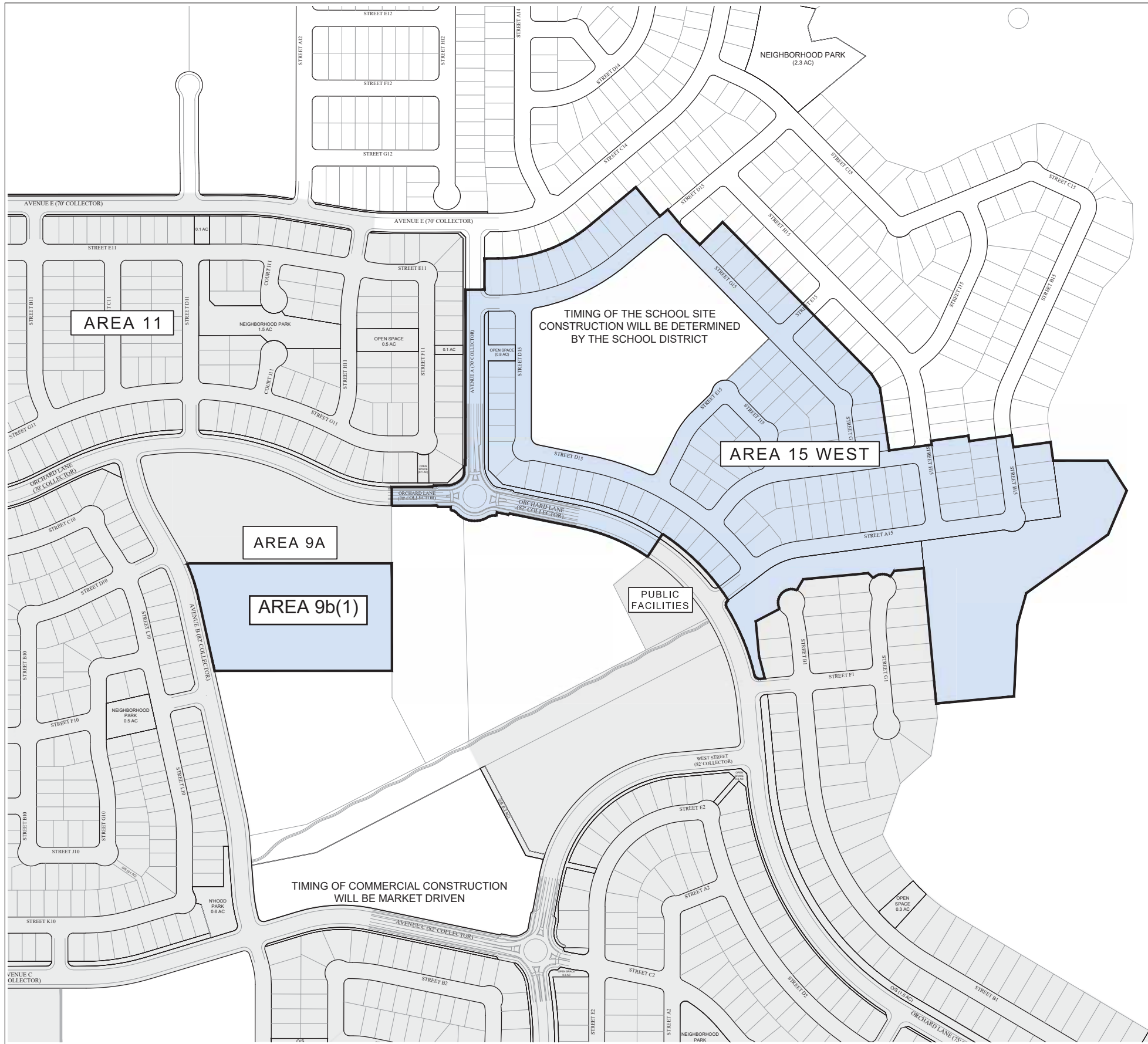
Phase	Area	No. Units	Lot Width (min.)	Cumulative Units
5	11	111	50	
	11	79	55	
(LDR & MDR)	9A	150	MDR	
<b>Total Units This Phase:</b>		<b>340</b>		<b>1,111</b>

SHEET 6 OF 11

**MASTER PHASING**  
**PHASE 5**  
 MIRAMONTE  
 SOLEDAD, CALIFORNIA  
 MAY 27, 2022

**RJA**  
**RUGGERI-JENSEN-AZAR**  
 ENGINEERS • PLANNERS • SURVEYORS  
 8055 CAMINO ARROYO GILROY, CA 95020  
 PHONE: (408) 848-0300 FAX: (408) 848-0302

1"=400'



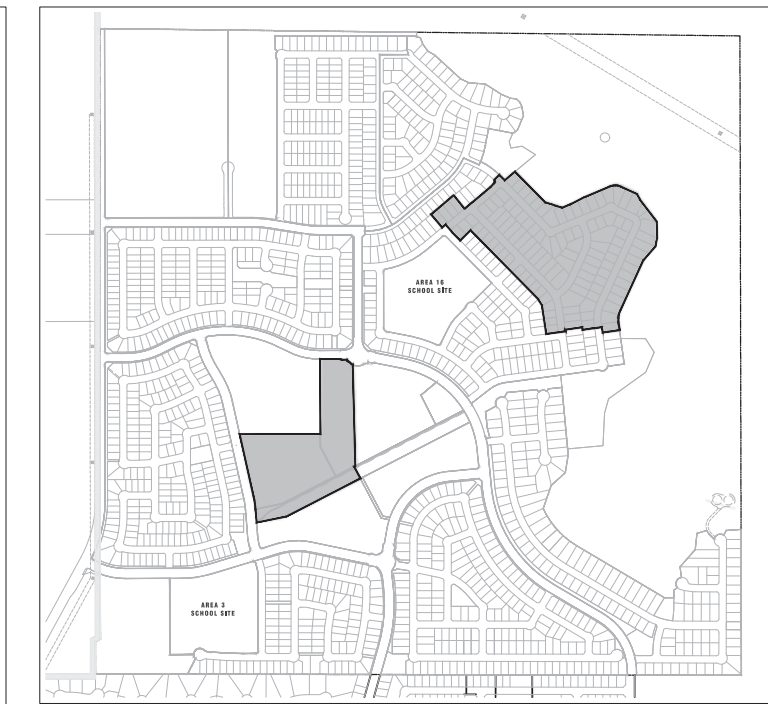
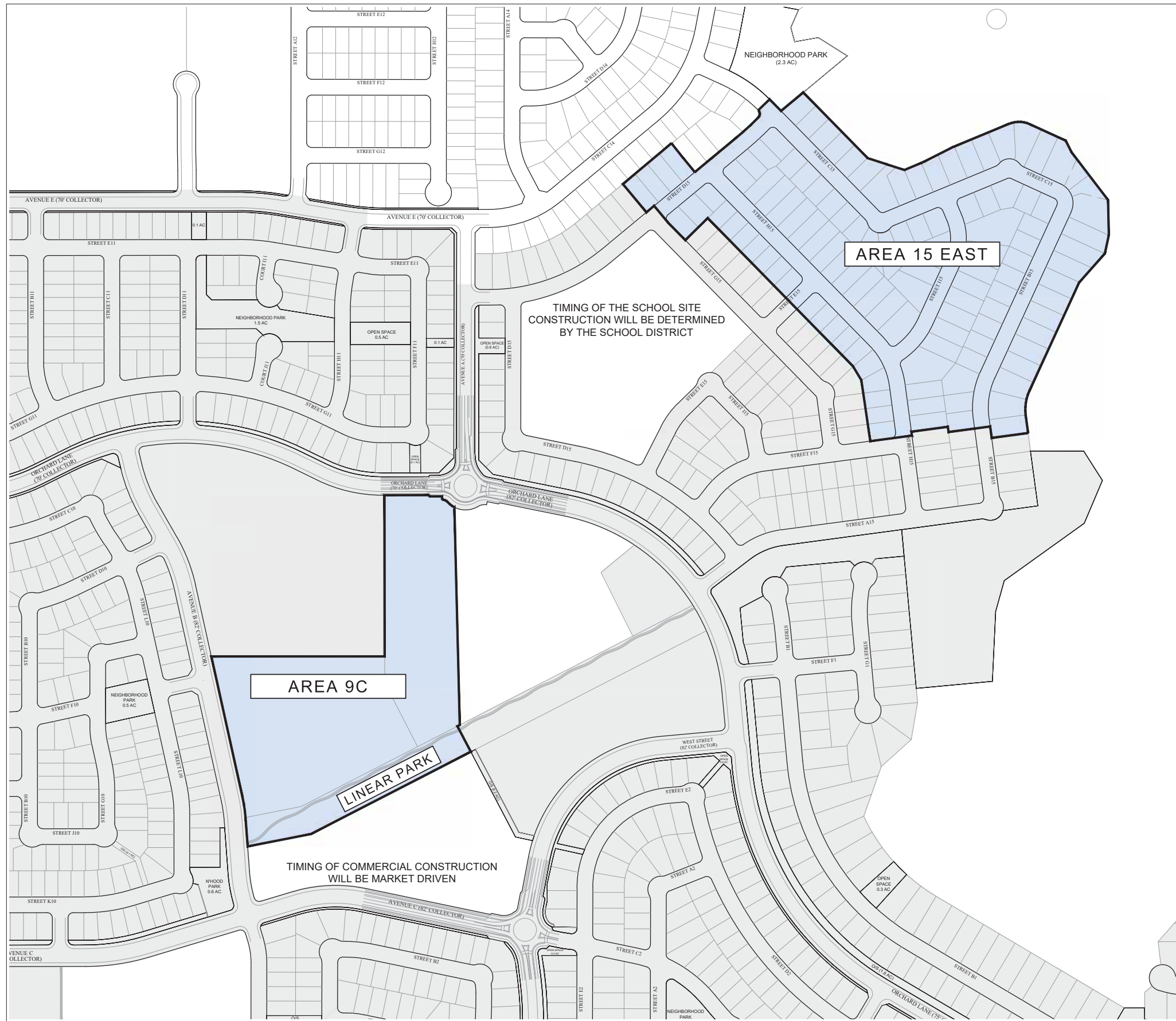
**Miramonte Phasing Sheet Tables**

Phase	Area	No. Units	Lot Width (min.)	Cumulative Units
6 (LDR & MDR)	15W	8	70	
	9B(1)	50	MDR	
<b>Total Units This Phase:</b>		<b>160</b>		<b>1,271</b>

**MASTER PHASING**  
**PHASE 6**  
 MIRAMONTE  
 SOLEDAD, CALIFORNIA  
 MAY 27, 2022

**RJA**  
**RUGGERI-JENSEN-AZAR**  
 ENGINEERS ■ PLANNERS ■ SURVEYORS  
 8055 CAMINO ARROYO GILROY, CA 95020  
 PHONE: (408) 848-0300 FAX: (408) 848-0302

1"=400'



**Miramonte Phasing Sheet Tables**

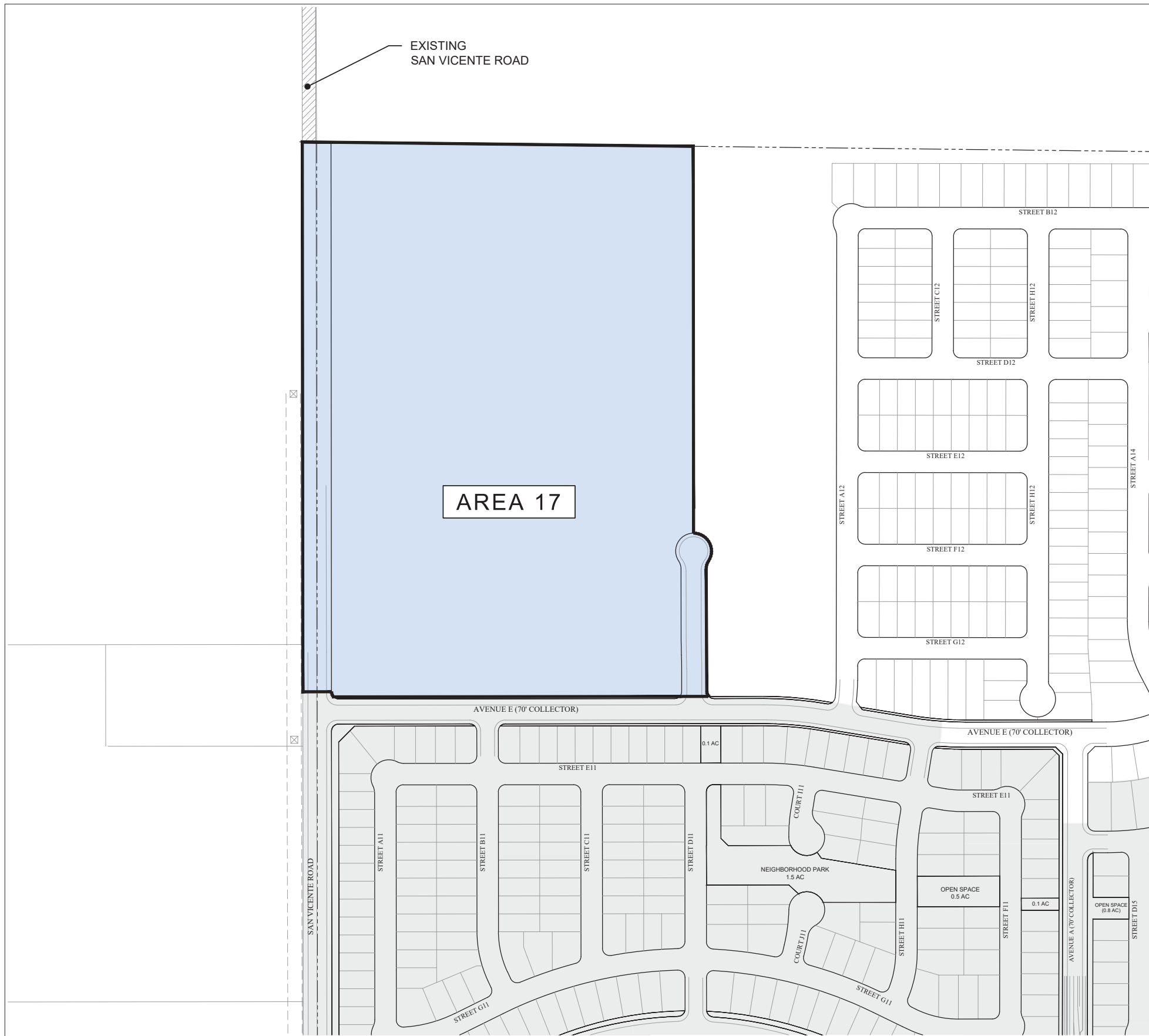
Phase	Area	No. Units	Lot Width (min.)	Cumulative Units
<b>7</b>	15E	60	70	
(LDR & MDR)	15E	54	60	
	9C	136	MDR	
<b>Total Units This Phase:</b>		<b>250</b>		<b>1,521</b>

**MASTER PHASING**  
**PHASE 7**  
**MIRAMONTE**  
 SOLEDAD, CALIFORNIA  
 MAY 27, 2022

**RJA**  
**RUGGERI-JENSEN-AZAR**  
 ENGINEERS • PLANNERS • SURVEYORS  
 8055 CAMINO ARROYO GILROY, CA 95020  
 PHONE: (408) 848-0300 FAX: (408) 848-0302

1"=400'





**Miramonte Phasing Sheet Tables**

Phase	Area	No. Units	Lot Width (min.)	Cumulative Units
8	17	314	Study Area	
(MDR)	9b(2)	50		
<i>Total Units This Phase:</i>		364		1,885

**MASTER PHASING**

**PHASE 8**

MIRAMONTE  
SOLEDAD, CALIFORNIA  
MAY 27, 2022

**RJA**  
**RUGGERI-JENSEN-AZAR**  
ENGINEERS • PLANNERS • SURVEYORS

8055 CAMINO ARROYO GILROY, CA 95020  
PHONE: (408) 848-0300 FAX: (408) 848-0302

1"=300'



1"=400'



Miramonte Phasing Sheet Tables

Phase	Area	No. Units	Lot Width (min.)	Cumulative Units
9 (LDR & MDR)	12S	7	60	
	12S	46	50	
	14S	14	70	
	14S	35	60	
	15N	4	70	
	15N	18	60	
	8	190	MDR	
	9B(3)	50	MDR	
Total Units This Phase:		364		2,249

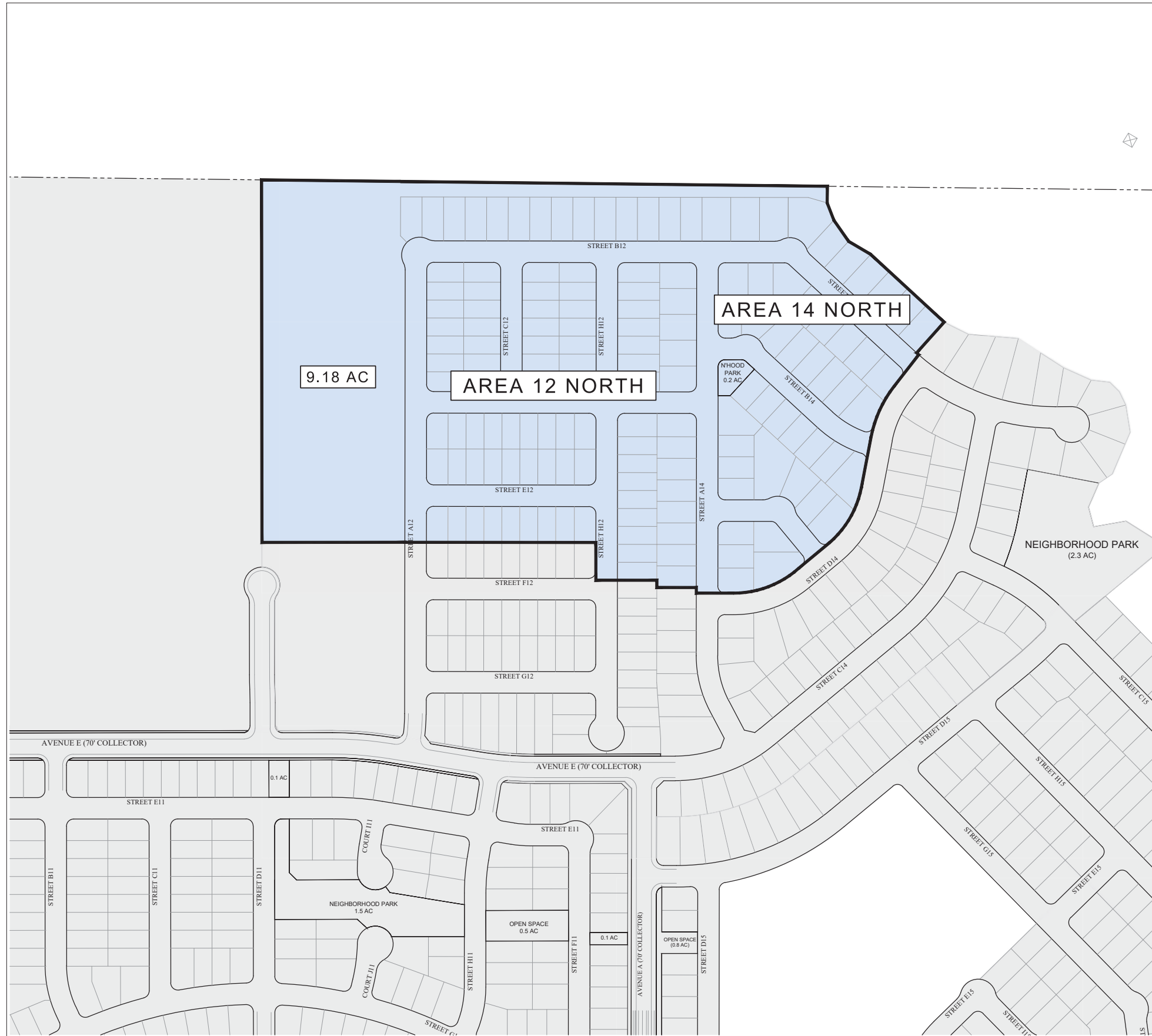
**MASTER PHASING**

**PHASE 9**

MIRAMONTE  
SOLEDAD, CALIFORNIA  
MAY 27, 2022



8055 CAMINO ARROYO GILROY, CA 95020  
PHONE: (408) 848-0300 FAX: (408) 848-0302



**Miramonte Phasing Sheet Tables**

Phase	Area	No. Units	Lot Width (min.)	Cumulative Units
<b>10</b>	12N	3	70	
	12N	27	60	
	12N	70	50	
	14N	15	70	
(LDR)	14N	28	60	
<b>Total Units This Phase:</b>		<b>143</b>		<b>2,392</b>

SHEET 11 OF 11

**MASTER PHASING**  
**PHASE 10**  
 MIRAMONTE  
 SOLEDAD, CALIFORNIA  
 MAY 27, 2022

**RJA**  
**RUGGERI-JENSEN-AZAR**  
 ENGINEERS ■ PLANNERS ■ SURVEYORS  
 8055 CAMINO ARROYO GILROY, CA 95020  
 PHONE: (408) 848-0300 FAX: (408) 848-0302

1"=300'