

# AC ANAHEIM CONCOURSE

INDUSTRIAL CAMPUS  
1151 & 1153 N OCEAN CIRCLE, ANAHEIM, CA



±207,074 SF

CAMPUS AVAILABLE FOR LEASE



## BUILDING FEATURES

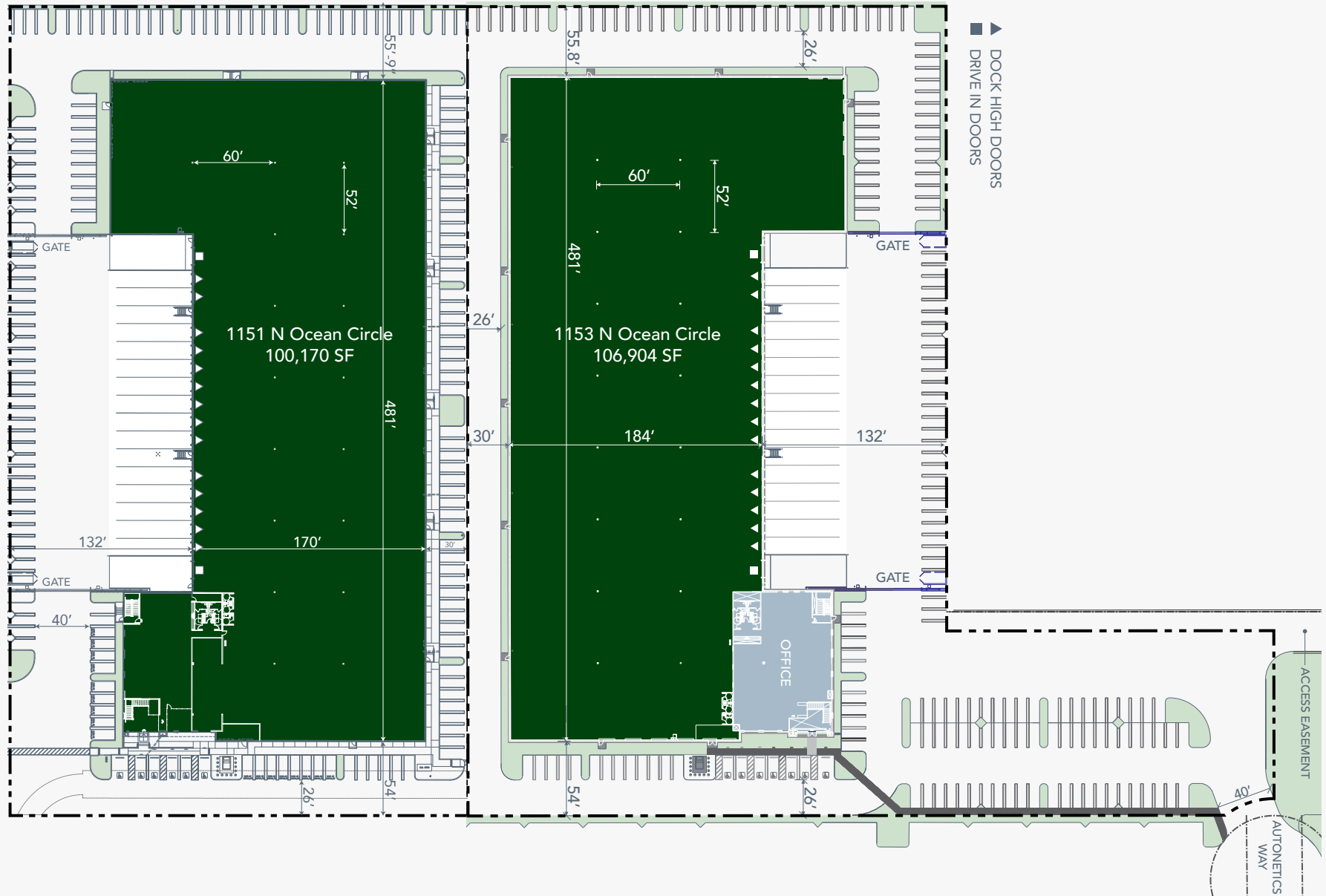


**1151 N OCEAN CIRCLE**

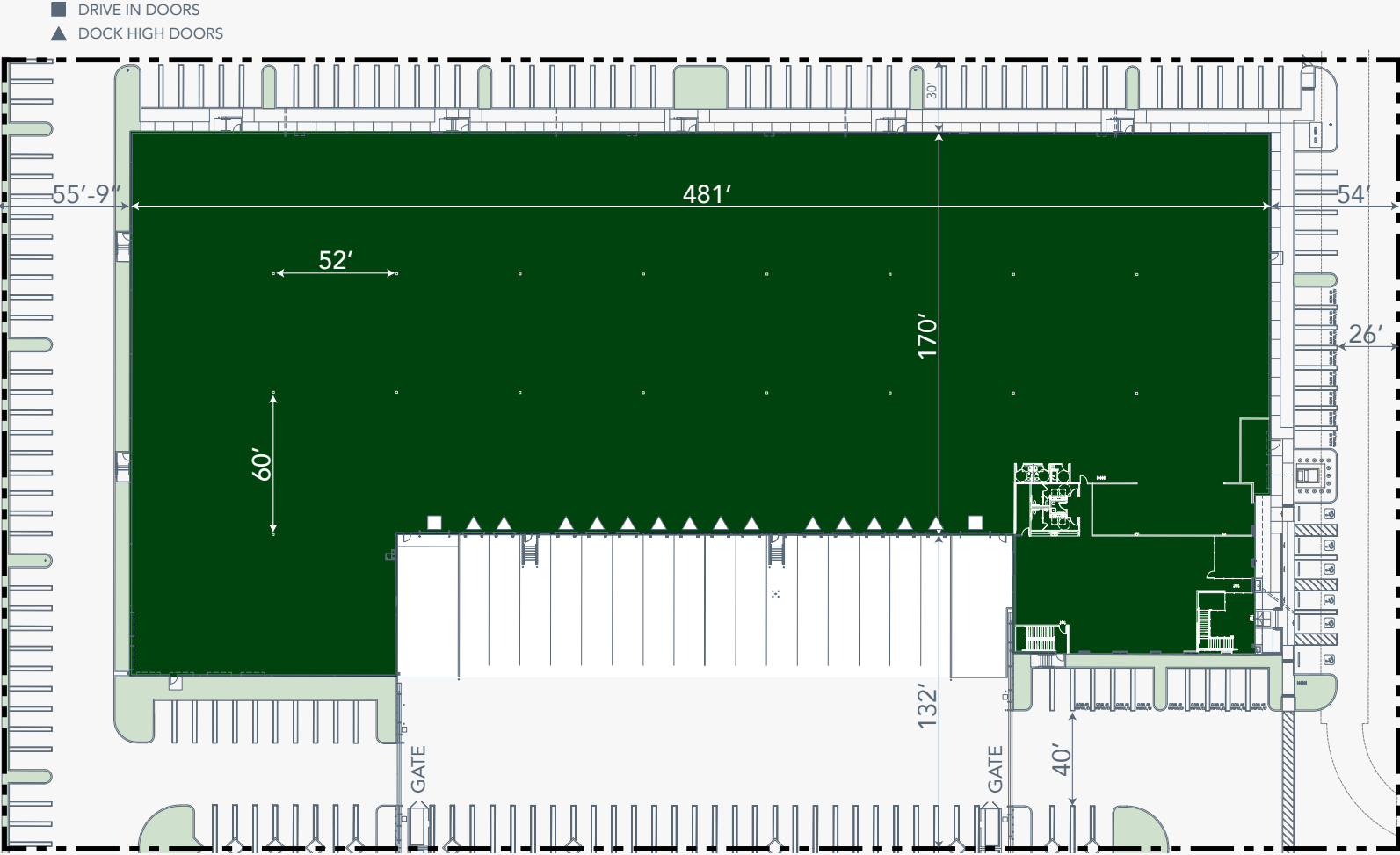
**1153 N OCEAN CIRCLE**

TOTAL AVAILABLE SF	100,170 SF	106,904 SF
OFFICE SF	13,648 SF	13,648 SF
DOCK HIGH DOORS	14 (9'x10')	14 (9'x10')
GRADE LEVEL DOORS	2 (12'x14')	2 (12'x14')
PARKING RATIO	1.5:1	1.5:1
CLEAR HEIGHT	32'	32'
SPRINKLER	ESFR	ESFR
TRUCK COURT	132' Truck Court (Fully Secured)	132' Truck Court (Fully Secured)
POWER	800 Amps (expandable to 4000) 277/480 Volts, 3-Phase, 4-Wire	4000 Amps 277/480 Volts, 3-Phase, 4-Wire
WAREHOUSE	Food Grade Warehouse	Food Grade Warehouse

# CAMPUS SITE PLAN



1151 N OCEAN CIRCLE  
SITE PLAN

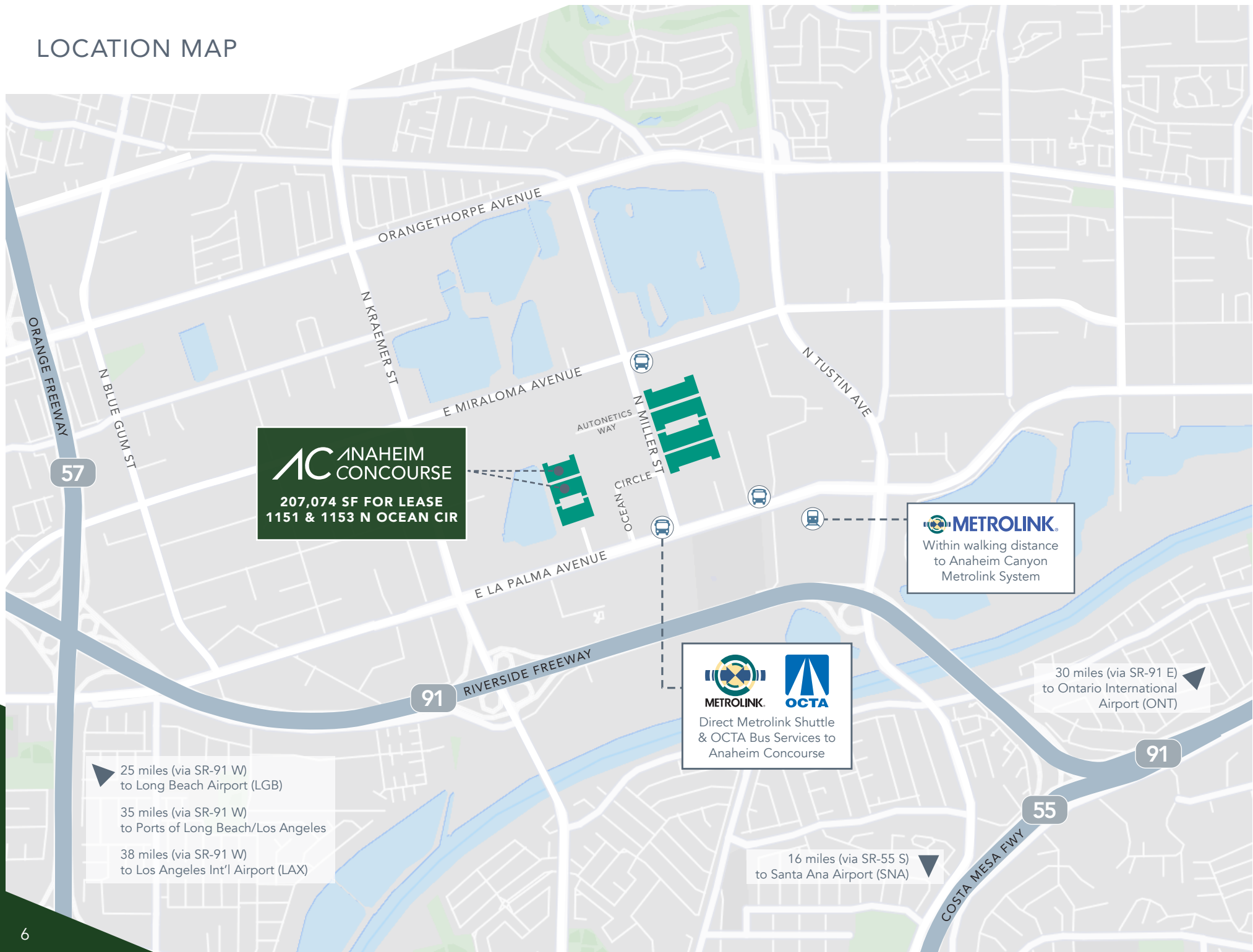


# 1153 N OCEAN CIRCLE SITE PLAN





## LOCATION MAP





**INDUSTRIAL CAMPUS**  
**207,074 SF AVAILABLE**  
1151 & 1153 N Ocean Circle

RIVERSIDE FREEWAY

91

E LA PALMA AVENUE

OCEAN CIR

N MILLER STREET

AUTONETICS WAY

## FOR MORE INFORMATION, PLEASE CONTACT:

Brad Bierbaum  
Senior Vice President  
+1 714 371 9210  
brad.bierbaum@cbre.com  
Lic. 00996170

Ryan Peterson  
Senior Vice President  
+1 714 371 9212  
ryan.peterson@cbre.com  
Lic. 01336025

CBRE, Inc.  
Broker Lic. 00409987  
18575 Jamboree Road  
Suite 600  
Irvine, CA 92612

© 2025 CBRE, Inc. All rights reserved. This information has been obtained from sources believed reliable but has not been verified for accuracy or completeness. You should conduct a careful, independent investigation of the property and verify all information. Any reliance on this information is solely at your own risk. CBRE and the CBRE logo are service marks of CBRE, Inc. All other marks displayed on this document are the property of their respective owners, and the use of such logos does not imply any affiliation with or endorsement of CBRE. Photos herein are the property of their respective owners. Use of these images without the express written consent of the owner is prohibited.