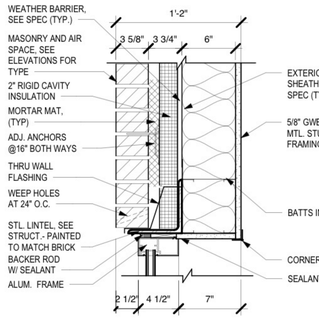

1 A1.00 **ALUM. DOOR HEAD DTL.**
SCALE: 1 1/2" = 1'-0"

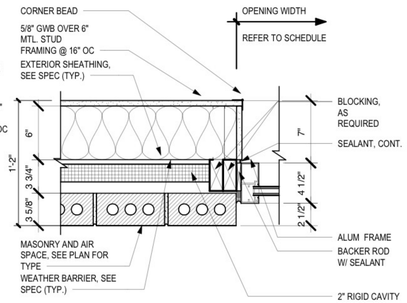

2 A1.00 **ALUM. DOOR JAMB DTL.**
SCALE: 1 1/2" = 1'-0"

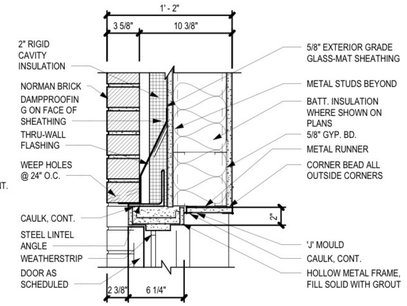

3 A1.00 **H.M. DOOR HEAD DTL.**
SCALE: 1 1/2" = 1'-0"

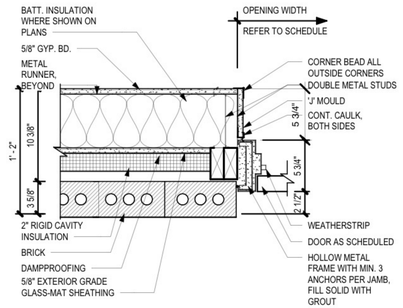

4 A1.00 **HM DR JAMB DTL.**
SCALE: 1 1/2" = 1'-0"

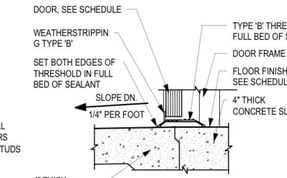

6 A1.00 **HM DR SILL**
SCALE: 1 1/2" = 1'-0"

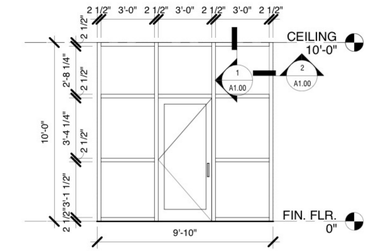

7 A1.00 **STOREFRONT ELEV A**
SCALE: 1/4" = 1'-0"

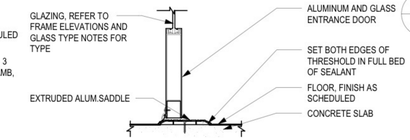

5 A1.00 **ALUM. DOOR SILL DTL**
SCALE: 1 1/2" = 1'-0"

DOORS HARDWARE:

01- TYP STOREFRONT EXIT DOOR
3-0" W X 7'-0" ALUMINUM DOOR
MEDIUM STILE
3 BUTTS
ADA THRESHOLD
MFR. STANDARD PUSH / PULL
TEMPERED GLASS
WEATHER STRIPPING

02- TYP REAR EXIT DOOR
3-0" W X 6'-8" H INSUL. METAL DOOR
HOLLOW METAL FRAME
3 BUTTS
ADA THRESHOLD
LEVER HANDLE INTERIOR AND EXTERIOR
LOCK SET W/ NO SEPERTATE DEAD BOLT

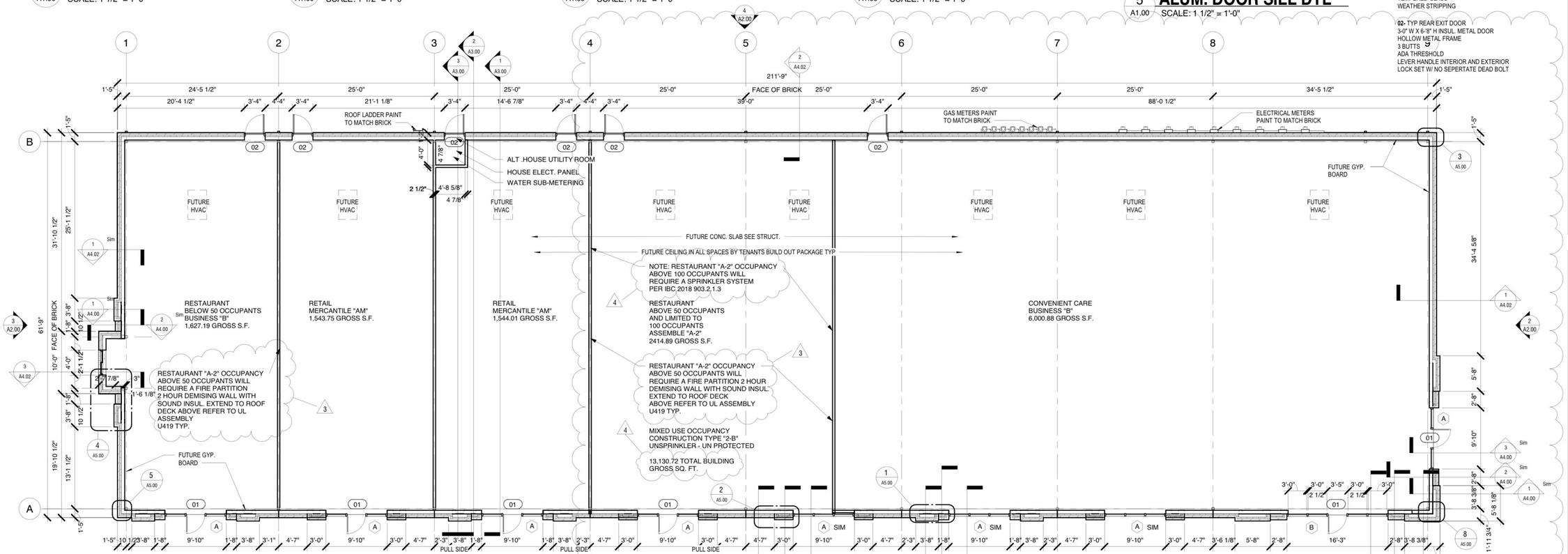

A A1.00 **FLOOR PLAN**
SCALE: 1/8" = 1'-0"

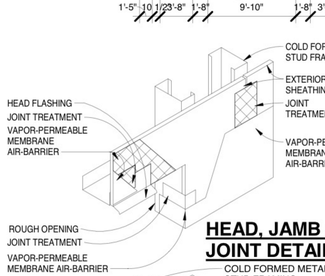

HEAD, JAMB & JOINT DETAIL

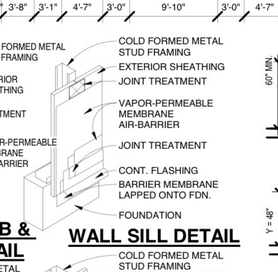

WALL SILL DETAIL

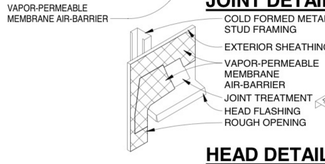

HEAD DETAIL

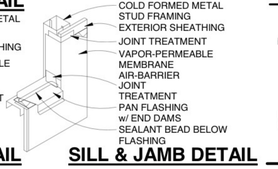

SILL & JAMB DETAIL

FLASHING FOR OPENING

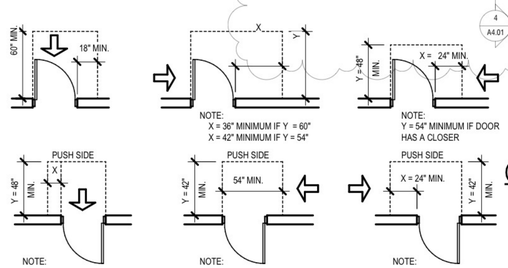

ADA MANEUVERING CLEARANCES AT DOORS

NOT TO SCALE

DOOR CLEARANCES

GENERAL NOTES:

1. THE 'WORK' INCLUDES THE FURNISHING OF ALL LABOR, MATERIALS, EQUIPMENT AND SERVICES NECESSARY FOR AND REASONABLY INCIDENTAL TO THE COMPLETION OF ALL WORK AS ILLUSTRATED AND DESCRIBED IN THESE DRAWINGS. ALL SUCH WORK IS TO BE DONE BY THE GENERAL CONTRACTOR, UNLESS NOTED OTHERWISE.
2. THE GENERAL CONTRACTOR SHALL BE RESPONSIBLE FOR SECURING ALL REQUIRED BUILDING PERMITS, AND, FOR INSURING THAT ALL WORK CONFORMS TO APPLICABLE BUILDING CODES.
3. THE GENERAL CONTRACTOR SHALL COMPLY WITH ALL LOCAL, STATE, AND FEDERAL CODES AND REGULATIONS REGARDING CONSTRUCTION, MATERIAL DISPOSAL, AND SAFETY.
4. THE GENERAL CONTRACTOR SHALL BE RESPONSIBLE FOR MAINTAINING SAFE AND HAZARD-FREE CONDITIONS AT ALL TIMES DURING CONSTRUCTION.
5. THE GENERAL CONTRACTOR SHALL HAVE DIRECT CONTROL AND MANAGEMENT OF ALL CONSTRUCTION OPERATIONS AND BE RESPONSIBLE FOR THE SATISFACTORY OVERALL PERFORMANCE OF ALL HIS SUPPLIERS AND SUBCONTRACTORS, AS WELL AS ALL ASSIGNED CONTRACTORS.
6. ALL EXTERIOR WOOD BLOCKING, BRACING AND/OR SHEATHING TO BE PRESSURE- TREATED MATERIAL.
7. CONTRACTOR SHALL VERIFY ALL DIMENSIONS ON THESE PLANS AND NOTIFY ARCHITECT OF ANY DISCREPANCY.
8. FULLY INSULATE ALL PIPING IN EXTERIOR WALLS AND IN CHASES ADJACENT TO EXTERIOR WALLS.
9. MECHANICAL AND ELECTRICAL APPARATUS PENETRATING WALLS AT EXPOSED STRUCTURE AREAS SHALL BE SEALED AIR TIGHT.
10. ALL PENETRATIONS THROUGH RATED ASSEMBLIES (WHERE APPLICABLE) SHALL BE FIRE RATED PER CODE.
11. WHERE COLOR AND DESIGN SELECTIONS ARE REQUIRED, THE GENERAL CONTRACTOR SHALL SUBMIT SAMPLES TO THE ARCHITECT FOR SELECTION AND APPROVAL.
12. GENERAL CONTRACTOR IS RESPONSIBLE FOR TURNING OVER THE PREMISES IN A CLEAN CONDITION.
13. GUARANTEE: ALL WORKMANSHIP AND MATERIALS SHALL BE GUARANTEED FOR A PERIOD OF ONE YEAR (MINIMUM) FROM THE DATE OF SUBSTANTIAL COMPLETION, UNLESS SPECIFIED OTHERWISE FOR A LONGER PERIOD OF TIME ON SPECIFIED ITEMS.

DESIGN NO. UL U419

FIRE RATING:	2 HOURS
STC RATING:	53
SOUND TEST:	USG-180604
SYSTEM THICKNESS:	6-1/8" [156 MM]
LOCATION:	INTERIOR
FRAMING TYPE:	STEEL STUD (NONLOAD-BEARING)

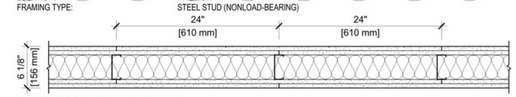

ASSEMBLY REQUIREMENTS:

GYPSUM PANELS:	TWO LAYERS 5/8" [15.9 MM] SHEETROCK® GYPSUM PANEL (UL TYPE SCX)
STEEL STUDS:	3-5/8" [92 MM] STEEL STUDS, EQ20 (0.018"), 24" [610 MM] O.C.
INSULATION:	3-1/2" [89 MM] FIBERGLASS INSULATION
GYPSUM PANELS:	TWO LAYERS 5/8" [15.9 MM] SHEETROCK® GYPSUM PANEL (UL TYPE SCX)

GENERAL WALL NOTES:

1. REFER TO APPLICABLE CODES REQUIREMENTS TO ENSURE COMPLIANCE PRIOR TO CONSTRUCTION.
2. FOR THE MOST UP-TO-DATE DETAILS, INCLUDING CONSTRUCTION VARIATIONS, REFER TO THE PUBLISHED DESIGN.
3. WHERE DESIGN NO. INDICATES "PER", THE FIRE RATING IS BASED ON LABORATORY TEST DATA OF THE REFERENCED SIMILARLY CONSTRUCTED ASSEMBLIES.
4. STUD SIZES AND INSULATION THICKNESS ARE MINIMUM UNLESS OTHERWISE STATED IN THE PUBLISHED ASSEMBLY.
5. STUD AND FASTENER SPACINGS ARE MAXIMUM UNLESS OTHERWISE STATED IN THE PUBLISHED ASSEMBLY.
6. PANEL ORIENTATION SHALL BE AS SPECIFIED IN THE PUBLISHED DESIGN.
7. FIRE-RATINGS ARE FROM BOTH SIDES UNLESS OTHERWISE STATED.
8. FIRE-RATINGS ARE MAINTAINED WITH ONE OR MORE OF THE FOLLOWING MODIFICATIONS: INCREASE STUD DEPTH, INCREASE STUD MATERIAL THICKNESS, DECREASE STUD SPACING, DECREASE FASTENER SPACING, INCREASE INSULATION THICKNESS UP TO CAVITY DEPTH.
9. WHERE ACOUSTICAL PERFORMANCE IS PROVIDED IN AN ESTIMATED RANGE, THE VALUES ARE BASED ON LABORATORY TEST DATA OF SIMILARLY CONSTRUCTED ASSEMBLIES.
10. SOUND-RATINGS ARE MAINTAINED WITH ONE OR MORE OF THE FOLLOWING MODIFICATIONS: INCREASE STUD DEPTH, DECREASE STUD MATERIAL THICKNESS, INCREASE STUD SPACING, INCREASE FASTENER SPACING, INCREASE INSULATION THICKNESS UP TO CAVITY DEPTH. MODIFICATIONS MUST NOT EXCEED LIMITATIONS OF FIRE RATING.

W. Michael Stewart Architect
540 Grove Isle Cir. 103
Vero Beach, Florida 32962

RETAIL CENTER AT ROCK SPRINGS CENTER
SMYRNA , TENNESSEE

REV-1 05/30/2023
REV-2 10/01/2023
REV-3 10/24/2023
REV-4 11/14/2023

05/17/2023

A1.00