

EXECUTIVE SUMMARY



RETAIL PROPERTY FOR LEASE // PARKWAY PLAZA SHOPPING CENTER // 2001 NW EVANGELINE THROUGHWAY // LAFAYETTE, LA 70501



OFFERING SUMMARY

Available SF: ±1,250 – 32,609 SF

Base Lease Rate: \$10.00 - \$14.00 SF/yr

Lot Size: ±12.81 Acres

Building Size: ±125,394 Square Feet

PROPERTY OVERVIEW

Parkway Plaza is a shopping center located in Lafayette, Louisiana off of Evangeline Throughway. Tenants include Sears Outlet, It's Fashion, Citi Trends, Dollar Tree, Sally Beauty, Western Union, and more. Parkway Plaza is a recently renovated, stabilized shopping center.

The Property has prime frontage and two large pylon signs and a billboard on the highly-trafficked Highway 167 near Interstate 10.

The center is easily accessible via Highway 167 and is surrounded by 10 different hotels, several national retailers that include Walmart Supercenter, Home Depot, DD's Discount, Super1Foods, CVS Pharmacy and more.



RUBIN KREMLING, CPM, CCIM
713.805.8030
rkremling@tcprealty.com

AVAILABLE SPACES



RETAIL PROPERTY FOR LEASE // PARKWAY PLAZA SHOPPING CENTER // 2001 NW EVANGELINE THROUGHWAY // LAFAYETTE, LA 70501

LEASE TYPE | NNN TOTAL SPACE | 1,250 – 32,609 SF LEASE TERM | Negotiable LEASE RATE | \$10.00 - \$14.00 SF/yr



SUITE	TENANT	SIZE (SF)	LEASE TYPE	LEASE RATE
2008	Available	12,825 SF	NNN	\$11.00 SF/yr
2011	Available	1,600 SF	NNN	\$14.00 SF/yr
2025	Available	1,250 SF	NNN	\$14.00 SF/yr
20012	Available	32,609 SF	NNN	Negotiable
20016	Available	2,500 SF	NNN	\$10.00 SF/yr
PAD Site	Available	4,000 SF	Negotiable	Negotiable



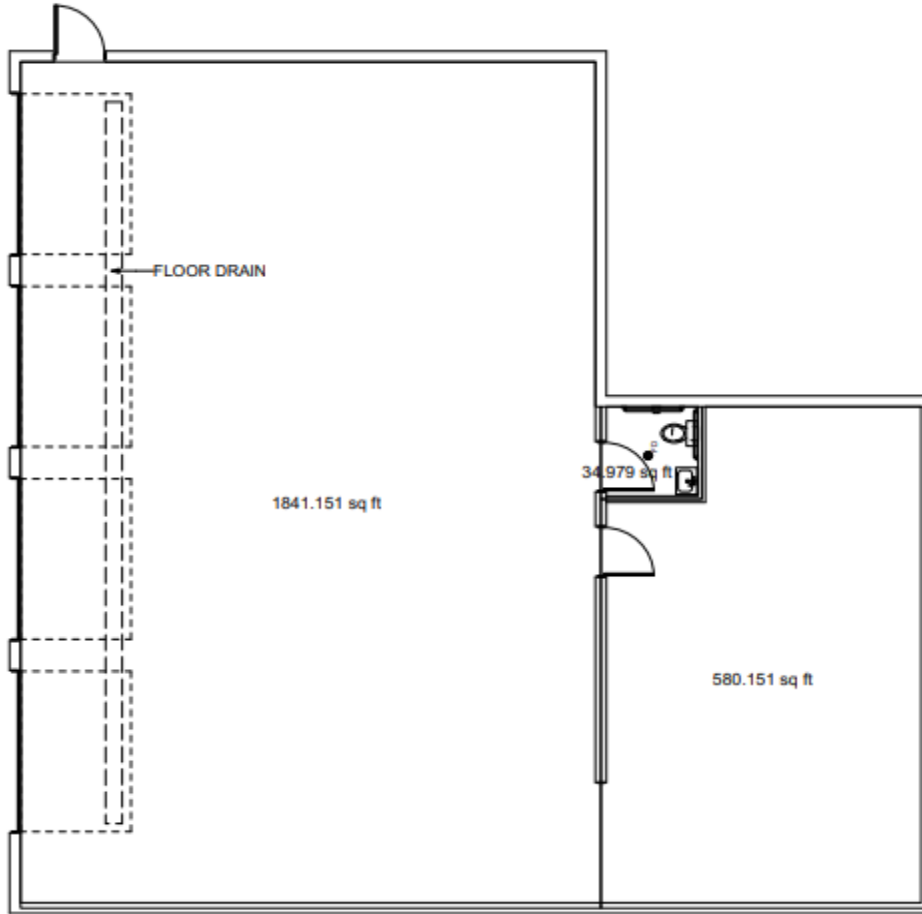
RUBIN KREMLING, CPM, CCIM

713.805.8030

rkremling@tcprealty.com

SPACE PLANS

RETAIL PROPERTY FOR LEASE // PARKWAY PLAZA SHOPPING CENTER // 2001 NW EVANGELINE THROUGHWAY // LAFAYETTE, LA 70501



PARKWAY PLAZA
2001 EVANGELINE THRUWAY, LAFAYETTE, LA
TOTAL CENTER: 136,707.06 SQ. FT.



KEY PLAN

SUITE - 2
SCALE: 1" = 10'
DATE: 1/11/2018

FRONT AREA	1,841.151 SQ.FT.
BACK AREA	615.13 SQ.FT.
TOTAL AREA	2,456.281 SQ.FT.

Vermilion Architects, LLC

101 Hamilton Place, Lafayette, LA 70501
phone: (337) 234-4166 fax: (337) 234-7411
Angelique@VermilionArchitects.com David@VermilionArchitects.com



RUBIN KREMLING, CPM, CCIM
713.805.8030
rkremling@tcprealty.com

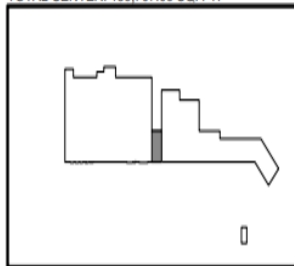
SPACE PLANS

RETAIL PROPERTY FOR LEASE // PARKWAY PLAZA SHOPPING CENTER // 2001 NW EVANGELINE THROUGHWAY // LAFAYETTE, LA 70501



PARKWAY PLAZA
2001 EVANGELINE THRUWAY, LAFAYETTE, LA
TOTAL CENTER: 136,707.06 SQ. FT.

SUITE - 10
SCALE: 1" = 20'
DATE: 1/11/2018



KEY PLAN

FRONT AREA 2,576.675 SQ.FT.
BACK AREA 512.501 SQ.FT.
TOTAL AREA 3,089.176 SQ.FT.

Vermilion Architects, LLC
101 Hamilton Place, Lafayette, LA 70501
phone: (337) 234-4166 fax: (337) 234-7411
Angelique@VermilionArchitects.com David@VermilionArchitects.com



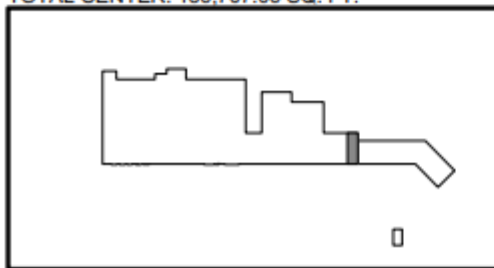
SPACE PLANS

RETAIL PROPERTY FOR LEASE // PARKWAY PLAZA SHOPPING CENTER // 2001 NW EVANGELINE THROUGHWAY // LAFAYETTE, LA 70501



PARKWAY PLAZA
2001 EVANGELINE THRUWAY, LAFAYETTE, LA
TOTAL CENTER: 136,707.06 SQ. FT.

SUITE - 15
SCALE: 1" = 20'
DATE: 1/11/2018



KEY PLAN

FRONT AREA	1,563.93 SQ.FT.
BACK AREA	372.052 SQ.FT.
TOTAL AREA	1,935.982 SQ.FT.

Vermilion Architects, LLC

101 Hamilton Place, Lafayette, LA 70501
phone: (337) 234-4166 fax: (337) 234-7411
Angellique@VermilionArchitects.com David@VermilionArchitects.com

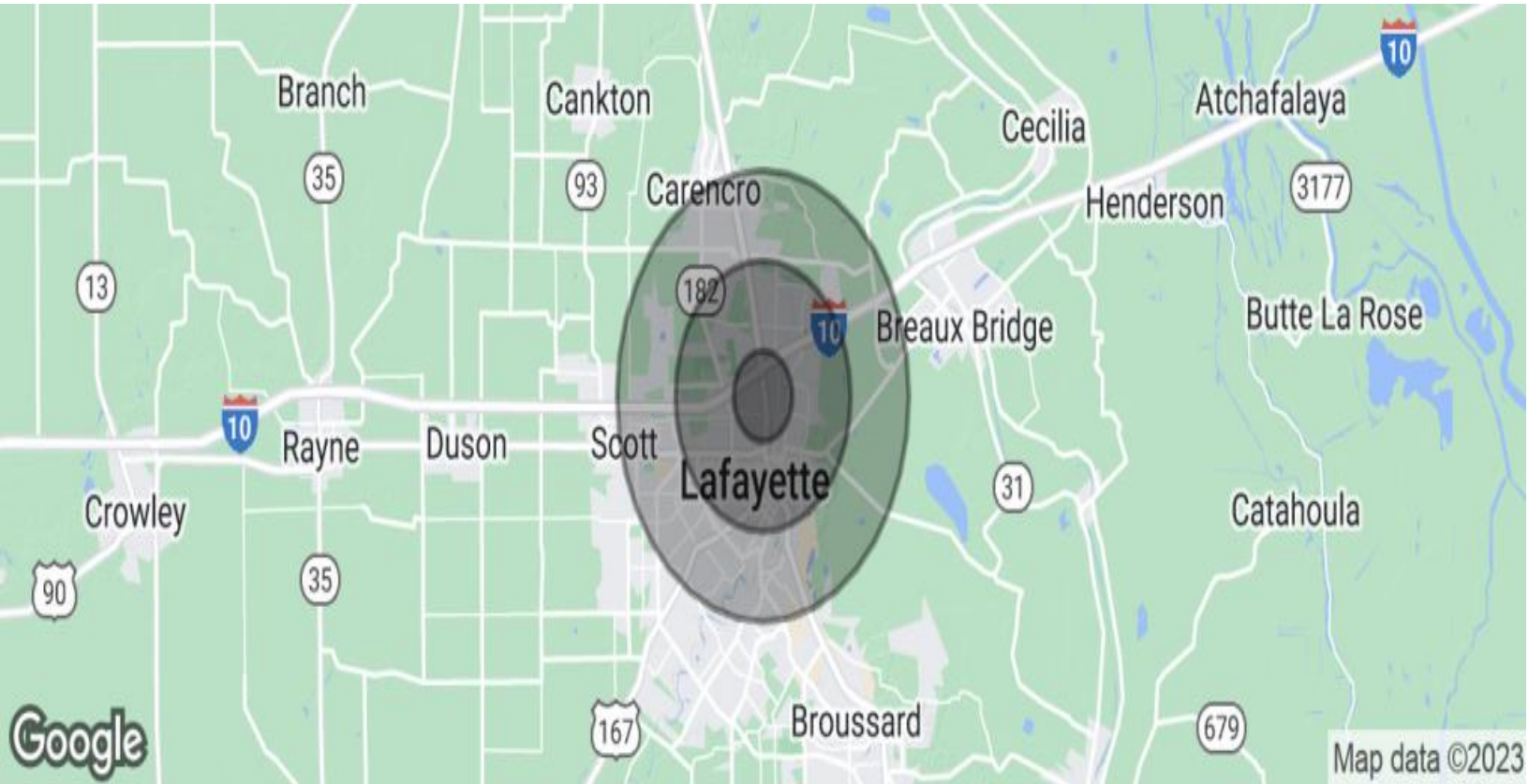


RUBIN KREMLING, CPM, CCIM
713.805.8030
rkremling@tcprealty.com

DEMOGRAPHICS MAP & REPORT



RETAIL PROPERTY FOR LEASE // PARKWAY PLAZA SHOPPING CENTER // 2001 NW EVANGELINE THROUGHWAY // LAFAYETTE, LA 70501



POPULATION

	1 MILE	3 MILES	5 MILES
Total Population	5,899	48,749	117,785
Median age	32.7	35.6	34.4
Median age (Female)	29.8	33.2	32.6
Median age (Male)	36.3	37.9	36.2

HOUSEHOLDS & INCOME

	1 MILE	3 MILES	5 MILES
Total households	2,346	19,483	47,748
# of persons per HH	2.5	2.5	2.5
Average HH income	\$45,544	\$52,567	\$60,121
Average house value	\$135,212	\$146,805	\$161,966

* Demographic data derived from 2020 ACS - US Census



RUBIN KREMLING, CPM, CCIM
713.805.8030
rkremling@tcprealty.com

PROPERTY PHOTOS

RETAIL PROPERTY FOR LEASE // PARKWAY PLAZA SHOPPING CENTER // 2001 NW EVANGELINE THROUGHWAY // LAFAYETTE, LA 70501



RUBIN KREMLING, CPM, CCIM
713.805.8030
rkremling@tcprealty.com