

DELIVERING Q3 2025

# CROSSROADS logistics park

## WEST SITE

SW QUADRANT OF E US HWY 92 & I-75  
EAST TAMPA SUBMARKET



375,000 SF CLASS A INDUSTRIAL PARK

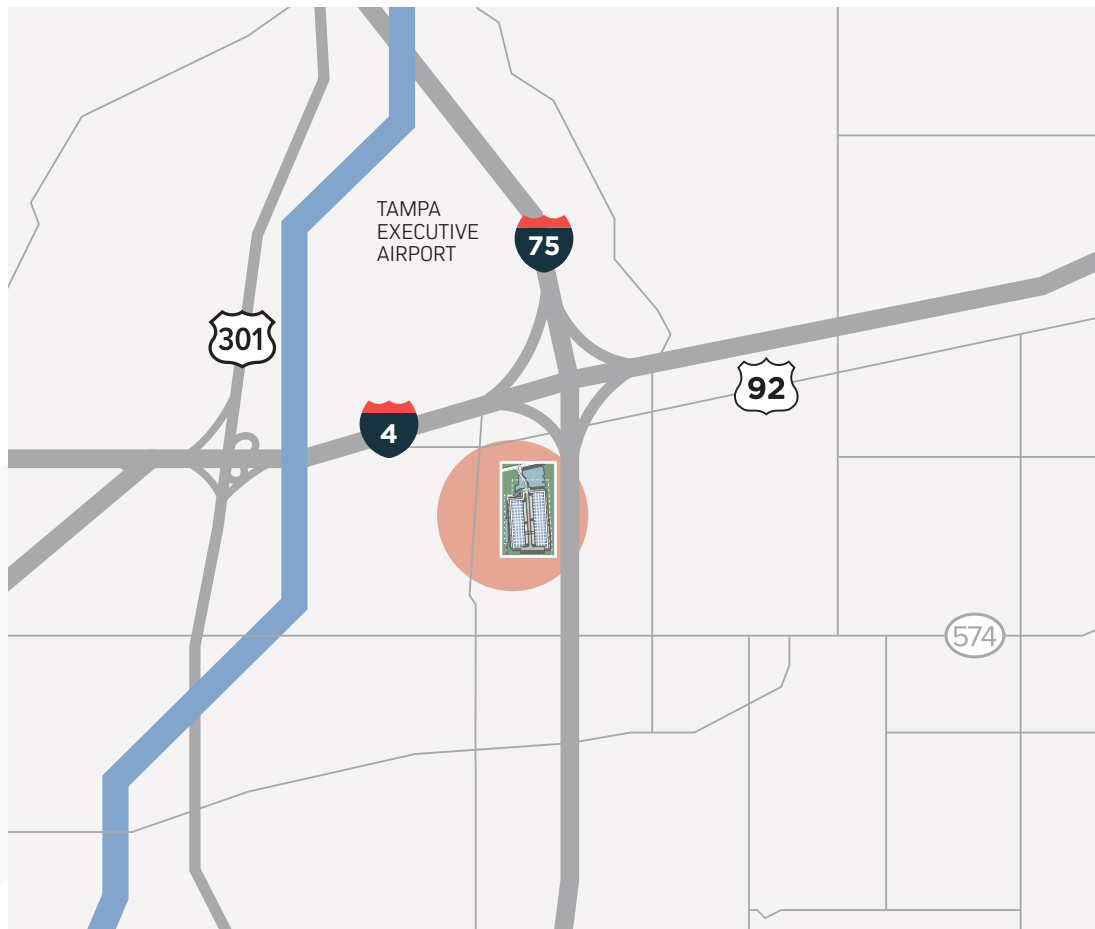


OVERVIEW

375,000 SF CLASS A INDUSTRIAL PARK

SPACE AVAILABLE BETWEEN 30,000 - 123,000 SF  
EXCELLENT I-75 VISIBILITY  
OFF-DOCK TRAILER PARKING AVAILABLE

# UNPARALLELED CONNECTIVITY AT THE INTERSECTION OF I-75 & I-4





INGRESS/EGRESS  
CROSSROADS WEST

CROSSROADS LOGISTICS PARK

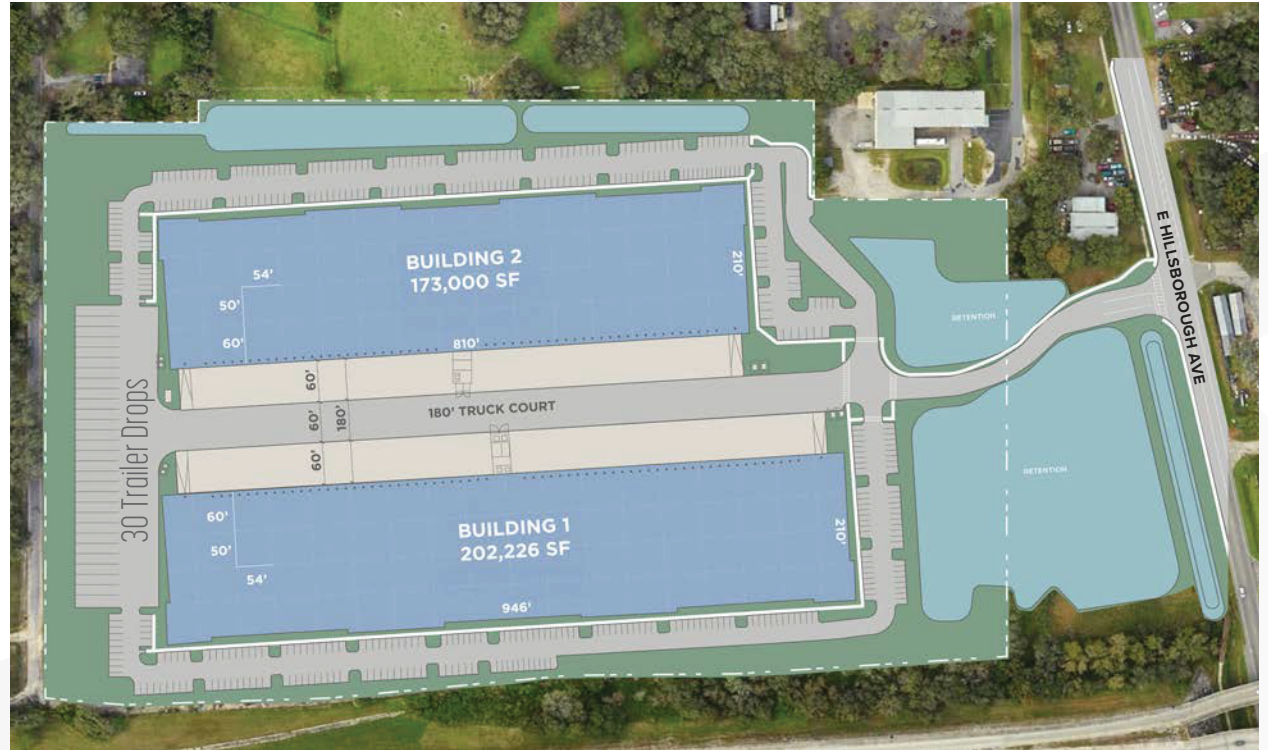
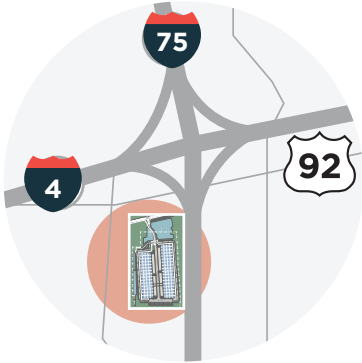




WEST SITE

±375,000

TOTAL SF AVAILABLE



	BUILDING 1	BUILDING 2
BUILDING TYPE:	Rear-Load	Rear-Load
BUILDING SIZE:	±202,226 Square Feet	± 173,000 Square Feet
DOCK DOORS:	58 (9' x 10') Dock Highs	50 (9' x 10') Dock Highs
DRIVE-IN DOORS:	2 (12' x 14') Ramped Drive-Ins	2 (12' x 14') Ramped Drive-Ins
CLEAR HEIGHT:	32' Minimum to Bar Joist	32' Minimum to Bar Joist
COLUMN SPACING:	54'W x 50'D w/ 60' Speed Bay	54'W x 50'D w/ 60' Speed Bay
CAR PARKING:	0.99/1,000 Parking Ratio	1.22/1,000 Parking Ratio
OFF-DOCK TRAILER DROPS:	30 for Entire Park, Allocation per Tenant Negotiable	30 for Entire Park, Allocation per Tenant Negotiable
TRUCK COURT:	180' Deep Shared Truck Court with 60' Concrete Apron	180' Deep Shared Truck Court with 60' Concrete Apron
SPRINKLER:	ESFR	ESFR
ELECTRICAL:	TECO	TECO





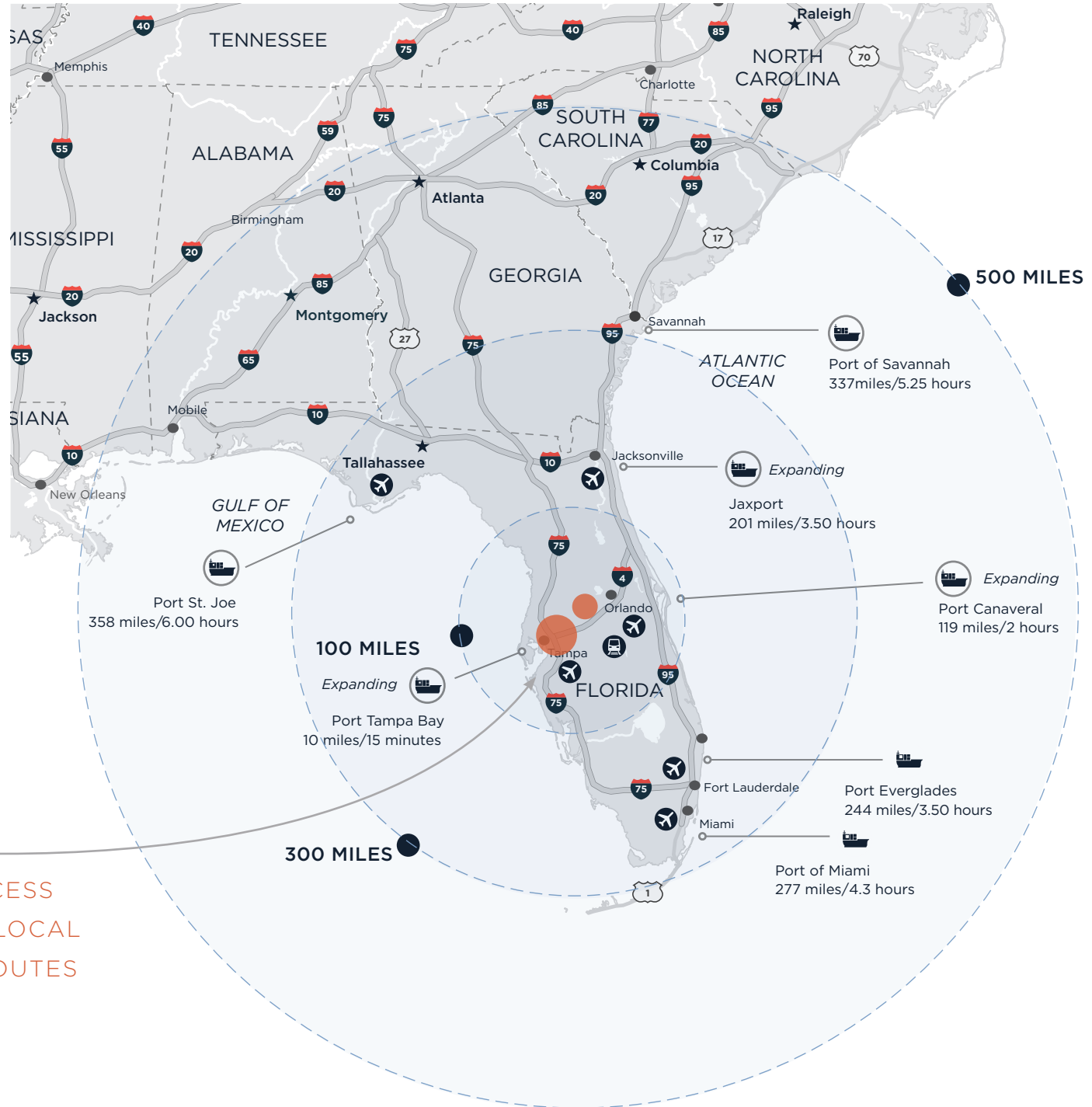
SW Quadrant of E US HWY 92 & I-75  
Tampa, FL 33610

TOTAL POPULATION	
5 MILES:	112,968
10 MILES:	427,189
15 MILES:	534,988



LOCATION

STRATEGICALLY  
LOCATED  
AT THE  
INTERSECTION OF  
I-75 & I-4



UNMATCHED ACCESS  
TO REGIONAL & LOCAL  
DISTRIBUTION ROUTES

# CROSSROADS

logistics park

## WEST SITE



DELIVERING  
Q3 2025



SW QUADRANT OF US HWY 92 & I-75  
TAMPA, FL 33610

FOR MORE INFORMATION, PLEASE CONTACT:

**JOHN JACKSON, CCIM, SIOR**  
EXECUTIVE DIRECTOR  
727 643 7316  
JOHN.JACKSON@CUSHWAKE.COM

**JT FAIRCLOTH**  
DIRECTOR  
813 833 3242  
JT.FAIRCLOTH@CUSHWAKE.COM

**CASEY PERRY**  
SENIOR ASSOCIATE  
813 233 6564  
CASEY.G.PERRY@CUSHWAKE.COM

