

DUNKIN' DONUTS

BARBERSHOP



Space Available
602.778.3747

RETAIL PROPERTY FOR LEASE

2322 E THOMAS RD

Phoenix, AZ 85016

JASON FESSINGER

602.368.1090

jfessinger@w-retail.com

KALEN RICKARD

602.931.4492

krickard@w-retail.com

JULIE GREEN

602.710.1786

jgreen@w-retail.com

WESTERN RETAIL ADVISORS

2555 E Camelback Rd, Suite 200

Phoenix, AZ 85016

602.778.3747 | w-retail.com

2322 E THOMAS

2322 E Thomas Rd Phoenix, AZ 85016



LOCATION DESCRIPTION

W NWC Thomas Rd & 24th St
2322 E Thomas

PROPERTY HIGHLIGHTS

- LAST VACANCY! 1,750 SF - FULLY BUILT OUT PIZZA SPACE
- Close proximity to Phoenix Children's Hospital
- Fantastic infill location in heavily trafficked area
- Unobstructed views to Thomas

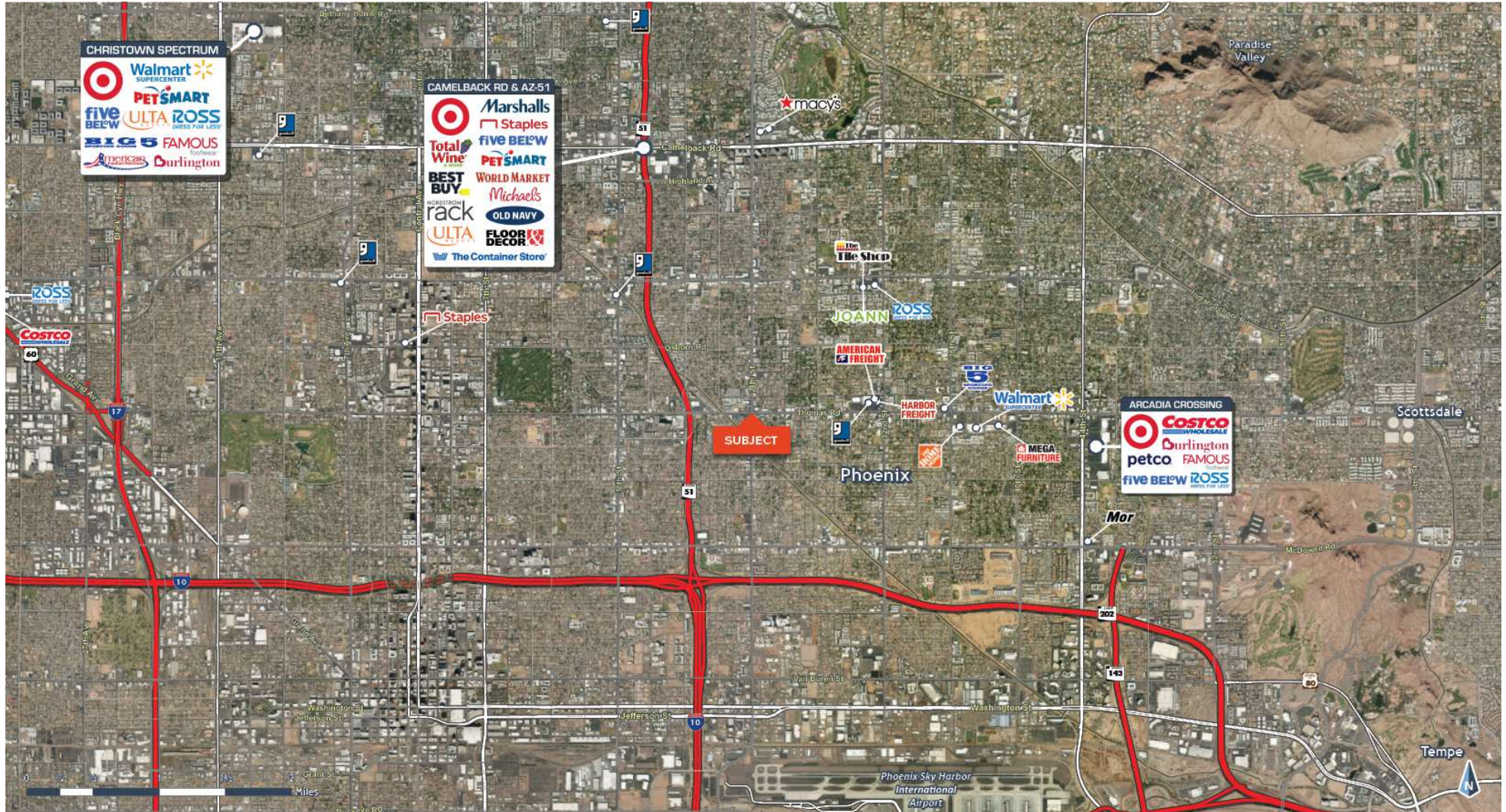
AREA CO-TENANTS



The information contained within this brochure has been obtained from sources other than Western Retail Advisors, LLC. Western Retail Advisors have not verified such information and make no guarantee, warranty, or representation about such information. It is your responsibility to independently confirm its accuracy and completeness. Any dimensions, specifications, floor plans, and information may not be accurate and should be verified by you prior to the lease or purchase of the property.

2322 E THOMAS

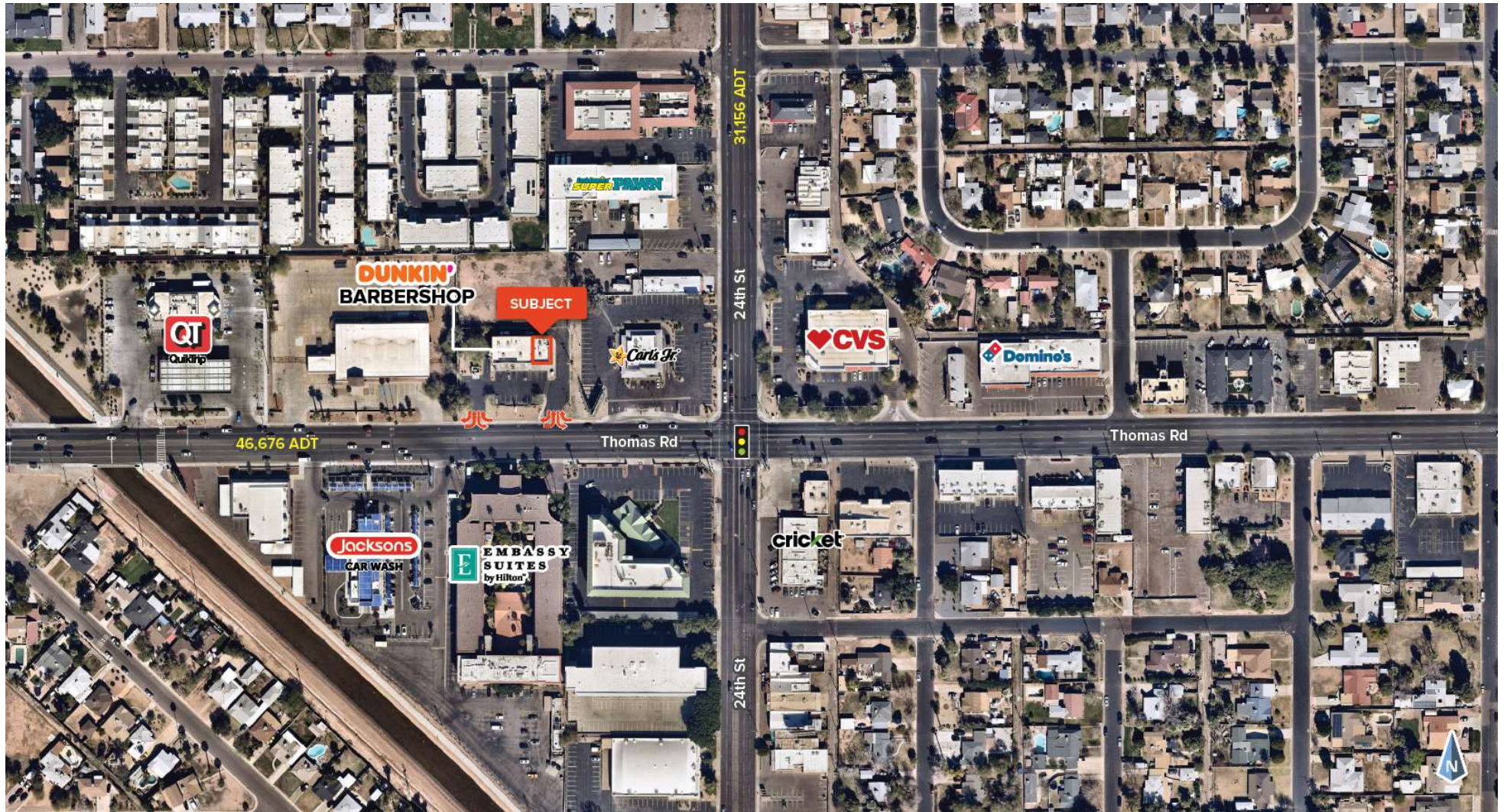
2322 E Thomas Rd Phoenix, AZ 85016



The information contained within this brochure has been obtained from sources other than Western Retail Advisors, LLC. Western Retail Advisors have not verified such information and make no guarantee, warranty, or representation about such information. It is your responsibility to independently confirm its accuracy and completeness. Any dimensions, specifications, floor plans, and information may not be accurate and should be verified by you prior to the lease or purchase of the property.

2322 E THOMAS

2322 E Thomas Rd Phoenix, AZ 85016



The information contained within this brochure has been obtained from sources other than Western Retail Advisors, LLC. Western Retail Advisors have not verified such information and make no guarantee, warranty, or representation about such information. It is your responsibility to independently confirm its accuracy and completeness. Any dimensions, specifications, floor plans, and information may not be accurate and should be verified by you prior to the lease or purchase of the property.

2322 E THOMAS

2322 E Thomas Rd Phoenix, AZ 85016



The information contained within this brochure has been obtained from sources other than Western Retail Advisors, LLC. Western Retail Advisors have not verified such information and make no guarantee, warranty, or representation about such information. It is your responsibility to independently confirm its accuracy and completeness. Any dimensions, specifications, floor plans, and information may not be accurate and should be verified by you prior to the lease or purchase of the property.

2322 E THOMAS







2322 E Thomas Rd Phoenix, AZ 85016



The information contained within this brochure has been obtained from sources other than Western Retail Advisors, LLC. Western Retail Advisors have not verified such information and make no guarantee, warranty, or representation about such information. It is your responsibility to independently confirm its accuracy and completeness. Any dimensions, specifications, floor plans, and information may not be accurate and should be verified by you prior to the lease or purchase of the property.

2322 E THOMAS

2322 E Thomas Rd Phoenix, AZ 85016

<div> POPULATION</div> <table><tr><th></th><th>1 MILE</th><th>3 MILES</th><th>5 MILES</th></tr><tr><td>Area Total</td><td>21,317</td><td>168,176</td><td>319,065</td></tr><tr><td>Median Age</td><td>34.4</td><td>34.6</td><td>35.7</td></tr></table>					1 MILE	3 MILES	5 MILES	Area Total	21,317	168,176	319,065	Median Age	34.4	34.6	35.7	<div><div></div>HOUSEHOLD INCOME</div> <table><tr><th></th><th>1 MILE</th><th>3 MILES</th><th>5 MILES</th></tr><tr><td>Median</td><td>\$61,931</td><td>\$71,995</td><td>\$71,854</td></tr><tr><td>Average</td><td>\$86,627</td><td>\$105,915</td><td>\$109,938</td></tr></table>					1 MILE	3 MILES	5 MILES	Median	\$61,931	\$71,995	\$71,854	Average	\$86,627	\$105,915	\$109,938	<div><div></div>DAYTIME WORKFORCE</div> <table><tr><th></th><th>1 MILE</th><th>3 MILES</th><th>5 MILES</th></tr><tr><td>Total Businesses</td><td>910</td><td>11,151</td><td>20,506</td></tr><tr><td>Employees</td><td>9,619</td><td>161,658</td><td>340,494</td></tr><tr><td>Daytime Population</td><td>22,000</td><td>268,623</td><td>556,302</td></tr></table>					1 MILE	3 MILES	5 MILES	Total Businesses	910	11,151	20,506	Employees	9,619	161,658	340,494	Daytime Population	22,000	268,623	556,302
	1 MILE	3 MILES	5 MILES																																																
Area Total	21,317	168,176	319,065																																																
Median Age	34.4	34.6	35.7																																																
	1 MILE	3 MILES	5 MILES																																																
Median	\$61,931	\$71,995	\$71,854																																																
Average	\$86,627	\$105,915	\$109,938																																																
	1 MILE	3 MILES	5 MILES																																																
Total Businesses	910	11,151	20,506																																																
Employees	9,619	161,658	340,494																																																
Daytime Population	22,000	268,623	556,302																																																
<div><div></div>EDUCATION</div> <table><tr><th></th><th>1 MILE</th><th>3 MILES</th><th>5 MILES</th></tr><tr><td>Percentage with Degrees</td><td>35.5%</td><td>47.7%</td><td>49.4%</td></tr></table>					1 MILE	3 MILES	5 MILES	Percentage with Degrees	35.5%	47.7%	49.4%	<div><div></div>EMPLOYMENT</div> <table><tr><th></th><th>1 MILE</th><th>3 MILES</th><th>5 MILES</th></tr><tr><td>White Collar Occupation</td><td>54.7%</td><td>62.7%</td><td>64.8%</td></tr><tr><td>Services</td><td>21.7%</td><td>20.0%</td><td>18.4%</td></tr><tr><td>Blue Collar</td><td>23.5%</td><td>17.3%</td><td>16.8%</td></tr></table>					1 MILE	3 MILES	5 MILES	White Collar Occupation	54.7%	62.7%	64.8%	Services	21.7%	20.0%	18.4%	Blue Collar	23.5%	17.3%	16.8%	<div><div></div>HOUSEHOLD STATISTICS</div> <table><tr><th></th><th>1 MILE</th><th>3 MILES</th><th>5 MILES</th></tr><tr><td>Households</td><td>7,911</td><td>76,292</td><td>142,809</td></tr><tr><td>Median Home Value</td><td>\$479,799</td><td>\$531,390</td><td>\$571,482</td></tr></table>					1 MILE	3 MILES	5 MILES	Households	7,911	76,292	142,809	Median Home Value	\$479,799	\$531,390	\$571,482				
	1 MILE	3 MILES	5 MILES																																																
Percentage with Degrees	35.5%	47.7%	49.4%																																																
	1 MILE	3 MILES	5 MILES																																																
White Collar Occupation	54.7%	62.7%	64.8%																																																
Services	21.7%	20.0%	18.4%																																																
Blue Collar	23.5%	17.3%	16.8%																																																
	1 MILE	3 MILES	5 MILES																																																
Households	7,911	76,292	142,809																																																
Median Home Value	\$479,799	\$531,390	\$571,482																																																

* 2024 Demographic data derived from ESRI

The information contained within this brochure has been obtained from sources other than Western Retail Advisors, LLC. Western Retail Advisors have not verified such information and make no guarantee, warranty, or representation about such information. It is your responsibility to independently confirm its accuracy and completeness. Any dimensions, specifications, floor plans, and information may not be accurate and should be verified by you prior to the lease or purchase of the property.