



BELLINGHAM RESTAURANT

FOR LEASE

1650 W BAKERVIEW RD | BELLINGHAM, WA 98226



LEAH HILL

leahhill@windermere.com

206-852-7634



Windermere
COMMERCIAL



1650 W BAKERVIEW RD BELLINGHAM, WA

Discover an exceptional opportunity to elevate your restaurant business in one of Bellingham, Washington's most dynamic locations. This standalone restaurant space, strategically positioned next to Bellingham International Airport, offers unparalleled visibility and accessibility to locals and travelers alike. With ample parking available, your guests will enjoy the convenience of easy access, making it a perfect venue for dining, private events, and celebrations of all kinds.



The expansive layout and vibrant location provide endless possibilities for creating a memorable dining experience in a city known for its charm and bustling community. Don't miss the chance to establish your restaurant at this incredible location that combines prime convenience with limitless potential.

LISTING DETAILS

Building Size	4,960 SF
Land Size	0.8 Acres / 34,848 SF
Asking Rate	\$24.00 Annual/SF
Montly Rate	\$9,506
NNN Lease Type	NNN
Expenses	\$5.49 (Tax & CAMs)
Lease Terms	Negotiable
Signage	On Building, Free Standing
Min Div/Max Contig	Not Present/4,960 SF
Annual Taxes	\$11,843 (2024)
Available Date	January 20, 2025
Date Listed	January 20, 2025
Parking Spaces	66
Zoning / Sub Type	Industrial / Restaurant
Parcel / Tax ID	44468
Listing ID	41782212



Cordata Park



Bellingham
Int'l Airport

1650 W Bakerview Rd



COSTCO
WHOLESALE


LA QUINTA
BY WYNDHAM


TownePlace
SUITES
Marriott


**Best
Western**

Fred Meyer


Hampton
by HILTON



HOME2
SUITES BY HILTON

Parcel
Aerial



Location Facts & Demographics



Demographics are determined by a 10 minute drive from 1650 W Bakerview Rd, Bellingham, WA 98226

CITY, STATE

Bellingham, WA

POPULATION

54,583

AVG. HH SIZE

2.29

MEDIAN HH INCOME

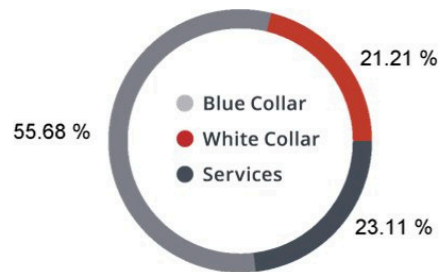
\$42,475

HOME OWNERSHIP

Renters: **13,626**

Owners: **10,169**

EMPLOYMENT



50.43 %
Employed

2.33 %
Unemployed

EDUCATION

High School Grad: **26.32 %**

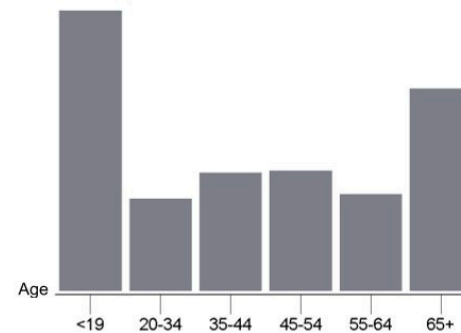
Some College: **24.99 %**

Associates: **9.00 %**

Bachelors: **26.80 %**

GENDER & AGE

48.74 %  **51.26 %** 



RACE & ETHNICITY

White: **65.93 %**

Asian: **5.29 %**

Native American: **1.11 %**

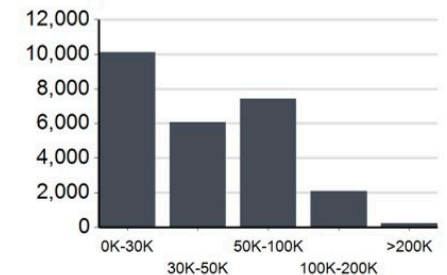
Pacific Islanders: **0.09 %**

African-American: **0.71 %**

Hispanic: **14.69 %**

Two or More Races: **12.18 %**

INCOME BY HOUSEHOLD



HH SPENDING

