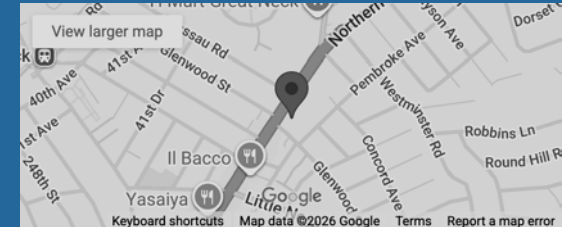




12 Northern Blvd, Great Neck, NY 11021



Highlights

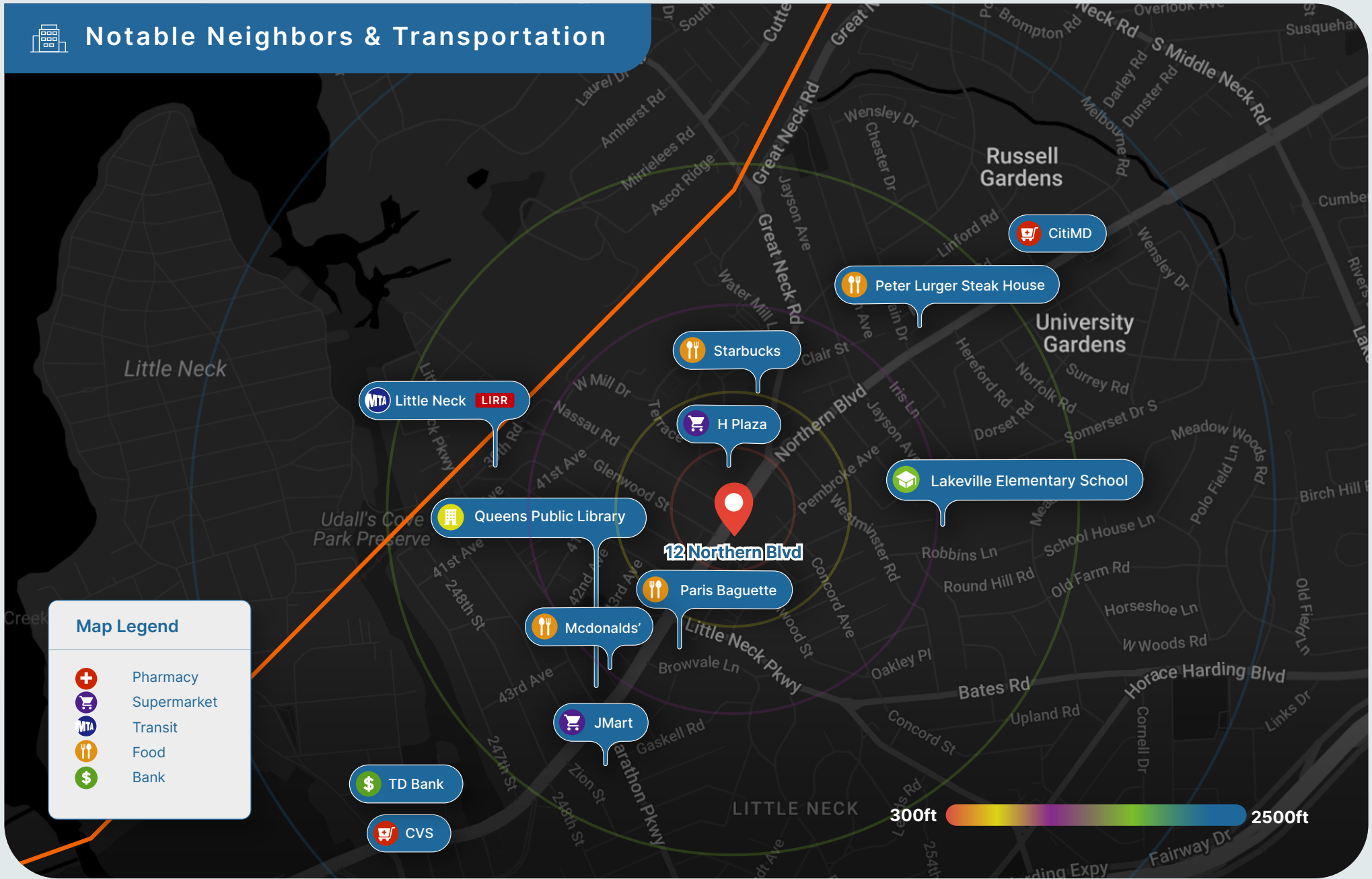
Prime 2,500 SF Retail Space in the heart of Great Neck with outstanding street presence and business-ready layout.

High-Exposure Location on Northern Blvd with heavy daily traffic and strong visibility to both pedestrian and vehicle flow.

Surrounded by Established Retailers creating built-in foot traffic and a consistent, diverse customer base ideal for new or expanding businesses.



Notable Neighbors & Transportation



Trade Area

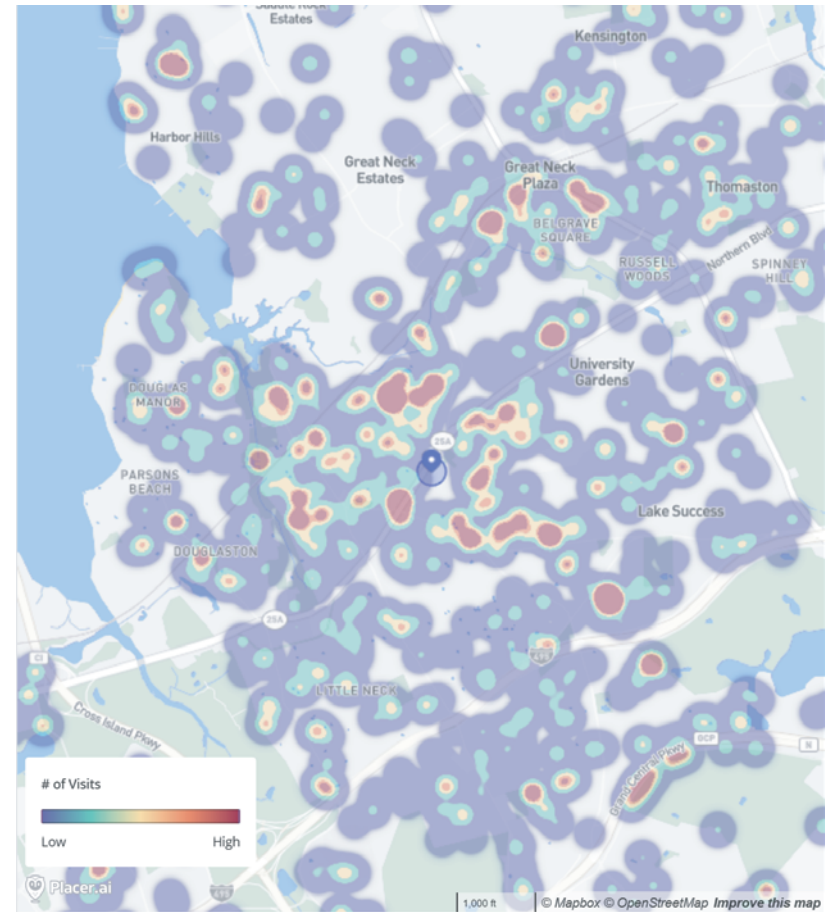
	30 % of Visits	50 % of Visits	70 % of Visits
Overview			
Population	80,838	424,056	1.1M
Households	33,351	169,356	433,991
Persons per Household	2.41 94	2.48 97	2.58 101
Household Median Income	\$113,342.83 142	\$98,621.07 124	\$99,214.36 115
Household Median Disposable Income	\$91,354.42 33	\$81,156.35 118	\$81,630.72 119
Household Median Discretionary Income	\$67,074.85 32	\$57,298.46 112	\$55,781.48 109
Average Income Per Person	\$63,700.5 148	\$56,050.86 130	\$56,249.88 130
Median Rent	\$2,266.53 161	\$2,130.51 151	\$2,109.69 150
Median House Value	\$946,858.44 249	\$916,212.87 241	\$987,785.73 260

Calculated using Weighted Centroid from Block Groups | DataSet: STI: Popstats

Benchmark: Nationwide

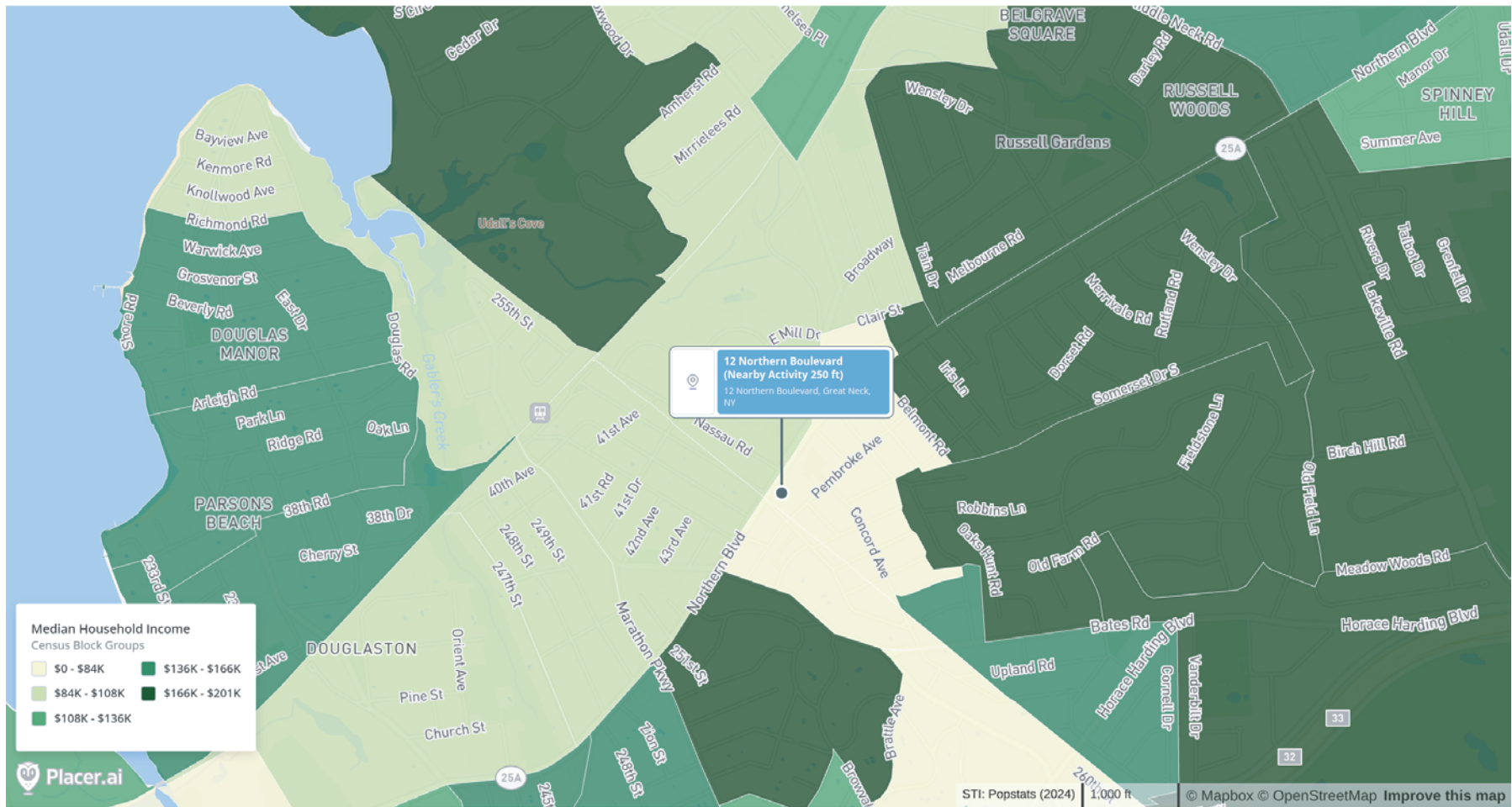
	30 % of Visits	50 % of Visits	70 % of Visits
Households in Poverty	2,874 (8.6%) 68	19,250 (11.4%) 90	51,739 (11.9%) 94
Household Median Wealth	\$102,306.36 125	\$86,752.53 107	\$81,419.65 100
Average Age	45.28 111	44.11 108	42.76 104
Median Age	46.34 115	43.67 109	42.04 105
Households with Children	7,527 (22.6%) 84	38,125 (22.5%) 84	98,415 (22.7%) 85
High School Graduate or Higher	55,974 (92.1%) 103	277,254 (86.7%) 97	722,571 (85.6%) 96
Bachelor's Degree or Higher	35,433 (58.3%) 166	153,156 (47.9%) 171	387,100 (45.9%) 111
Pop density (per sq mi)	12,807	18,109	20,403
Area (based on blockgroups)	6	23	56

Demographic Data



12 Northern Boulevard (Nearby Activity 250 ft) / 12 Northern Boulevard, Great Neck, New York 11021, United States | Based on Home Location, by Visits | Min. Visits: 1 | Feb 1st 2025 to Jan 31st 2026 | Home locations are obfuscated for privacy and randomly placed within a census block. They do not represent actual home addresses. Data provided by Placer Labs Inc. (www.placer.ai)

Median Household Income



1 Feb 2025 - 31 Jan 2026
Data provided by Placer Labs Inc. (www.placer.ai)





Space Information

Square Footage

2,500 SF

Space Type

Retail

Tax

Above the base year

Parking


Parking for 4 cars in the back

Utilities

- Electric: Direct
- Water: Direct
- Gas: Direct

Additional Space Information

Lower Level: Storage Cellar



12 Northern Blvd,
Great Neck, NY 11021

Michael Wang
Exclusive Agent

(917) 661-8061
Mobile

inquiry@origincre.ai
Email

