



**PINNACLE
REALTY**
OF NEW YORK, LLC

EXCLUSIVE LISTING

FOR LEASE



667 KENT AVENUE

BROOKLYN, NY 11249

Single-Story, 55,000 SF Industrial Building For Short Term Lease at the Brooklyn Navy Yard

Right Off the Flushing Avenue Exit of the BQE.
Prime Location with Excellent Access and
Immediate Availability. **Divisions Available.**

Type

Warehouse / Retail / Industrial



SQUARE FOOT

55,000_{RSF}



CLEAR HEIGHT

14' - 30'



LOADING

4 DRIVE-IN DOORS

1 EXTERIOR LOADING DOCK



ZONING

M1-2



PARCEL ID

2198

BLOCK



3, 15

LOTS

PRICE

Upon Request

718-784-8282 / PINNACLERENY.COM

All information is from sources deemed reliable and is submitted subject to errors, omission, changes of price or other conditions, prior sale, rent and withdrawal without notice.

Property Overview

Features

- 55,000 Sq. Ft.
- 14-30 Ft. Ceiling Height
- 4 Drive-In Doors
- 1 Exterior Loading Dock
- 380 x 145

Section 1

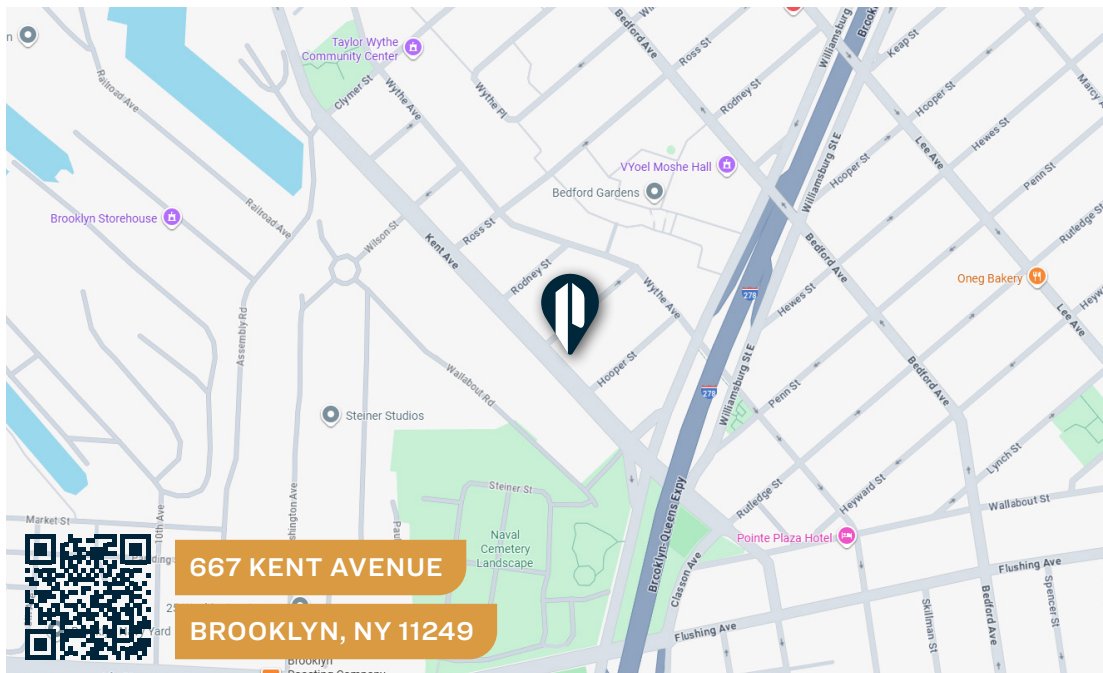
- 26,860 Sq. Ft.
- 145 x 153
- 2 Drive-In Doors
- 27 Ft. Ceiling Height
- 19 Ft. Clear
- Drive-In Door 12 x 16

Section 2

- 14,000 Sq. Ft.
- 101 x 144
- 27 Ft. Ceiling Height
- 13.5 Ft. Ceiling Clear
- Drive-In Door 10 x 11.7

Section 3

- 18,000 Sq. Ft.
- 30 Ft. Ceiling Height
- 16 Ft. Ceiling Clear
- Drive-In Door 10 x 13.7
- 1 Exterior Loading Dock



TRANSPORTATION

J M Z MARCY AVENUE



**BROOKLYN
QUEENS EXPY**
**WILLIAMSBURG
BRIDGE**





**B24, B46, B60,
Q54: MARCY
AVENUE**



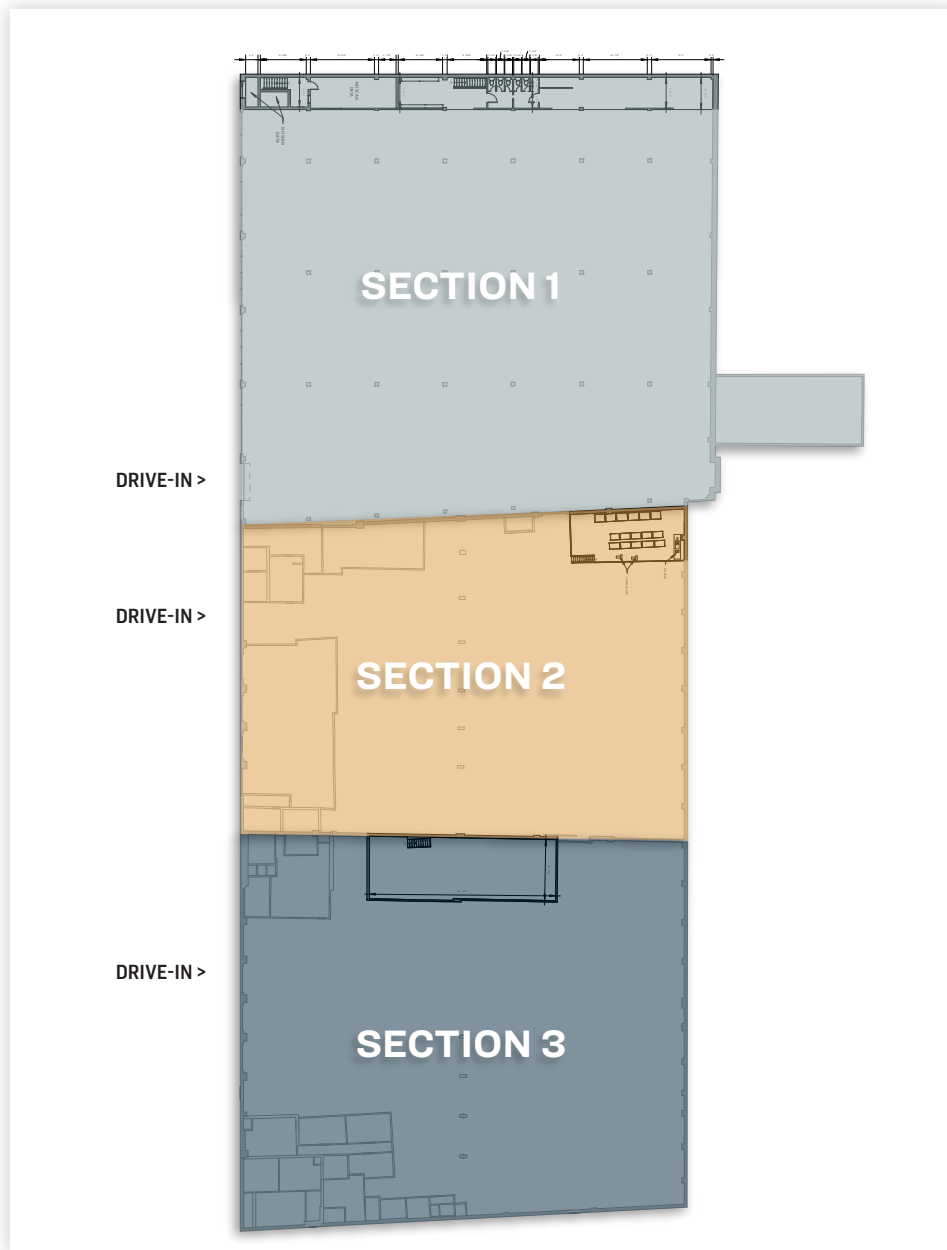
718-784-8282 / PINNACLERENY.COM

All information is from sources deemed reliable and is submitted subject to errors, omission, changes of price or other conditions, prior sale, rent and withdrawal without notice.

PICTURES



FLOOR PLAN



34-07 Steinway Street, Suite 202
Long Island City, NY 11101
718-784-8282
pinnaclereny.com

FOR MORE INFORMATION ABOUT THIS
PROPERTY CONTACT EXCLUSIVE AGENTS:



LEVI JUNIK
Salesperson
ljunik@pinnaclereny.com
718-371-6401



DAVID JUNIK
Partner
djunik@pinnaclereny.com
718-371-6406