



S.L. NUSBAUM
REALTY CO.

FOR LEASE

SMITHFIELD SQUARE SHOPPING CENTER



1911-1941 SOUTH CHURCH STREET
SMITHFIELD, VA 23430

BRODY TUCKER
ASSOCIATE
O. 757.640.2235
BTUCKER@SLNUSBAUM.COM

CHRIS HUCKE
SENIOR VICE PRESIDENT
O. 757.640.2205
CHUCKE@SLNUSBAUM.COM

PROUD PARTNER
XTEAM
RETAIL ADVISORS



S.L. NUSBAUM
REALTY CO.

PROPERTY SUMMARY

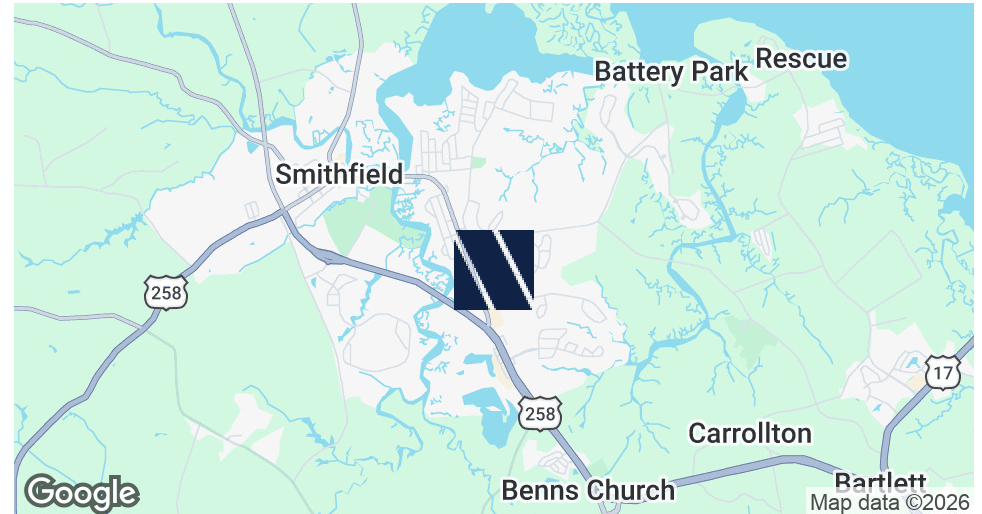
1911-1941 SOUTH CHURCH STREET
SMITHFIELD, VA 23430



PROPERTY DESCRIPTION

Center is anchored by Food Lion. Area retailers include: Domino's, McDonald's, Hardee's, VA ABC Store, and CVS Pharmacy.

SPACES	LEASE RATE		SPACE SIZE
Unit 6	Contact Agent		1,120 SF
Outparcel 5	Contact Agent		20,618 SF
DEMOGRAPHICS	1 MILE	3 MILES	5 MILES
Total Households	1,233	4,705	8,249
Total Population	3,299	12,182	21,146
Average HH Income	\$104,472	\$96,075	\$94,272



BRODY TUCKER
ASSOCIATE
O. 757.640.2235
BTUCKER@SLNUSBAUM.COM

CHRIS HUCKE
SENIOR VICE PRESIDENT
O. 757.640.2205
CHUCKE@SLNUSBAUM.COM





S.L. NUSBAUM
REALTY CO.

SITE PLAN

1911-1941 SOUTH CHURCH STREET
SMITHFIELD, VA 23430



LEGEND

- Available
- Unavailable

BRODY TUCKER
ASSOCIATE
O. 757.640.2235
BTUCKER@SLNUSBAUM.COM

CHRIS HUCKE
SENIOR VICE PRESIDENT
O. 757.640.2205
CHUCKE@SLNUSBAUM.COM

PROUD PARTNER
XTEAM
RETAIL ADVISORS



S.L. NUSBAUM
REALTY CO.

VACANCY OVERVIEW

1911-1941 SOUTH CHURCH STREET
SMITHFIELD, VA 23430

LEASE INFORMATION

Lease Type:	NNN	Lease Term:	Negotiable
Total Space:	1,120 - 20,618 SF	Lease Rate:	Contact Agent

AVAILABLE SPACES

SUITE	TENANT	SIZE	TYPE
■ Unit 6	Available	1,120 SF	NNN
■ Outparcel 5	Available	20,618 SF	

BRODY TUCKER

ASSOCIATE

O. 757.640.2235

BTUCKER@SLNUSBAUM.COM

CHRIS HUCKE

SENIOR VICE PRESIDENT

O. 757.640.2205

CHUCKE@SLNUSBAUM.COM

PROUD PARTNER

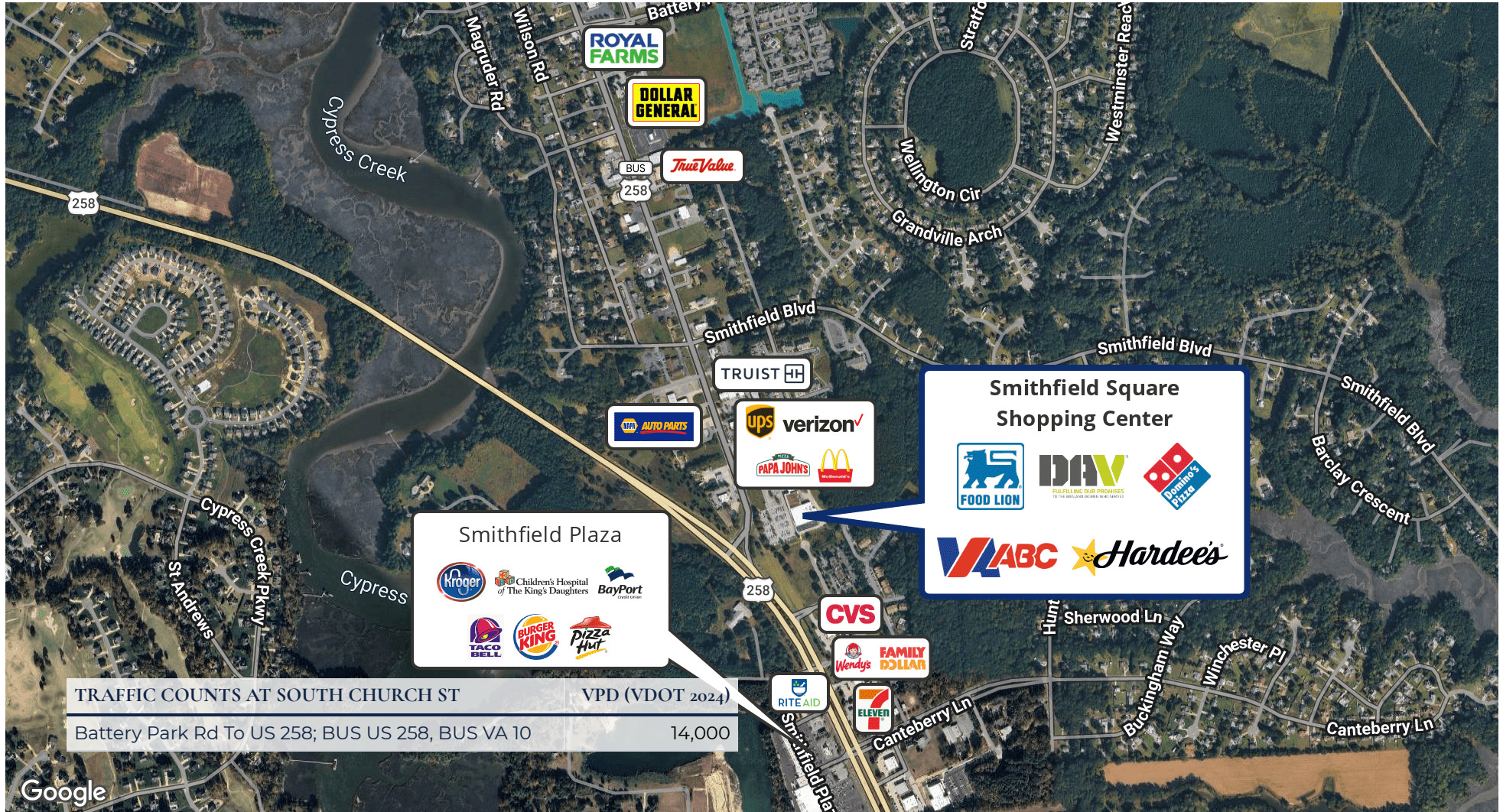




S.L. NUSBAUM
REALTY CO.

AREA RETAIL

1911-1941 SOUTH CHURCH STREET
SMITHFIELD, VA 23430



BRODY TUCKER
ASSOCIATE
O. 757.640.2235
BTUCKER@SLNUSBAUM.COM

CHRIS HUCKE
SENIOR VICE PRESIDENT
O. 757.640.2205
CHUCKE@SLNUSBAUM.COM

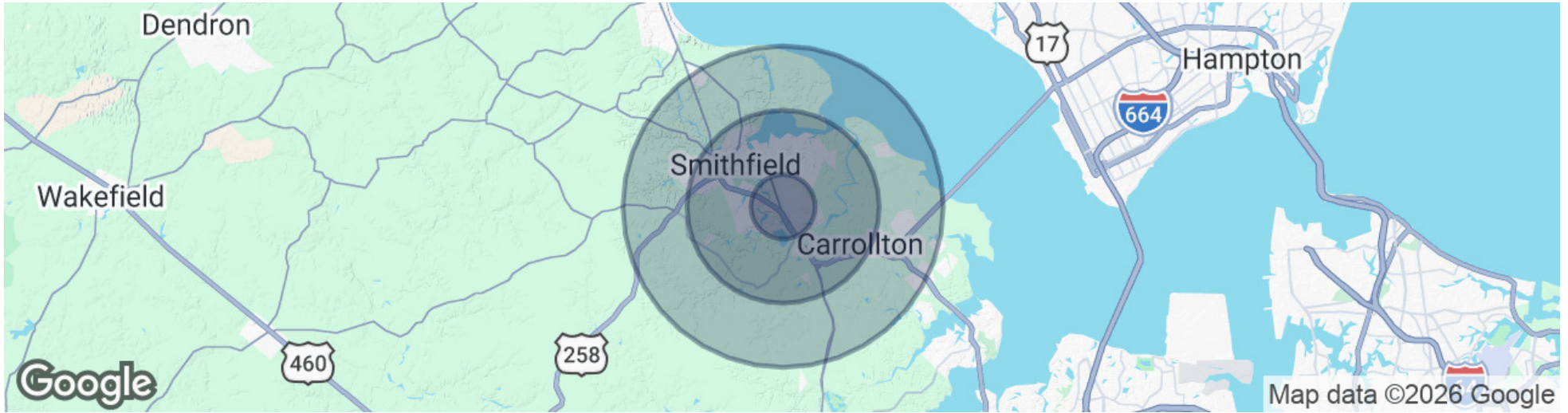




S.L. NUSBAUM
REALTY CO.

DEMOGRAPHICS MAP & REPORT

1911-1941 SOUTH CHURCH STREET
SMITHFIELD, VA 23430



POPULATION	1 MILE	3 MILES	5 MILES
Total Population	3,299	12,182	21,146
Average Age	40.9	41.6	41.7
HOUSEHOLDS & INCOME	1 MILE	3 MILES	5 MILES
Total Households	1,233	4,705	8,249
# Of Persons Per HH	2.7	2.6	2.5
Average HH Income	\$104,472	\$96,075	\$94,272
Average House Value	\$314,773	\$311,499	\$300,303

* Demographics derived from 2020 CoStar data

BRODY TUCKER
ASSOCIATE
O. 757.640.2235
BTUCKER@SLNUSBAUM.COM


CHRIS HUCKE
SENIOR VICE PRESIDENT
O. 757.640.2205
CHUCKE@SLNUSBAUM.COM



CONTACT US



S.L. NUSBAUM
REALTY CO.



BRODY TUCKER
ASSOCIATE
O. 757.640.2235
BTUCKER@SLNUSBAUM.COM



CHRIS HUCKE
SENIOR VICE PRESIDENT
O. 757.640.2205
CHUCKE@SLNUSBAUM.COM

S.L. NUSBAUM REALTY CO.
440 MONTICELLO AVENUE, SUITE 1700, NORFOLK, VA 23510
757.627.8611
SLNUSBAUM.COM



PROUD PARTNER
XTEAM
RETAIL ADVISORS

DISCLAIMER:
No warranty or representation, expressed or implied, is made to the accuracy or completeness of the information contained herein, and same is submitted subject to errors, omissions, change of price, rental or other conditions, withdrawal without notice, and to any special listing conditions imposed by the property owner(s). As applicable, we make no representation as to the condition of the property (or properties) in question or the property's (or properties') compliance with applicable laws, regulations, and codes.