

HAMILTON LANDING

NOVATO | CALIFORNIA

CREATE SPACE | NOURISH IDEAS | PILOT THE FUTURE

UP TO ±125,000SF AVAILABLE



NEWMARK

KENNEDY WILSON

HADEN ONGARO
EXECUTIVE MANAGING DIRECTOR,
MARKET LEADER
haden.ongaro@nmrk.com
415.526.7649
CA DRE #00916960

TOM POSER
SENIOR MANAGING DIRECTOR
tom.poser@nmrk.com
415.526.7651
CA DRE #01475459

A LEGACY ASSET BUILT ON HISTORY AND FREEDOM

Hamilton Air Force Base was built in the 1930's and named after Marin fighting ace Lloyd Andrew Hamilton. Spanish-style construction and abundance of clear days perfect for flying.



THE FUTURE OF WORK

When home is chaotic and the city is dense, Hamilton Landing presents itself as a unique opportunity that provides space and freedom unlike ever imagined.

Soaring ceiling heights and sun drenched suites inspire, energize and motivate its occupants to build the future and maintain health, wellness and happiness.





PRIZED WORK ENVIRONMENT

Soaring ceilings, dramatic views, and access to unmatched nearby amenities. New outdoor tenant amenity space "The Landing" for meetings, team events, or a walk on the Hamilton Wetlands which is adjacent to Hamilton Landing.



FLEXIBILITY

Approximately 411,128 SF project size allows business to grow in place with available spaces from $\pm 1,393$ - $\pm 125,000$ RSF with an ample parking ratio of $\pm 4.00/1000$ SF. Modular underfloor systems allowing easy relocation of HVAC, and electrical and data systems. Spaces can more easily and cost effectively improved.



EXCELLENT LOCATION

At the intersection of US 101 and Hwy 37, Hamilton is conveniently accessed from all directions.



GREEN FEATURES

Electric vehicle charging stations, award-winning HVAC systems, low emission and high performance finishes and materials.




PRIDE OF OCCUPANCY

Unique adaptive reuse of airforce hangars featuring massive glass curtain walls, impressive steel truss system, and extra deep window wells.



CONNECTED

Located a few minutes walk from the Hamilton SMART station connecting employees to Sonoma County in the north and the Larkspur Ferry Terminal in the south. Comcast and AT&T virtually connect tenants to the world over fiber.



THE LANDING



TENANT AMENITY SPACE - RECENTLY FINISHED!

NEWMARK

KENNEDY WILSON

HAMILTON LANDING



OUTDOOR DINING



MEETING AREA



DOG RUN



BOCCE BALL

RECHARGE - REINVIGORATE - REJOICE

SPACE AVAILABLE FROM ±1,393 - ±125,000 RSF

HANGAR 4

Suite 100 ±21,957 RSF

HANGAR 4

Suite 200 ±11,285 RSF

Suite 210 ±9,191 RSF

Suite 250 ±2,750 RSF

SUITES 200, 210 & 250 CAN BE
COMBINED TO ±23,226 RSF

HANGAR 6

Suite 155 ±3,641 RSF

Suite 170 ±1,976 RSF

Suite 175 ±3,525 RSF

Suite 190 ±1,494 RSF

Suite 100 ±19,261 RSF

Suite 220 ±7,978 RSF

Suite 230 ±1,965 RSF

Suite 235 ±1,393 RSF

Suite 240 ±5,995 RSF

SUITES 220, 230, 235 & 240 CAN BE
COMBINED TO ±17,331 RSF

Suite 100 ±28,805 RSF

Suite 210 ±13,461 RSF

SUITES 100 & 210 CAN BE
COMBINED TO ±42,266 RSF



Ground Floor ±33,664 RSF

HANGAR 3

HANGAR 7

HANGAR 10

ENGAGING INTERIORS




MODERN - FUN - INSPIRING

NEWMARK

KENNEDY WILSON

HAMILTON LANDING

FEATURING HANGAR 3



SPEC SUITE 240 ±5,995 RSF

NEWMARK

KENNEDY WILSON

HAMILTON LANDING

DIVERSIFIED LABOR POOL. EXECUTIVE HOUSING. HUB-LIKE POTENTIAL.

**MARIN COUNTY'S DIVERSIFIED WORKFORCE
GREW BY 20% OVER THE LAST FIVE YEARS.**

Less than 5 minutes from Highway 101 and just 10 minutes from Novato Hamilton SMART Station, Hamilton Landing gives access to migrating talent from San Francisco, South Bay and East Bay. Ample on-site dedicated parking, Tesla and EV charging stations, makes it convenient for the local and the commuter to pop in and out of the office.

New construction executive housing and Hamilton Marketplace are convenient for location-based employees. A hub-like model with recreational amenities and potential for on-site activation brings all of your everyday needs to one location.



STEPS FROM ADVENTURE AND THE OUTDOORS

Moving away from the confines of home and the traditional office landscape, Hamilton Landing has front row seats to the Hamilton Wetlands and trails for nature watching, gatherings, hiking and biking.



IDEAL LOCATION

NEWMARK

KENNEDY WILSON

HAMILTON LANDING

AMENITIES



NEWMARK

KENNEDY WILSON

HAMILTON LANDING



SMART TRAIN

COMMUTE TIME TO HAMILTON FIELD

Trains run every 30 minutes
during peak commute hours

San Rafael to Novato estimated
8-10 minutes

Petaluma to Novato estimated
8-10 minutes

Santa Rosa to Novato estimated
25-30 minutes

HAMILTON LANDING

ESTIMATED PROXIMITY TO

Oakland
30 miles

San Francisco (Golden Gate Bridge)
19 miles

Petaluma
16 miles

Santa Rafael
8 miles

SMART TRAIN = 
SMART TRAIN STATIONS = 

HAMILTON LANDING

NOVATO | CALIFORNIA

CREATE SPACE | NOURISH IDEAS | PILOT THE FUTURE



VISIT THE WEBSITE



WATCH THE VIDEO

The distributor of this communication is performing acts for which a real estate license is required. The information contained herein has been obtained from sources deemed reliable but has not been verified and no guarantee, warranty or representation, either express or implied, is made with respect to such information. Terms of sale or lease and availability are subject to change or withdrawal without notice. Last edited 2025 04 24 11:38 AM

NEWMARK

KENNEDY WILSON

HADEN ONGARO

EXECUTIVE MANAGING DIRECTOR,

MARKET LEADER

haden.ongaro@nmrk.com

415.526.7649

CA DRE #00916960

TOM POSER

SENIOR MANAGING DIRECTOR

tom.poser@nmrk.com

415.526.7651

CA DRE #01475459