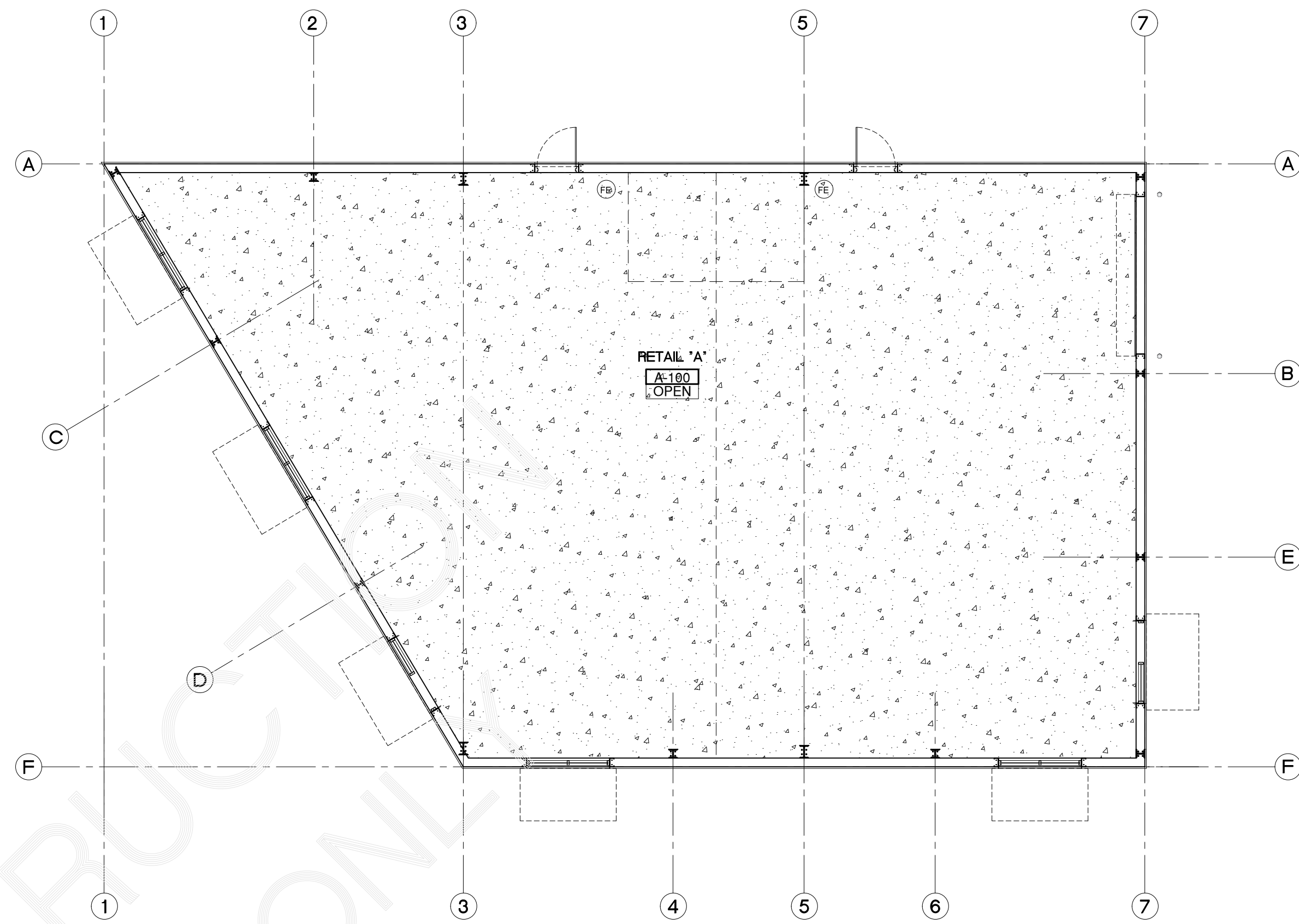
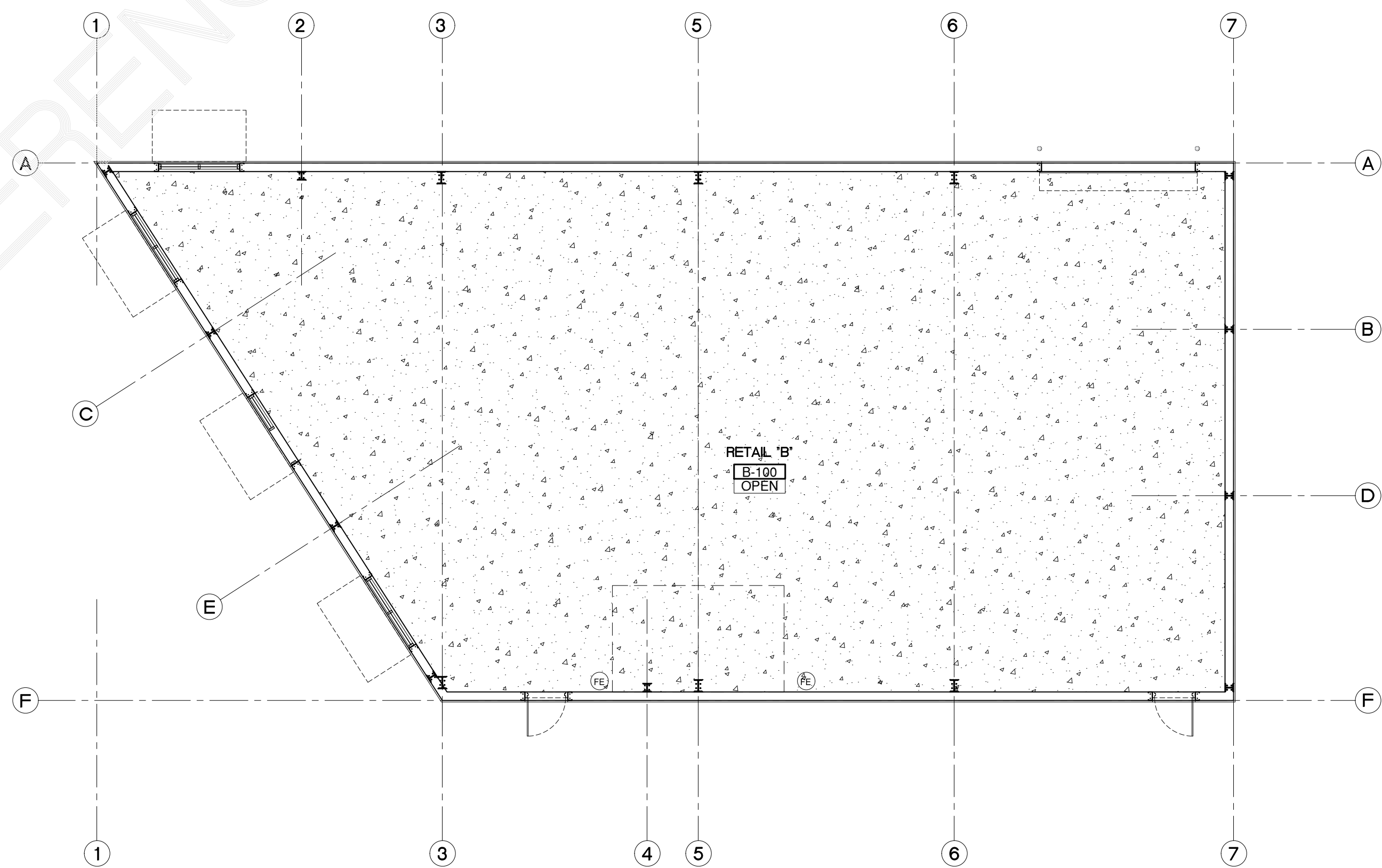


FINISH PLAN - BUILDING "J" 03  
SCALE: 1/8"=1'-0"



FINISH PLAN - BUILDING "A" 02  
SCALE: 1/8"=1'-0"



FINISH PLAN - BUILDING "B" 01  
SCALE: 1/8"=1'-0"

#### GENERAL NOTES

- REVIEW DOCUMENTS, VERIFY DIMENSIONS AND FIELD CONDITIONS, AND CONFIRM THAT WORK IS BUILDABLE AS SHOWN. REPORT ANY CONFLICTS OR OMISSIONS TO THE ARCHITECT FOR CLARIFICATION PRIOR TO PERFORMING ANY WORK IN QUESTION.
- CONTRACTOR SHALL CONFIRM THE DELIVERY LEAD TIMES OF ALL FINISHES. THE CONTRACTOR SHALL NOTIFY THE DESIGNER OF ANY EXCESSIVE LEAD TIMES TO ALLOW FOR RE-SPECIFICATION IF NECESSARY.
- ALL INTERSECTIONS OF FLOOR FINISH MATERIALS IN AREA OF WORK, SHALL BE LOCATED DIRECTLY UNDER CENTER OF DOOR, WHERE OCCURS, U.N.O.
- MATERIALS AND WORKMANSHIP ARE TO CONFORM WITH THE REQUIREMENTS AS SPECIFIED IN THE CONSTRUCTION DOCUMENTS & SPECIFICATIONS. ALL MANUFACTURED ITEMS ARE TO BE INSTALLED IN STRICT ACCORDANCE WITH THE MANUFACTURER'S INSTRUCTIONS, EXCEPT WHEN DOCUMENTS SPECIFY A MORE STRINGENT INSTALLATION.
- MATERIALS THAT DO NOT INCLUDE SPECIAL INSTALLATION INSTRUCTIONS & ARE NOT DETAILED ON DRAWINGS OR CALLED OUT IN THE SPECIFICATIONS ARE TO BE INSTALLED USING THE APPROPRIATE INDUSTRY STANDARD FOR THE INTENDED RESULT OF THE MATERIAL. NOTIFY THE DESIGNER IN WRITING OF THE PROCESS TO BE USED BEFORE PROCEEDING WITH THE WORK.
- CONTRACTOR SHALL SUBMIT ALL MATERIAL SAFETY DATA SHEETS TO OWNER UPON COMPLETION OF CONSTRUCTION.
- PREP FLOOR AS NECESSARY THROUGHOUT 'AREA OF WORK' FOR NEW SPECIFIED FLOORING.
- REPAIR AND PREPARE ALL NEW AND EXISTING DRYWALL SURFACES AS REQUIRED THROUGHOUT FOR APPLICATION OF NEW SPECIFIED FINISHES.
- ENSURE THAT SURFACES TO RECEIVE FINISHES ARE CLEAN, TRUE, AND FREE OF IRREGULARITIES. DO NOT PROCEED WITH WORK UNTIL UNSATISFACTORY CONDITIONS HAVE BEEN CORRECTED.

#### FINISH SCHEDULE

No.	ROOM NAME	FLOOR	BASE	CEILING	WALL	HT	REMARKS
100	WAREHOUSE (TYP)	REINFORCED CONCRETE FLOOR SLAB, RE: STRUCTURAL DWGS.	12"x12" COMMERCIAL TILE	6" RUBBER WALL BASE OR SIMILAR	DRYWALL CEILING SYSTEM	OPEN TO EXP. STRUCTURE PAINTED	PAIN. COLOR AND / OR MANUFACTURERS' SELECT BY OWNER
101	OFFICE (TYP)	12"x12" COMMERCIAL TILE	6" RUBBER WALL BASE OR SIMILAR	DRYWALL CEILING SYSTEM-EGGSHELL FINISH	OPEN TO EXP. STRUCTURE PAINTED	PAIN. COLOR AND / OR MANUFACTURERS' SELECT BY OWNER	OPEN
102	RESTROOM (TYP)	12"x12" COMMERCIAL QUARRY TILES	6" RUBBER WALL BASE OR SIMILAR	DRYWALL CEILING SYSTEM-EGGSHELL FINISH	OPEN TO EXP. STRUCTURE PAINTED	PAIN. COLOR AND / OR MANUFACTURERS' SELECT BY OWNER	OPEN

#### LEGEND

	REINFORCED CONCRETE FLOOR SLAB, RE: STRUCTURAL DWGS.
	12"x12" COMMERCIAL TILE
	12"x12" COMMERCIAL QUARRY TILES

DOOR NOTE:  
PROVIDE A READILY VISIBLE DURABLE SIGN IS POSTED ON THE EGRESS SIDE ON OR ADJACENT TO THE DOOR STATING: "THIS DOOR TO REMAIN UNLOCKED WHEN BUILDING IS OCCUPIED" THE SIGN SHALL BE IN LETTERS 1" HIGH ON A CONTRASTING BACKGROUND.

INTERIOR FINISH REQUIREMENTS BY OCCUPANCY.

NELO'S DESIGN STUDIO LLC is a professional building design firm. It is not an engineering firm and we are not qualified to nor licensed to design structural framing or foundations. A licensed professional engineer should consult regarding the framing and foundation. Should an engineer's seal be present on these drawings, the "engineer of record" shall bear the responsibility for the structural design. NELO'S DESIGN STUDIO LLC will be held responsible for the structural design in any way/or any problem which may arise.

These plans should be reviewed by a licensed builder/engineer prior to construction. NELO'S DESIGN STUDIO LLC DOES NOT assume responsibility for any errors or omissions in these plans.

ALL RIGHTS RESERVED. This drawing contains material protected under Federal Copyright Laws and Treaties. Any unauthorized reprint or use of this material is prohibited. No part of this drawing may be reproduced or transmitted in any form or by any means, electronic or mechanical, including photocopying, recording, or by any information storage and retrieval system without permission from:

**NELO'S DESIGN STUDIO LLC**

**CONROE BUSINESS PARK**  
4065 S. LOOP 336 E.  
CONROE, TX. 77301  
**PHELEX PROPERTIES**  
Steve Phelan

FOR REFERENCE ONLY  
Dated: May 2, 2024

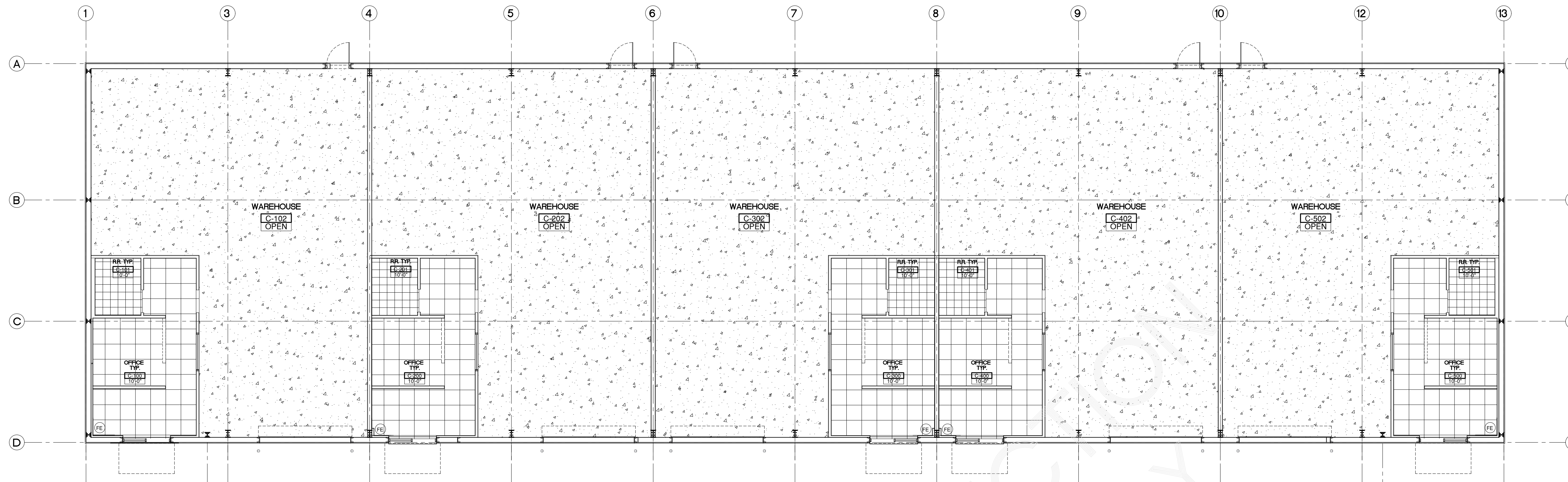
Governmental Jurisdiction:  
Conroe Municipal Center  
700 Metcalf St.  
Conroe, TX 77301  
(936)522-3610  
[www.cityofconroe.org](http://www.cityofconroe.org)

Mark:	Description:	Date:
	PRELIMINARY MASTER SITE PLAN	6.27.2023
	PRELIMINARY MASTER SITE PLAN	7.6.2023
	SITE PLAN FOR CITY REVIEW	11.9.2023
	PROGRESS REV	11.22.2023
	PRELIMINARY SET TO REVIEW	5.2.2024

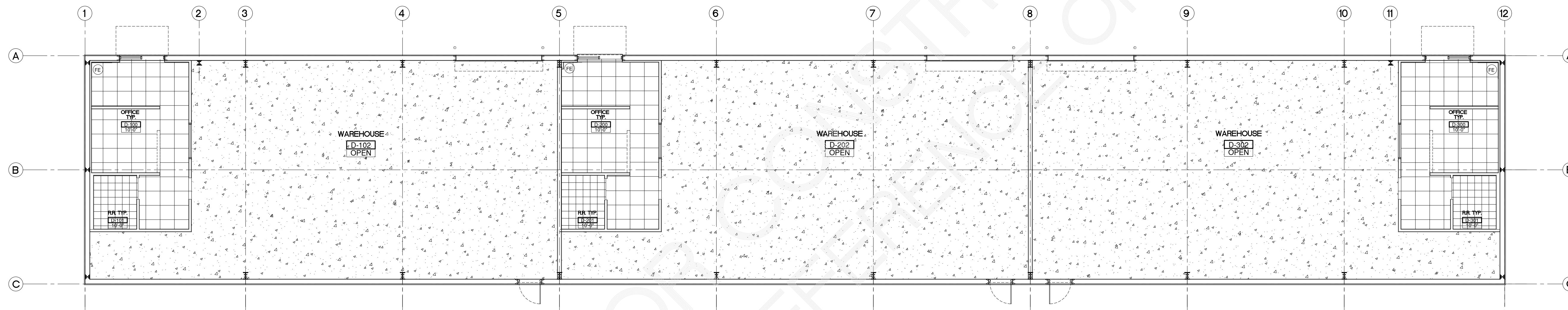
Sheet Contents:  
**FINISH PLAN BUILDINGS "A" & "B"**  
Designed By: Nelos Design Studio LLC  
Drawn By: J.M.F.  
Checked:  
Date of Issue: June 27, 2024  
Project Number: 2331 NDS Conroe Business Park  
Sheet Number:

**A-4.0**





**FINISH PLAN - BUILDING "C" 02**  
SCALE: 1/8"=1'-0"



**FINISH PLAN - BUILDING "D" 01**  
SCALE: 1/8"=1'-0"

## GENERAL NOTES

- REVIEW DOCUMENTS, VERIFY DIMENSIONS AND FIELD CONDITIONS, AND CONFIRM THAT WORK IS BUILDABLE AS SHOWN. REPORT ANY CONFLICTS OR OMISSIONS TO THE ARCHITECT FOR CLARIFICATION PRIOR TO PERFORMING ANY WORK IN QUESTION.
- CONTRACTOR SHALL CONFIRM THE DELIVERY LEAD TIMES OF ALL FINISHES. THE CONTRACTOR SHALL NOTIFY THE DESIGNER OF ANY EXCESSIVE LEAD TIMES TO ALLOW FOR RE-SPECIFICATION IF NECESSARY.
- ALL INTERSECTIONS OF FLOOR FINISH MATERIALS IN AREA OF WORK, SHALL BE LOCATED DIRECTLY UNDER CENTER OF DOOR, WHERE OCCURS, U.N.O.
- MATERIALS AND WORKMANSHIP ARE TO CONFORM WITH THE REQUIREMENTS AS SPECIFIED IN THE CONSTRUCTION DOCUMENTS & SPECIFICATIONS. ALL MANUFACTURED ITEMS ARE TO BE INSTALLED IN STRICT ACCORDANCE WITH THE MANUFACTURER'S INSTRUCTIONS. EXCEPT WHEN DOCUMENTS SPECIFY A MORE STRINGENT INSTALLATION.
- MATERIALS THAT DO NOT INCLUDE SPECIAL INSTALLATION INSTRUCTIONS & ARE NOT DETAILED ON DRAWINGS OR CALLED OUT IN THE SPECIFICATIONS ARE TO BE INSTALLED USING THE APPROPRIATE INDUSTRY STANDARD FOR THE INTENDED RESULT OF THE MATERIAL. NOTIFY THE DESIGNER IN WRITING OF THE PROCESS TO BE USED BEFORE PROCEEDING WITH THE WORK.
- CONTRACTOR SHALL SUBMIT ALL MATERIAL SAFETY DATA SHEETS TO OWNER UPON COMPLETION OF CONSTRUCTION.
- PREP FLOOR AS NECESSARY THROUGHOUT 'AREA OF WORK' FOR NEW SPECIFIED FLOORING.
- REPAIR AND PREPARE ALL NEW AND EXISTING DRYWALL SURFACES AS REQUIRED THROUGHOUT FOR APPLICATION OF NEW SPECIFIED FINISHES.
- ENSURE THAT SURFACES TO RECEIVE FINISHES ARE CLEAN, TRUE, AND FREE OF IRREGULARITIES- DO NOT PROCEED WITH WORK UNTIL UNSATISFACTORY CONDITIONS HAVE BEEN CORRECTED.

## FINISH SCHEDULE

No.	ROOM NAME	FLOOR	BASE	CEILING	WALL	HT	REMARKS
100	WAREHOUSE (TYP)	●	●	●	●	●	
101	OFFICE (TYP)	●	●	●	●	●	
102	RESTROOM (TYP)	●	●	●	●	●	

## LEGEND

	REINFORCED CONCRETE FLOOR SLAB. RE: STRUCTURAL DWGS.
	12"x12" COMMERCIAL TILE
	12"x12" COMMERCIAL QUARRY TILES

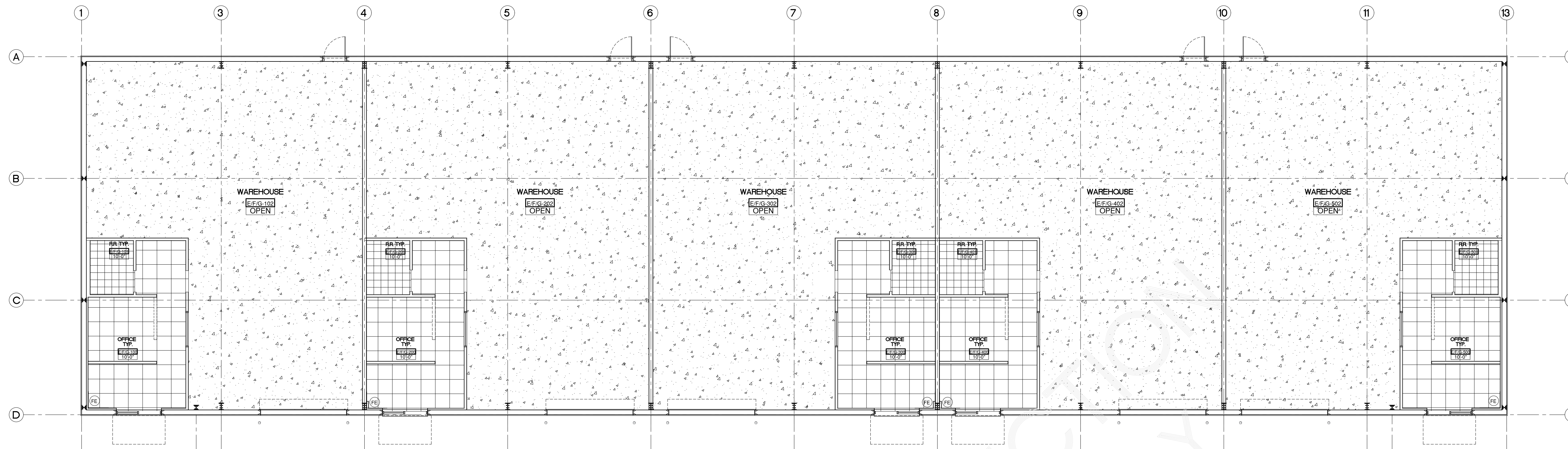
## DOOR NOTE:

PROVIDE A READILY VISIBLE DURABLE SIGN IS POSTED ON THE EGRESS SIDE ON OR ADJACENT TO THE DOOR STATING: "THIS DOOR TO REMAIN UNLOCKED WHEN BUILDING IS OCCUPIED" THE SIGN SHALL BE IN LETTERS 1" HIGH ON A CONTRASTING BACKGROUND.

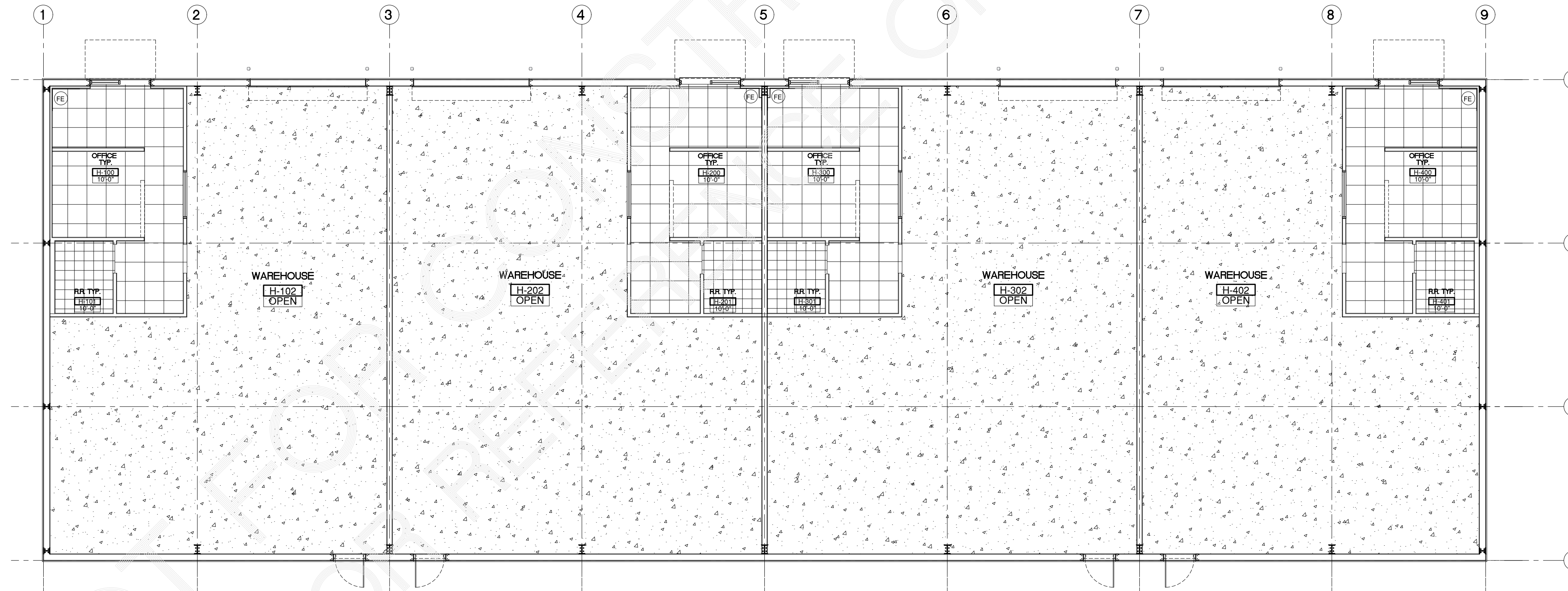
INTERIOR FINISH REQUIREMENTS BY OCCUPANCY.



Mark:	Description:	Date:
	PRELIMINARY MASTER SITE PLAN	6.27.2023
	PRELIMINARY MASTER SITE PLAN	7.6.2023
	SITE PLAN FOR CITY REVIEW	11.9.2023
	PROGRESS REV	11.22.2023
	PRELIMINARY SET TO REVIEW	5.2.2024



**FINISH PLAN - BUILDINGS "E, F & G" 02**  
SCALE: 1/8"=1'-0"



**FINISH PLAN - BUILDING "H" 01**  
SCALE: 1/8"=1'-0"

### GENERAL NOTES

- REVIEW DOCUMENTS, VERIFY DIMENSIONS AND FIELD CONDITIONS, AND CONFIRM THAT WORK IS BUILDABLE AS SHOWN. REPORT ANY CONFLICTS OR OMISSIONS TO THE ARCHITECT FOR CLARIFICATION PRIOR TO PERFORMING ANY WORK IN QUESTION.
- CONTRACTOR SHALL CONFIRM THE DELIVERY LEAD TIMES OF ALL FINISHES. THE CONTRACTOR SHALL NOTIFY THE DESIGNER OF ANY EXCESSIVE LEAD TIMES TO ALLOW FOR RE-SPECIFICATION IF NECESSARY.
- ALL INTERSECTIONS OF FLOOR FINISH MATERIALS IN AREA OF WORK, SHALL BE LOCATED DIRECTLY UNDER CENTER OF DOOR, WHERE OCCURS, U.N.O.
- MATERIALS AND WORKMANSHIP ARE TO CONFORM WITH THE REQUIREMENTS AS SPECIFIED IN THE CONSTRUCTION DOCUMENTS & SPECIFICATIONS. ALL MANUFACTURED ITEMS ARE TO BE INSTALLED IN STRICT ACCORDANCE WITH THE MANUFACTURER'S INSTRUCTIONS, EXCEPT WHEN DOCUMENTS SPECIFY A MORE STRINGENT INSTALLATION.
- MATERIALS THAT DO NOT INCLUDE SPECIAL INSTALLATION INSTRUCTIONS & ARE NOT DETAILED ON DRAWINGS OR CALLED OUT IN THE SPECIFICATIONS ARE TO BE INSTALLED USING THE APPROPRIATE INDUSTRY STANDARD FOR THE INTENDED RESULT OF THE MATERIAL. NOTIFY THE DESIGNER IN WRITING OF THE PROCESS TO BE USED BEFORE PROCEEDING WITH THE WORK.
- CONTRACTOR SHALL SUBMIT ALL MATERIAL SAFETY DATA SHEETS TO OWNER UPON COMPLETION OF CONSTRUCTION.
- PREP FLOOR AS NECESSARY THROUGHOUT 'AREA OF WORK' FOR NEW SPECIFIED FLOORING.
- REPAIR AND PREPARE ALL NEW AND EXISTING DRYWALL SURFACES AS REQUIRED THROUGHOUT FOR APPLICATION OF NEW SPECIFIED FINISHES.
- ENSURE THAT SURFACES TO RECEIVE FINISHES ARE CLEAN, TRUE, AND FREE OF IRREGULARITIES- DO NOT PROCEED WITH WORK UNTIL UNSATISFACTORY CONDITIONS HAVE BEEN CORRECTED.

### FINISH SCHEDULE

No.	ROOM NAME	FLOOR	BASE	CEILING	WALL	HT	REMARKS
		REINFORCED CONCRETE FLOOR SLAB. RE: STRUCTURAL DWGS.					
		12"x12" COMMERCIAL TILE					
		12"x12" COMMERCIAL QUARRY TILES					
		6" RUBBER WALL BASE OR SIMILAR					
		DRYWALL CEILING SYSTEM					
		DRYWALL CEILING SYSTEM-EGGSHELL FINISH					
		OPEN TO EXP. STRUCTURE PAINTED					
		PAINT, COLOR AND / OR MANUFACTURERS SELECT BY OWNER					
100	WAREHOUSE (TYP)	●	●	●	●	●	
101	OFFICE (TYP)	●	●	●	●	●	
102	RESTROOM (TYP)	●	●	●	●	●	

### LEGEND

	REINFORCED CONCRETE FLOOR SLAB. RE: STRUCTURAL DWGS.
	12"x12" COMMERCIAL TILE
	12"x12" COMMERCIAL QUARRY TILES

#### DOOR NOTE:

PROVIDE A READILY VISIBLE DURABLE SIGN IS POSTED ON THE EGRESS SIDE ON OR ADJACENT TO THE DOOR STATING: "THIS DOOR TO REMAIN UNLOCKED WHEN BUILDING IS OCCUPIED" THE SIGN SHALL BE IN LETTERS 1" HIGH ON A CONTRASTING BACKGROUND.

INTERIOR FINISH REQUIREMENTS BY OCCUPANCY.