

PARK 35

SCHERTZ, TEXAS

CLICK OR SCAN FOR
CONSTRUCTION PHOTOS

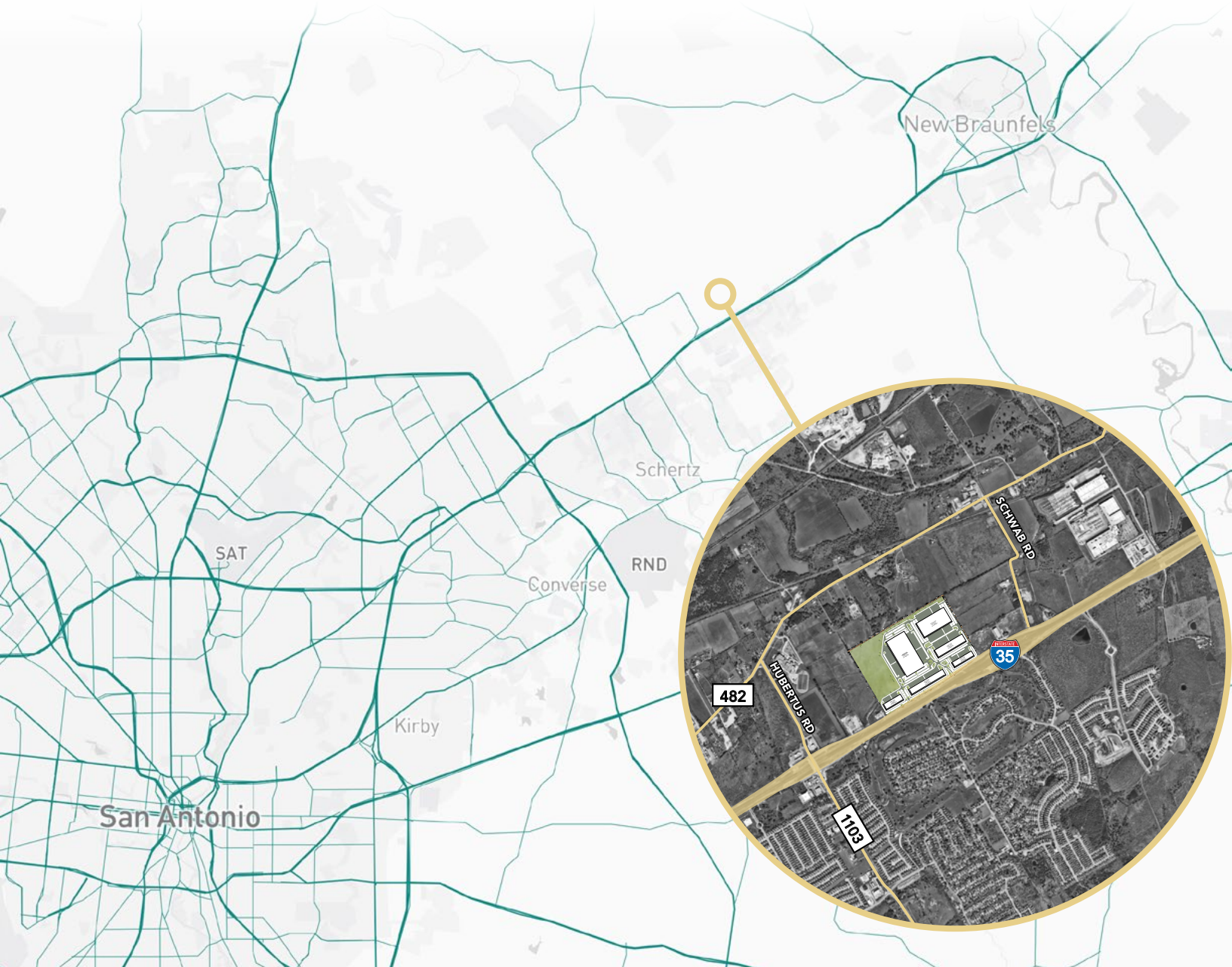


INDUSTRIAL WAREHOUSE SPACE FOR LEASE

PHASE I DELIVERING 774,300 SF NOVEMBER 2024 | SCHERTZ, TEXAS

BUILDING 5 | 178,959 SF REAR LOAD | AVAILABLE FOR LEASE





DIRECT ACCESS & VISIBILITY
TO THE **I-35 CORRIDOR**

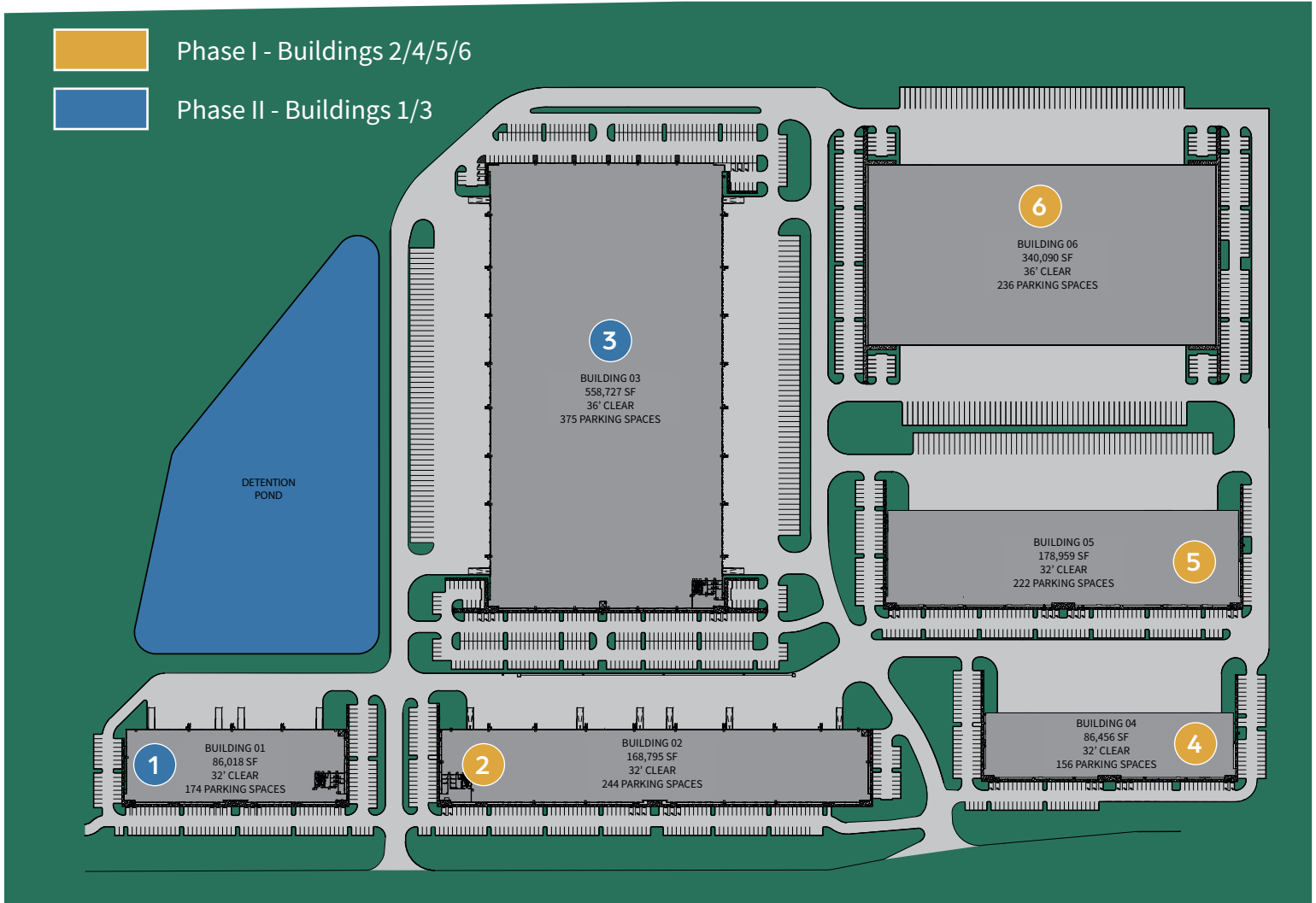
CENTRAL TEXAS REGION **25 MILES**
FROM SAN ANTONIO CBD

MANY NEARBY TENANTS
WITHIN A **10 MILE RADIUS**

DIRECTLY ON I-35 FRONTAGE IN
SCHERTZ TEXAS



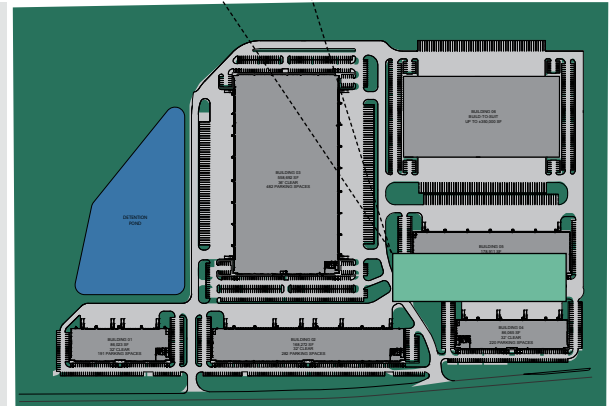
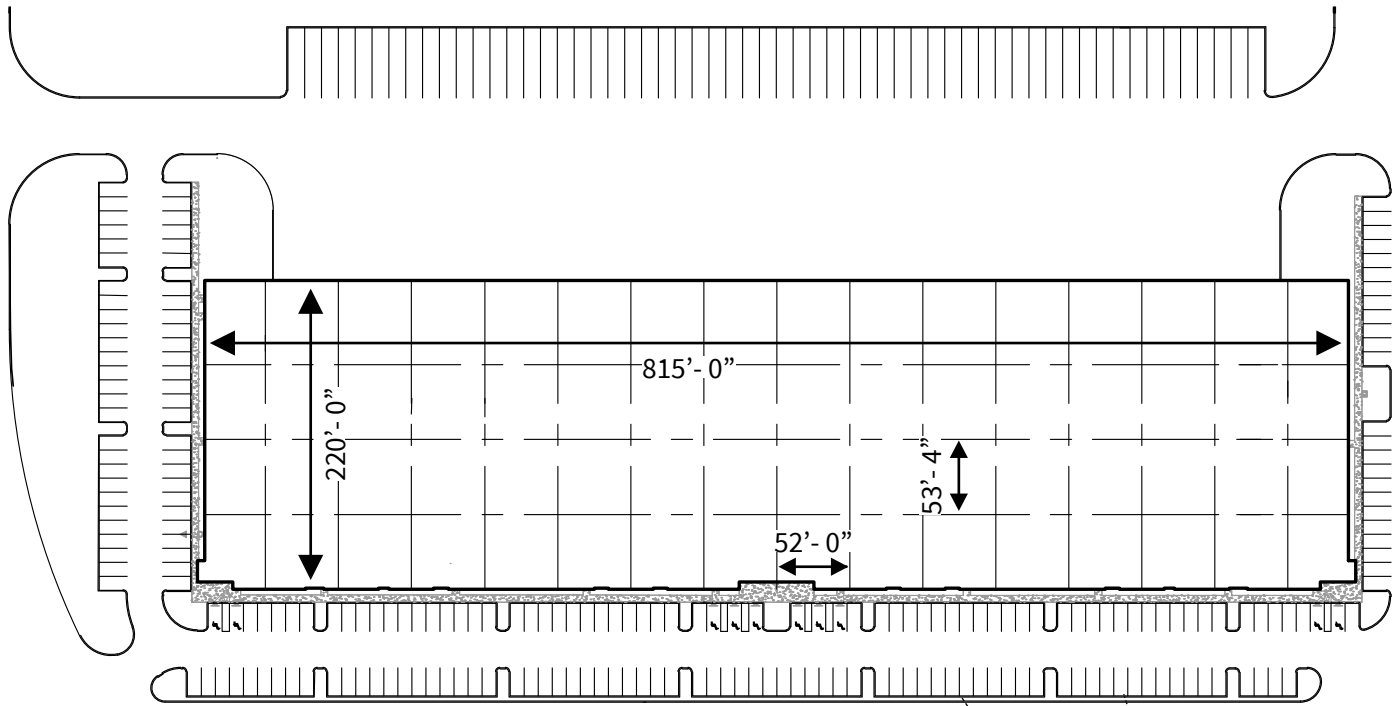
Although information has been obtained from sources deemed reliable, JLL does not make any guarantees, warranties or representations, express or implied, as to the completeness or accuracy as to the information contained herein. Any projections, opinions, assumptions or estimates used are for example only. There may be differences between projected and actual results, and those differences may be material. JLL does not accept any liability for any loss or damage suffered by any party resulting from reliance on this information. If the recipient of this information has signed a confidentiality agreement with JLL regarding this matter, this information is subject to the terms of that agreement. ©2024 Jones Lang LaSalle IP, Inc. All rights reserved.



PROPERTY FEATURES

- 1.4M SF Total available
- 32-36' Clear heights
- Cross-dock & Rear load options
- Ample trailer parking spaces
- Buildings from ±86,018 SF to ±558,727 SF
- Located in Schertz, Texas on the IH-35 corridor
- 60 ft Speed bays
- ESFR Sprinklers

Although information has been obtained from sources deemed reliable, JLL does not make any guarantees, warranties or representations, express or implied, as to the completeness or accuracy as to the information contained herein. Any projections, opinions, assumptions or estimates used are for example only. There may be differences between projected and actual results, and those differences may be material. JLL does not accept any liability for any loss or damage suffered by any party resulting from reliance on this information. If the recipient of this information has signed a confidentiality agreement with JLL regarding this matter, this information is subject to the terms of that agreement. ©2024 Jones Lang LaSalle IP, Inc. All rights reserved.



Total Building Area **178,959 SF**
 Available Space **60,000 SF - 178,959 SF**

Office Area **±4,591 SF**

Rear Load Configuration

60' Speed Bay

41 docks / **2** ramped / **2** 40k-lb mech. dock levelers

Typical Column Spacing **53'4" x 52'**

ESFR Sprinklers

32' Minimum Clear Height

222 Auto Parking Spaces

58 Trailer Parking

Lease Rate **Contact Broker**



Park 35 is strategically located on Interstate 35 in Schertz, Texas between San Antonio and Austin. Park 35's direct access and visibility to the I-35 corridor will offer an unparalleled opportunity for tenant seeking to serve the Central Texas region.

San Antonio CBD	25 miles
Austin	55 miles
Laredo	180 miles
Houston	180 miles
Dallas	250 miles

2024 DATES	FEB	MAR	APR	MAY	JUN	JUL	AUG	SEP	OCT	NOV	DEC
------------	-----	-----	-----	-----	-----	-----	-----	-----	-----	-----	-----

BUILDING

5

