



FOR LEASE

PROPERTY HIGHLIGHTS:

- Building Size: 116,228 SF
- 8,103 RSF available for lease
- Max Contiguous: 5,525 RSF
- Min Divisible: 1,000 RSF
- Located on the St. Mary's Hospital Campus on the corner of Bellemeade Ave. & South Lombard Ave
- Easily accessible from I-69 and US 41
- 10 minutes from downtown Evansville

901 ST. MARY'S DRIVE WEST
EVANSVILLE, IN 47714

CONTACT:

Ross Goyer
Senior Vice President
317-288-9011
rgoyer@cciin.com



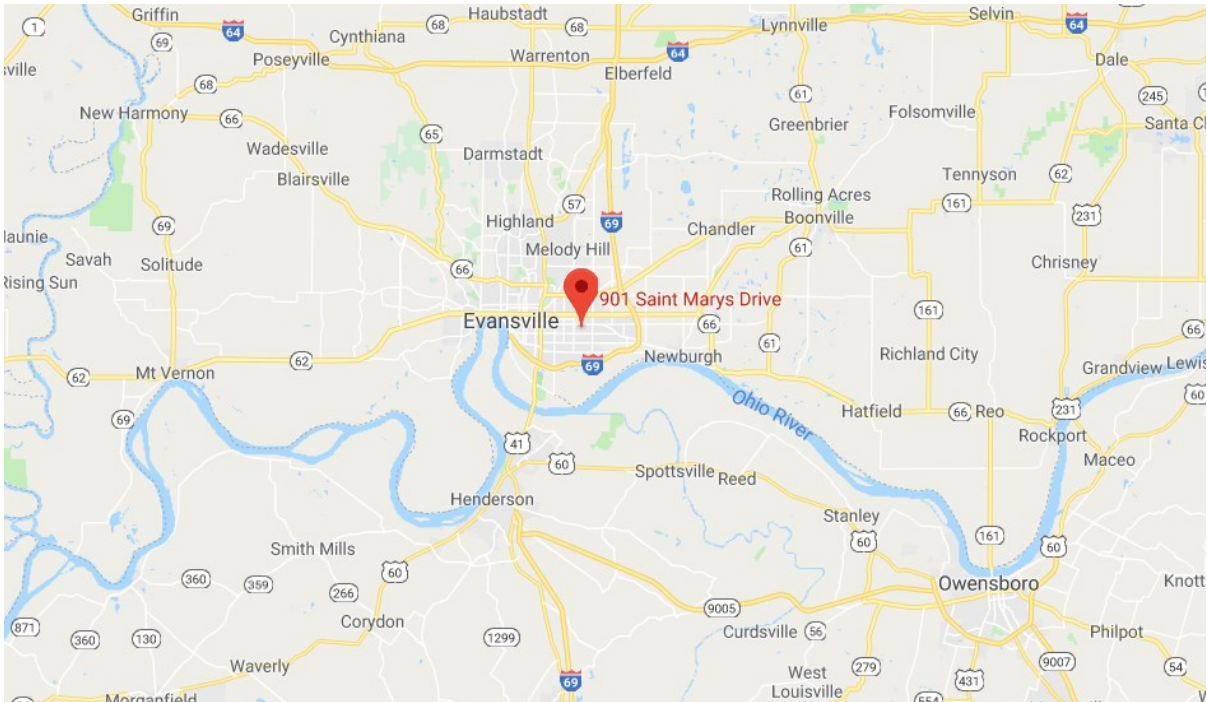
CORNERSTONE COMPANIES, INC.

8902 N Meridian Street, Suite 205
Indianapolis, IN 46260



For more, visit: CornerstoneCompaniesInc.com

LOCATION



For more, visit: CornerstoneCompaniesInc.com

FLOOR PLANS

3RD FLOOR



MAX CONTIGUOUS:
2,578 RSF

MIN DIVISIBLE:
1,000 RSF



For more, visit: CornerstoneCompaniesInc.com

FLOOR PLANS

4TH FLOOR

