

1002 INDUSTRIAL DRIVE

West Berlin Industrial Park, West Berlin, NJ 08091



FOR LEASE



INDUSTRIAL



11,940 SF



PROPERTY DESCRIPTION

- 11,940 SF Immediately Available for Lease
- Warehouse: 9,209+/- SF
- 12-5" clear height
- 2 ton crane
- Loading: One (1) loading dock - 8x8 with leveler, one (1) Drive In - 10 x 10 Grade Level
- Power: 1000 Amps/240 Volt/3 Phase
- 2 Warehouse restrooms
- Office Area: 2,303+/- SF. Includes executive office w/ private restroom, men's and women's restrooms, storage closet, reception and bullpen areas, conference room, IT room, 3 private offices, wet breakroom.
- Fenced secured outdoor area
- Gas Heat
- Fluorescent lighting
- Water and Sewer
- Security System
- Zoning: I-1 - Light Industrial
- Property Taxes: \$26,623.28 (2024)

FOR MORE INFORMATION

Jonathan Klear



856.433.1801



jonathan.klear@naimertz.com

NAI MERTZ DISCLAIMER: NO WARRANTY OR REPRESENTATION, EXPRESS OR IMPLIED, IS MADE AS TO THE ACCURACY OF THE INFORMATION CONTAINED HEREIN, AND THE SAME IS SUBMITTED SUBJECT TO ERRORS, OMISSIONS, CHANGE OF PRICE, RENTAL OR OTHER CONDITIONS, PRIOR SALE, LEASE OR FINANCING, OR WITHDRAWAL WITHOUT NOTICE, AND OF ANY SPECIAL LISTING CONDITIONS IMPOSED BY OUR PRINCIPALS NO WARRANTIES OR REPRESENTATIONS ARE MADE AS TO THE CONDITION OF THE PROPERTY OR ANY HAZARDS CONTAINED THEREIN ARE ANY TO BE IMPLIED. OUTLINES ARE APPROXIMATE AND SHOWN ONLY TO IDENTIFY THE PARCEL IN CONSIDERATION.

NAIMertz



NAI Mertz | 21 Roland Avenue
Mount Laurel, NJ 08054

856.234.9600 | naimertz.com



1002 INDUSTRIAL DRIVE

West Berlin Industrial Park, West Berlin, NJ 08091



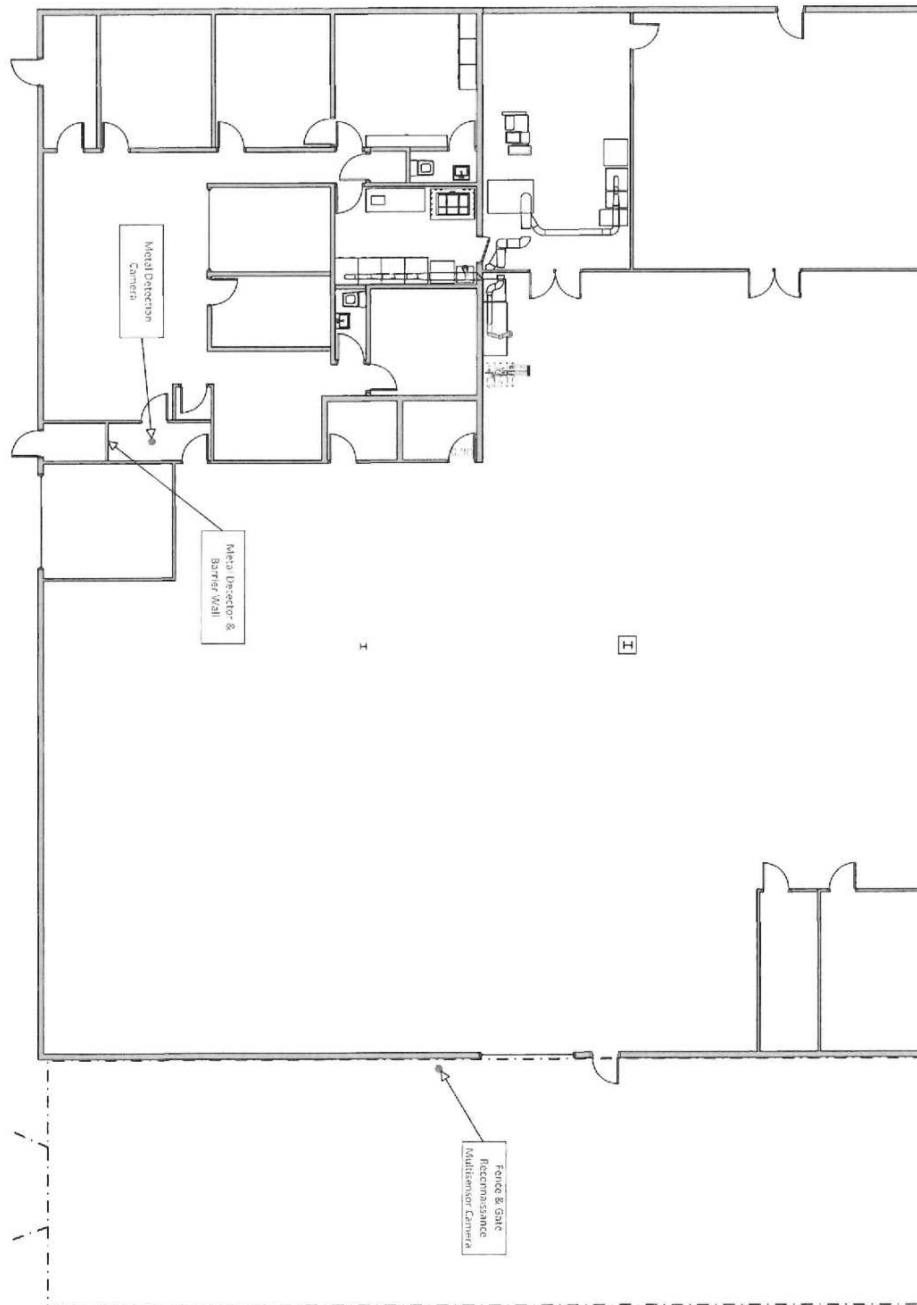
FOR LEASE



INDUSTRIAL



11,940 SF



FOR MORE INFORMATION

Jonathan Klear

☎ 856.433.1801

✉ jonathan.klear@naimertz.com

NAI MERTZ DISCLAIMER: NO WARRANTY OR REPRESENTATION, EXPRESS OR IMPLIED, IS MADE AS TO THE ACCURACY OF THE INFORMATION CONTAINED HEREIN, AND THE SAME IS SUBMITTED SUBJECT TO ERRORS, OMISSIONS, CHANGE OF PRICE, RENTAL OR OTHER CONDITIONS, PRIOR SALE, LEASE OR FINANCING, OR WITHDRAWAL WITHOUT NOTICE, AND OF ANY SPECIAL LISTING CONDITIONS IMPOSED BY OUR PRINCIPALS NO WARRANTIES OR REPRESENTATIONS ARE MADE AS TO THE CONDITION OF THE PROPERTY OR ANY HAZARDS CONTAINED THEREIN ARE ANY TO BE IMPLIED. OUTLINES ARE APPROXIMATE AND SHOWN ONLY TO IDENTIFY THE PARCEL IN CONSIDERATION.

NAIMertz



NAI Mertz | 21 Roland Avenue
Mount Laurel, NJ 08054

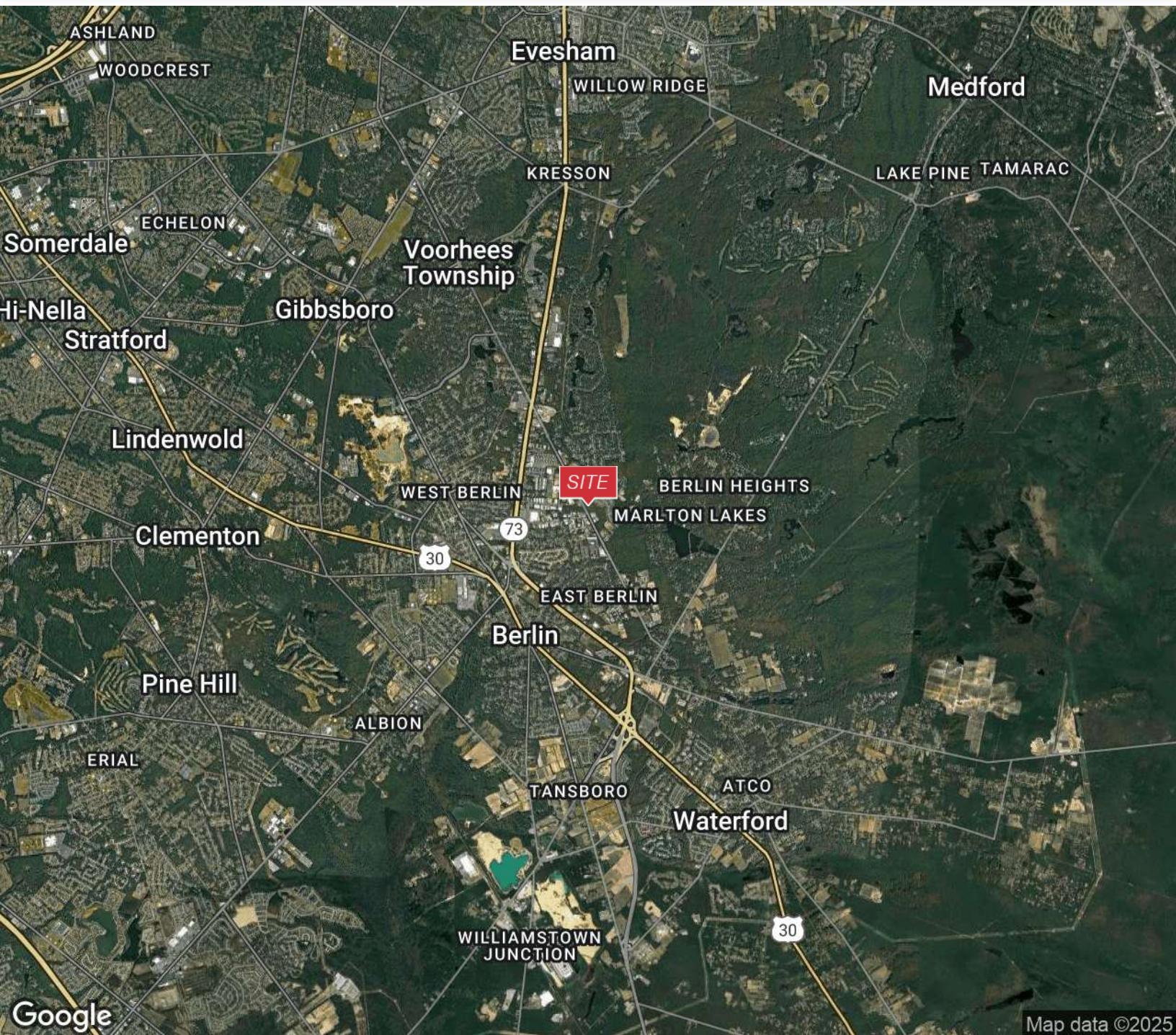
856.234.9600 | naimertz.com



1002 INDUSTRIAL DRIVE

West Berlin Industrial Park, West Berlin, NJ 08091

 **FOR LEASE**
 **INDUSTRIAL**
 **11,940 SF**



FOR MORE INFORMATION


Jonathan Klear

 856.433.1801

 jonathan.klear@naimertz.com

NAI MERTZ DISCLAIMER: NO WARRANTY OR REPRESENTATION, EXPRESS OR IMPLIED, IS MADE AS TO THE ACCURACY OF THE INFORMATION CONTAINED HEREIN, AND THE SAME IS SUBMITTED SUBJECT TO ERRORS, OMISSIONS, CHANGE OF PRICE, RENTAL OR OTHER CONDITIONS, PRIOR SALE, LEASE OR FINANCING, OR WITHDRAWAL WITHOUT NOTICE, AND OF ANY SPECIAL LISTING CONDITIONS IMPOSED BY OUR PRINCIPALS NO WARRANTIES OR REPRESENTATIONS ARE MADE AS TO THE CONDITION OF THE PROPERTY OR ANY HAZARDS CONTAINED THEREIN ARE ANY TO BE IMPLIED. OUTLINES ARE APPROXIMATE AND SHOWN ONLY TO IDENTIFY THE PARCEL IN CONSIDERATION.

NAI Mertz

 **NAI Mertz** | 21 Roland Avenue
Mount Laurel, NJ 08054
856.234.9600 | naimertz.com



1002 INDUSTRIAL DRIVE

West Berlin Industrial Park, West Berlin, NJ 08091



FOR LEASE



INDUSTRIAL



11,940 SF



FOR MORE INFORMATION

Jonathan Klear

856.433.1801

jonathan.klear@naimertz.com

NAI MERTZ DISCLAIMER: NO WARRANTY OR REPRESENTATION, EXPRESS OR IMPLIED, IS MADE AS TO THE ACCURACY OF THE INFORMATION CONTAINED HEREIN, AND THE SAME IS SUBMITTED SUBJECT TO ERRORS, OMISSIONS, CHANGE OF PRICE, RENTAL OR OTHER CONDITIONS, PRIOR SALE, LEASE OR FINANCING, OR WITHDRAWAL WITHOUT NOTICE, AND OF ANY SPECIAL LISTING CONDITIONS IMPOSED BY OUR PRINCIPALS NO WARRANTIES OR REPRESENTATIONS ARE MADE AS TO THE CONDITION OF THE PROPERTY OR ANY HAZARDS CONTAINED THEREIN ARE ANY TO BE IMPLIED. OUTLINES ARE APPROXIMATE AND SHOWN ONLY TO IDENTIFY THE PARCEL IN CONSIDERATION.

NAI Mertz



NAI Mertz | 21 Roland Avenue

Mount Laurel, NJ 08054

856.234.9600 | naimertz.com

