

MILL RUN SQUARE

RETAIL FOR LEASE

3641-3681 FISHINGER BOULEVARD, HILLIARD, OHIO
43026



NOAH HEATH *ADVISOR*

MOBILE 614.949.9876 | **DIRECT** 614.334.7783
NHEATH@EQUITY.NET



AARON HEATH *SENIOR V.P.*

M: 614.804.9836 | **DIRECT:** 614.334.7786
AHEATH@EQUITY.NET



The information contained herein has been obtained from the property owner or other sources that we deem reliable. Although we have no reason to doubt its accuracy, no representation or warranty is made regarding the information, and the property is offered "as is". The submission may be modified or withdrawn at any time by the property owner.

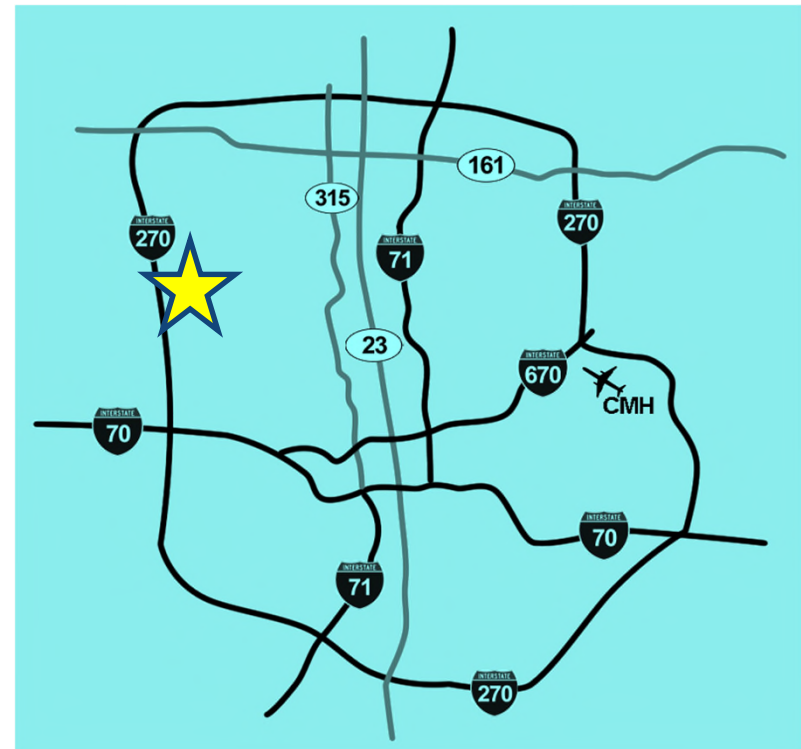
PROPERTY HIGHLIGHTS

MILL RUN SQUARE

RETAIL FOR LEASE

3641-3681 FISHINGER BOULEVARD, HILLIARD, OHIO 43026

- +/- 1,200 SF available
- Asking \$20.00 per square foot/NNN
- \$7.24 per SF operating expenses
- 41,445 vehicles per day on Fishinger Blvd. (MORPC: 2020)
- 46,711 square foot shopping center anchored by highly trafficked Lowe's and Floor & Décor
- Close proximity with easy access to I-270
- Professionally managed and maintained
- Join co-tenants Dollar Tree, Hale's Ales, Aquarium Adventure, Boot Barn, and State Farm Insurance



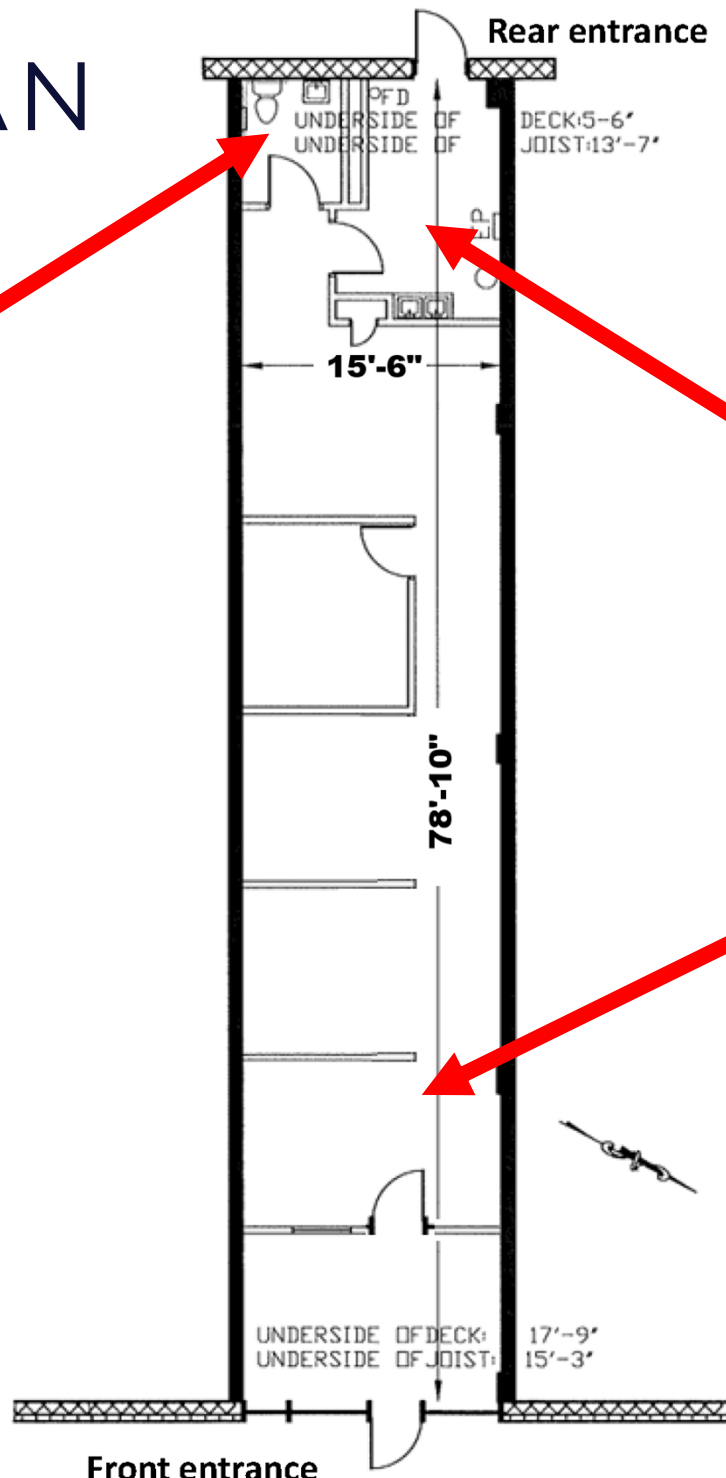
AERIAL: MILL RUN



SITE PLAN



SPACE PLAN



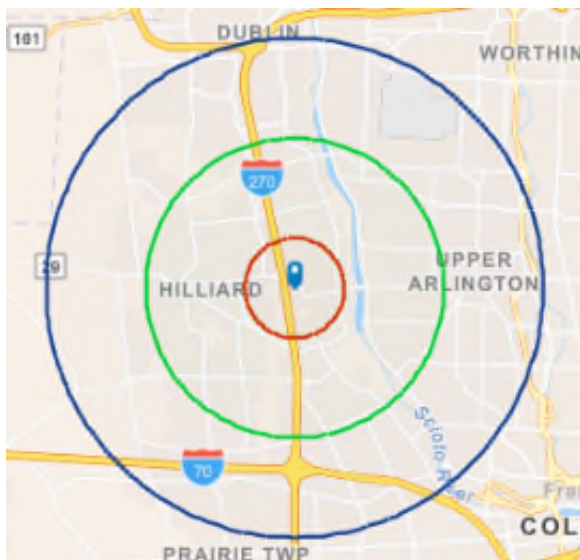
VACANCY FRONTAGE



1,200 SF

AVAILABLE

1-MILE RADIUS DEMOS



equity | brokerage

The information contained herein has been obtained from the property owner or other sources that we deem reliable. Although we have no reason to doubt its accuracy, no representation or warranty is made regarding the information, and the property is offered "as is." The submission may be modified or withdrawn at any time by the property owner.

KEY FACTS

7,050

Population



2.1

Average
Household Size



42.8

Median Age

\$98,852

Median Household Income

BUSINESS



433

Total Businesses



7,345

Total Employees

EDUCATION



3%

No High School
Diploma



17%

High School
Graduate



24%

Some
College



56%

Bachelor's/Grad/Prof
Degree

INCOME



\$58,771

Per Capita
Income



\$98,852

Median
Household
Income



\$129,542

Average
Household
Income

EMPLOYMENT



78.9

White
Collar %



10.4

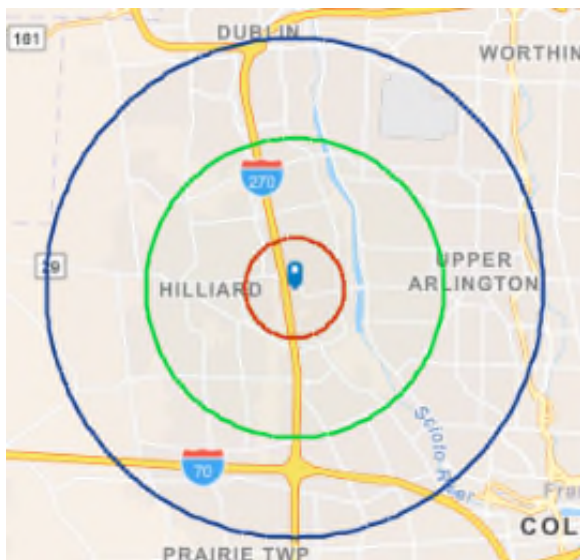
Blue
Collar %



10.8

Services
%

3-MILE RADIUS DEMOS



equity | brokerage

The information contained herein has been obtained from the property owner or other sources that we deem reliable. Although we have no reason to doubt its accuracy, no representation or warranty is made regarding the information, and the property is offered "as is." The submission may be modified or withdrawn at any time by the property owner.

KEY FACTS

89,555

Population



2.4

Average
Household Size



38.2

Median Age

\$98,970

Median Household Income

BUSINESS



2,710

Total Businesses



39,669

Total Employees

EDUCATION



3%

No High School
Diploma



13%

High School
Graduate



21%

Some
College



63%

Bachelor's/Grad/Prof
Degree

INCOME



\$54,961

Per Capita
Income



\$98,970

Median
Household
Income



\$132,756

Average
Household
Income

EMPLOYMENT



78.7

White
Collar %



11.1

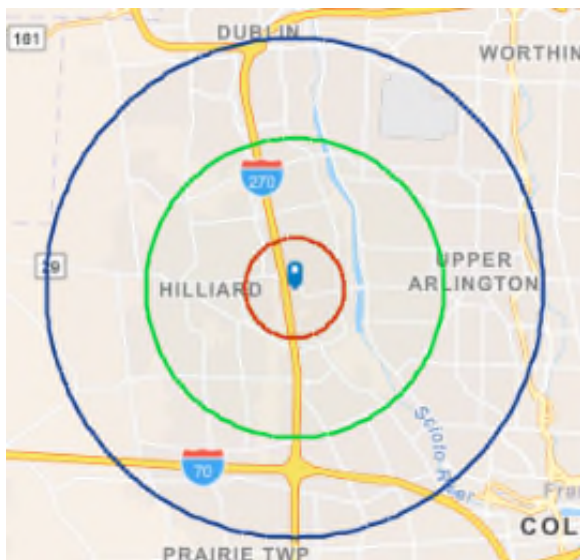
Blue
Collar %



10.2

Services
%

5-MILE RADIUS DEMOS



equity | brokerage

The information contained herein has been obtained from the property owner or other sources that we deem reliable. Although we have no reason to doubt its accuracy, no representation or warranty is made regarding the information, and the property is offered "as is." The submission may be modified or withdrawn at any time by the property owner.

KEY FACTS

236,125

Population



Average
Household Size



Median Age

\$84,936

Median Household Income

BUSINESS



9,039

Total Businesses



140,426

Total Employees

EDUCATION



3%

No High School
Diploma



14%

High School
Graduate



20%

Some
College



63%

Bachelor's/Grad/Prof
Degree

INCOME



\$51,987

Per Capita
Income



\$84,936

Median
Household
Income



\$118,847

Average
Household
Income

EMPLOYMENT



76.3

White
Collar %



12.4

Blue
Collar %



11.2

Services
%