


2503

SOUTH MAIN STREET

MANSFIELD, PA



**Pyramid Brokerage
Company**



**CLICK TO VIEW
VIRTUAL TOUR**

±74,850 SF
AVAILABLE FOR SALE / LEASE

Gerry Blinebury
Executive Vice Chair
+1 717 231 7291
gerry.blinebury@cushwake.com


Collin Potter
Director
+1 717 231 7460
collin.potter@cushwake.com

Michael J. Manzari, CCIM, SIOR
Executive Managing Director
+1 607 738 8458
mmanzari@pyramidbrokerage.com



**CUSHMAN &
WAKEFIELD**

Cushman & Wakefield Copyright 2025. No warranty or representation, express or implied, is made to the accuracy or completeness of the information contained herein, and same is submitted subject to errors, omissions, change of price, rental or other conditions, withdrawal without notice, and to any special listing conditions imposed by the property owner(s). As applicable, we make no representation as to the condition of the property (or properties) in question.



LOCATION



CLICK TO VIEW
VIRTUAL TOUR

PENNSYLVANIA



DRIVE TIMES

To U.S. Route 15:	2 miles
To U.S. Route 6:	4 miles
To Williamsport:	48 miles
To Rochester:	129 miles
To Harrisburg:	141 miles
To Buffalo:	163 miles
To Philadelphia:	208 miles
To New York City:	235 miles

2503 SOUTH
MAIN STREET




Pyramid Brokerage
Company



CUSHMAN &
WAKEFIELD

SITE PLAN



±74,850

SQUARE
FEET

30'

CLEAR
HEIGHT

±99

AUTO
SPACES

±20

TRAILER
SPACES

AVAILABLE SF

±74,850 SF

TRAILER PARKING

±20 Spaces

OFFICE

±11,511 SF

AUTO PARKING

±99 Spaces

ACREAGE

14.29 acres

LIGHTING

LED on Motion Sensors

GRADE DOORS

7 (16' x 16')
1 (16' x 16' with interior dock leveler)
1 (12' x 16')

FIRE PROTECTION

Wet System

CLEAR HEIGHT

30'

GORBEL CRANES

±9 cranes

Gerry Blinebury
Executive Vice Chair
+1 717 231 7291
gerry.blinebury@cushwake.com

Collin Potter
Director
+1 717 231 7460
collin.potter@cushwake.com

Michael J. Manzari, CCIM, SIOR
Executive Managing Director
+1 607 738 8458
mmanzari@pyramidbrokerage.com

 **Pyramid Brokerage
Company**

 **CUSHMAN &
WAKEFIELD**