



PINNACLE HEIGHTS

Pinnacle Hills | Rogers, Arkansas



Development Highlights

- Mixed-use, diverse development in Pinnacle Hills
- 30,500 SF retail space
- Many different size combinations (1,000-6,000 SF)
- \$27.00/SF NNN
- Near convention center, TopGplf, restaurants, retail, and Class A office (over 1.5 million SF of restaurant and retail)
- Traditional neighborhood structure with quality architecture/design
- 295 Apartment units
- 12 Live/Work units
- Sense of community and quality of life
- Walkable, connected, efficient

information deemed reliable but not guaranteed

**FOR MORE INFORMATION
PLEASE CONTACT:**

T.J. Lefler, CCIM

tlefler@sagepartners.com

Tom Allen, CCIM

tallen@sagepartners.com

479 845 3000

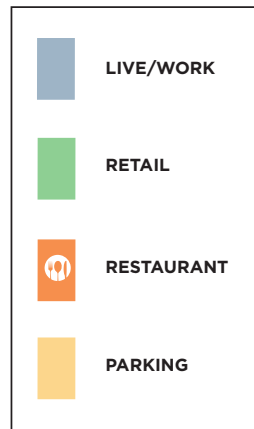
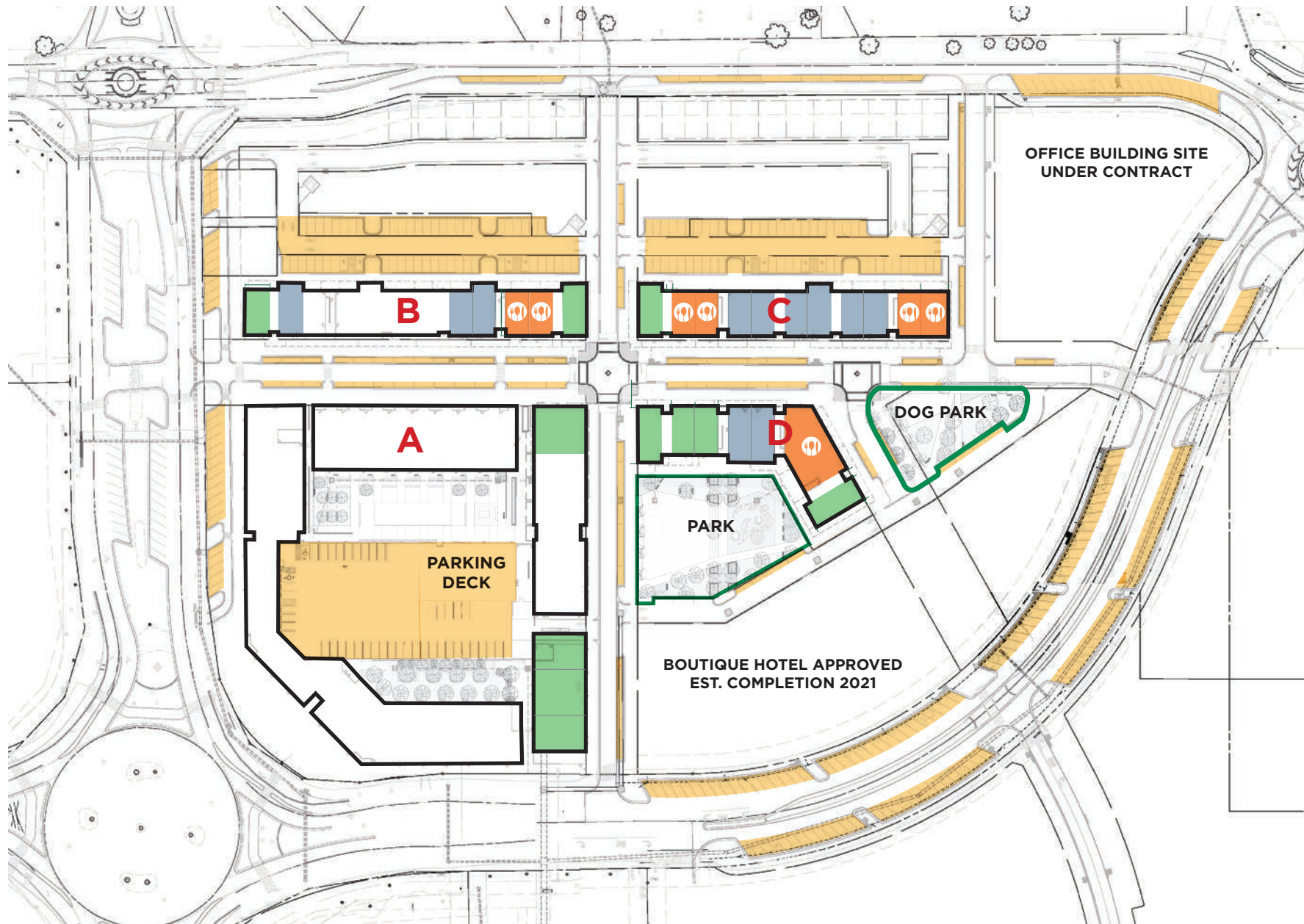
sagepartners.com



Site Plan



PINNACLE HEIGHTS

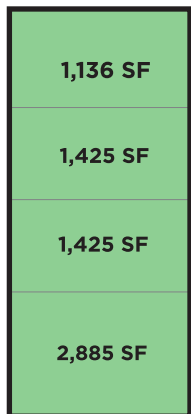


SF Per Unit



PINNACLE HEIGHTS

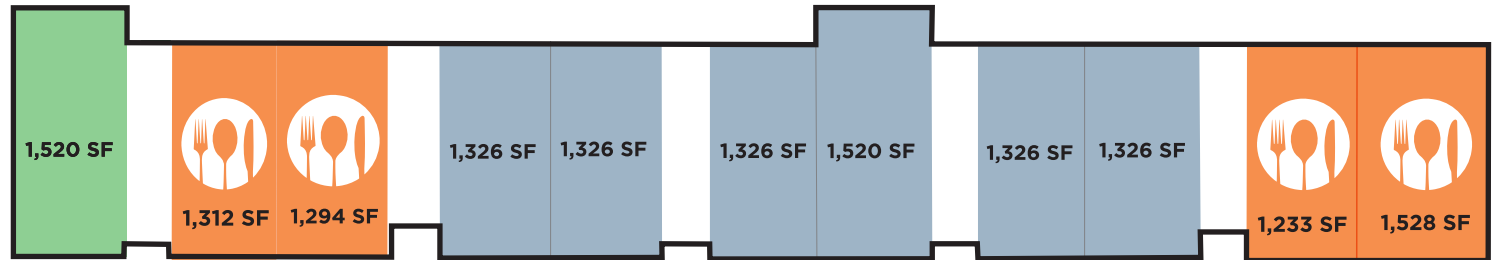
BUILDING A




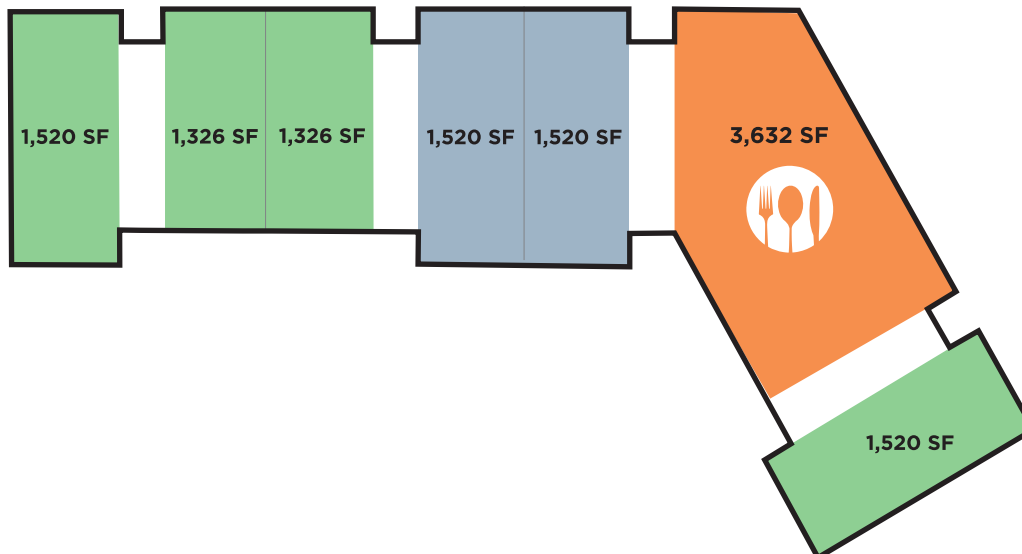
BUILDING B



BUILDING C



BUILDING D



Square feet is approximate. Information deemed reliable but not guaranteed.

Renderings



PINNACLE HEIGHTS





PINNACLE HILLS PARKWAY

PROMENADE BOULEVARD

NEW HOPE ROAD

RAZORBACK GREENWAY

BELLVIEW ROAD

PAULINE WHITAKER PWY





SUBJECT PROPERTY

PLEASANT GROVE ROAD

PINNACLE HILLS PARKWAY

PINNACLE HILLS KEY OFFICE TENANTS

- | | | |
|--|--|--|
| | | |
| | | |
| | | |
| | | |
| | | |
| | | |
| | | |
| | | |
| | | |

JB HUNT DRIVE

PAULINE WHITAKER PWY

INTERSTATE 49

76,000 Vehicles Per Day

RAZORBACK GREENWAY

PROMENADE BOULEVARD

Area Developments



PINNACLE HEIGHTS

