

# CUMBERLAND SQUARE

420 EAST KY-80  
SOMERSET, KY 42501

**FOR LEASE**  
**86,000 SF**

## HIGHLIGHTS

- Former Kmart space available, can be sub-divided
- Great redevelopment opportunity with pylon signage available
- Located off KY-80
- Strong traffic counts over 21,000 VPD
- Located at signalized entrance along KY-80 with multiple access points to the property
- Somerset is located in close proximity to Lake Cumberland
- Co-tenants include IGA & Dollar Tree
- Co-tenants in the immediate area include Kroger, Lowe's, Walmart, Hobby Lobby, TJ Maxx, Belk, and many others

## TRAFFIC COUNTS

- 21,011 VPD on HAL ROGERS PKWY
- 17,712 VPD on US-27

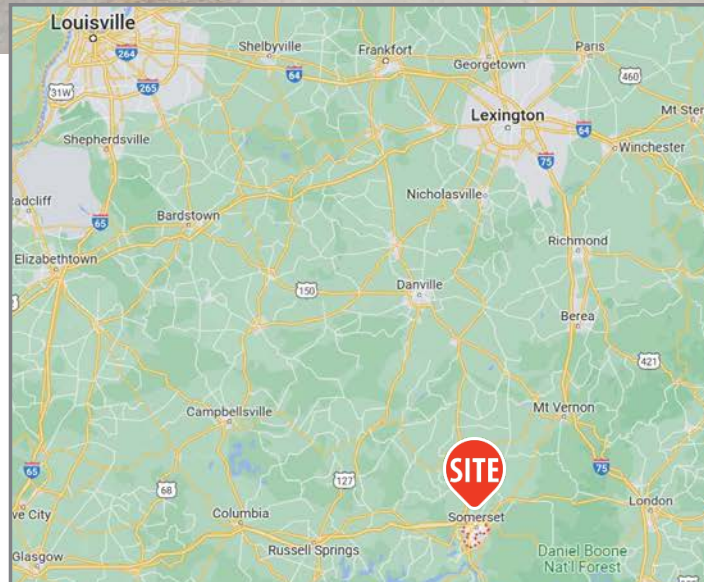

## DEMOGRAPHICS

2023 Estimates	1 miles	3 miles	5 miles
Population	3,879	18,189	29,926
Households	1,630	7,525	12,395
Average HH Income	\$45,571	\$73,680	\$75,461
Daytime Employees	5,054	11,266	17,003

## CONTACT

Jason Gibson 513-784-1106  
jgibson@anchor-associates.com

**Anchor**  
ASSOCIATES



**ANCHOR**  
**ASSOCIATES**

4901 Hunt Road  
Suite 102  
Blue Ash, OH 45242

513-784-1106

[www.anchor-associates.com](http://www.anchor-associates.com)

A MEMBER OF  
**CHAINLINKS**  
RETAIL ADVISORS

# CUMBERLAND SQUARE

420 EAST KY-80

SOMERSET, KY 42501

**Anchor**  
ASSOCIATES



# CUMBERLAND SQUARE

420 EAST KY-80

SOMERSET, KY 42501

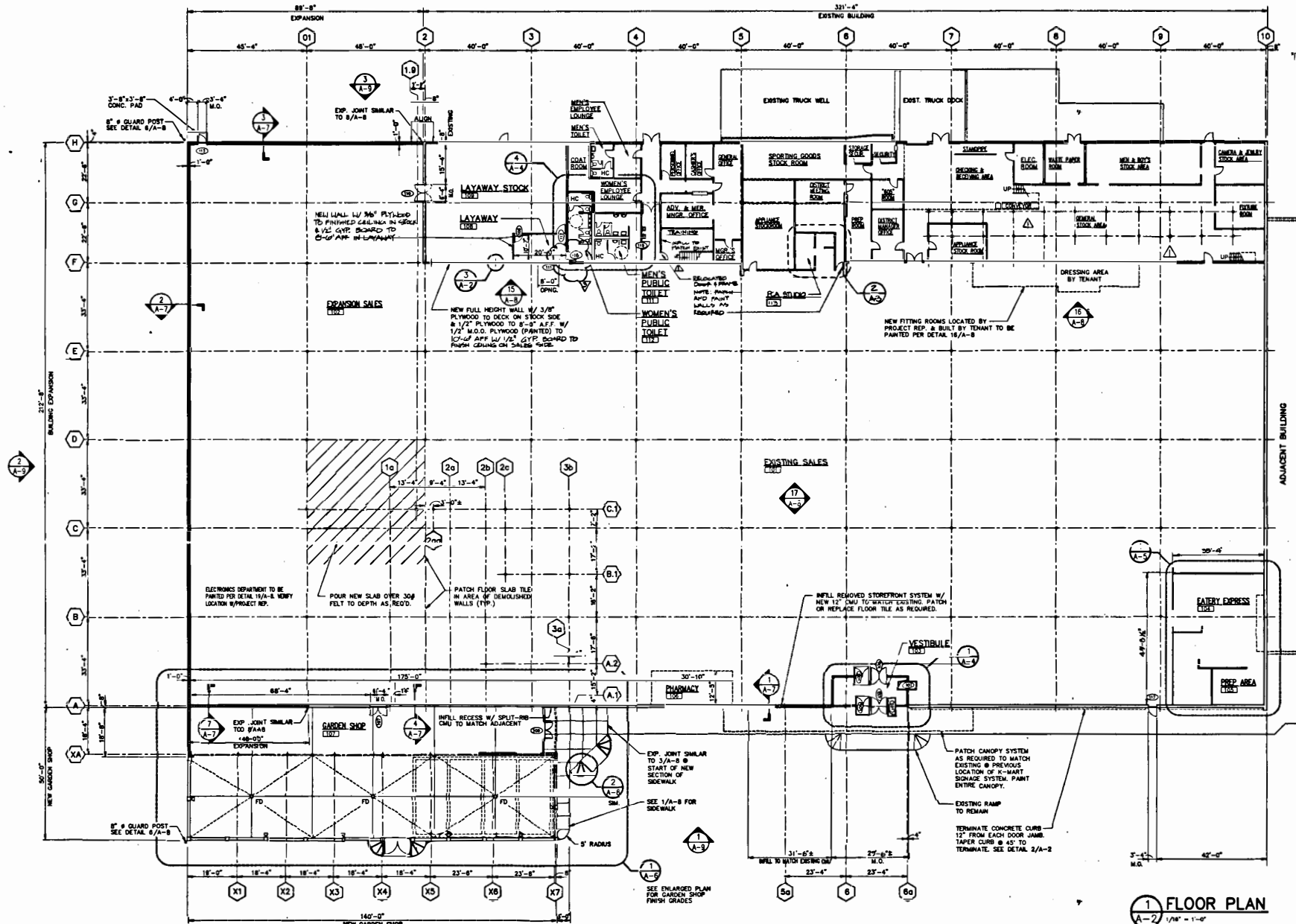
**Anchor**  
ASSOCIATES



# CUMBERLAND SQUARE

420 EAST KY-80  
SOMERSET, KY 42501

**Anchor**  
ASSOCIATES



**1 FLOOR PLAN**  
1/8" = 1'-0"

The information herein is not guaranteed. Although obtained from reliable sources, it is subject to errors, omissions and withdrawal from the market without notice.