

The Shoppes at the French Quarter

129 Williamson Rd, Mooresville NC 28117



THE SPACE

Location	129 Williamson Rd, Mooresville, NC, 28117
COUNTY	Iredell
Cross Street	West Plaza Drive
Traffic Count	19,000
Square Feet	1487
Annual Rent PSF	\$23.00
Lease Type	NNN

HIGHLIGHTS

- Busy five tenant retail center located on a high traffic road in Mooresville NC
- Space A has a large open room with high ceilings



POPULATION

1.00 MILE	3.00 MILE	5.00 MILE
5,449	36,297	77,534



AVERAGE HOUSEHOLD INCOME

1.00 MILE	3.00 MILE	5.00 MILE
\$120,011	\$116,236	\$121,684



NUMBER OF HOUSEHOLDS

1.00 MILE	3.00 MILE	5.00 MILE
2,519	15,021	30,488

PROPERTY FEATURES

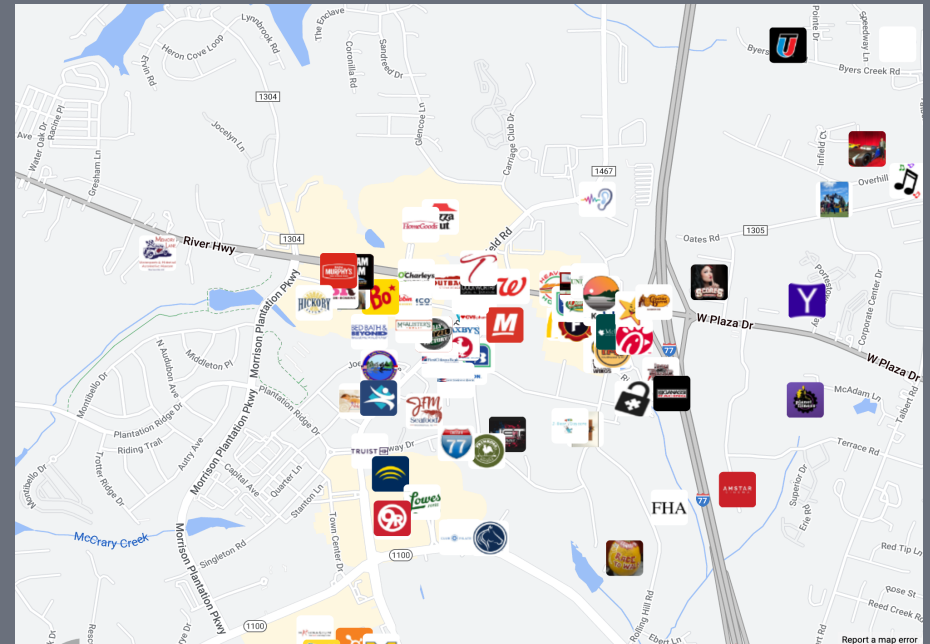
CURRENT OCCUPANCY	90.00 %
TOTAL TENANTS	5
BUILDING SF	8,777
ZONING TYPE	Highway Business
BUILDING CLASS	B
TOPOGRAPHY	Flat
NUMBER OF STORIES	2
NUMBER OF BUILDINGS	1
NUMBER OF INGRESSES	1
NUMBER OF EGRESSES	1



The Shoppes at the French Quarter

- The Shoppes at the French Quarter is an 8777 SF building situated on the busy Williamson Road, with 19,000 vehicles per day passing this location. The center is located near Williamson Road and Hwy 150 and close proximity to Exit 36 on Interstate 77.
- Mooresville is a town in the southern part of North Carolina in the United States. It is situated in Iredell County, about 25 miles north of Charlotte. The town is known for its strong motorsports presence, with many NASCAR teams and drivers based in Mooresville. The town has also been recognized as a leader in technology and innovation, and is home to many high-tech companies. Mooresville is also a popular destination for outdoor activities, with many parks and lakes in the area. The population of Mooresville is around 39,000 as of 2021.

Locator Map





[Report a map error](#)

POPULATION	1 MILE	3 MILE	5 MILE
2000 Population	1,534	15,170	35,779
2010 Population	3,935	26,312	55,844
2022 Population	5,449	36,297	77,534
2027 Population	6,029	39,488	83,448
2022-2027: Population: Growth Rate	10.20 %	8.50 %	7.40 %
2022 HOUSEHOLD INCOME	1 MILE	3 MILE	5 MILE
less than \$15,000	120	653	1,231
\$15,000-\$24,999	131	789	1,642
\$25,000-\$34,999	137	960	1,974
\$35,000-\$49,999	229	1,409	2,784
\$50,000-\$74,999	396	2,618	5,135
\$75,000-\$99,999	402	2,209	4,393
\$100,000-\$149,999	428	2,981	5,869
\$150,000-\$199,999	365	1,650	3,401
\$200,000 or greater	310	1,751	4,059
Median HH Income	\$88,474	\$85,426	\$87,322
Average HH Income	\$120,011	\$116,236	\$121,684

HOUSEHOLDS	1 MILE	3 MILE	5 MILE
2000 Total Housing	655	6,702	15,790
2010 Total Households	1,604	10,329	21,376
2022 Total Households	2,519	15,021	30,488
2027 Total Households	2,771	16,394	32,933
2022 Average Household Size	2.12	2.40	2.53
2000 Owner Occupied Housing	470	4,466	10,524
2000 Renter Occupied Housing	123	1,386	3,314
2022 Owner Occupied Housing	917	8,444	20,218
2022 Renter Occupied Housing	1,601	6,576	10,271
2022 Vacant Housing	278	1,406	3,058
2022 Total Housing	2,797	16,427	33,546
2027 Owner Occupied Housing	973	9,007	21,588
2027 Renter Occupied Housing	1,798	7,387	11,345
2027 Vacant Housing	286	1,479	3,214
2027 Total Housing	3,057	17,873	36,147
2022-2027: Households: Growth Rate	9.65 %	8.80 %	7.75 %

Source: esri

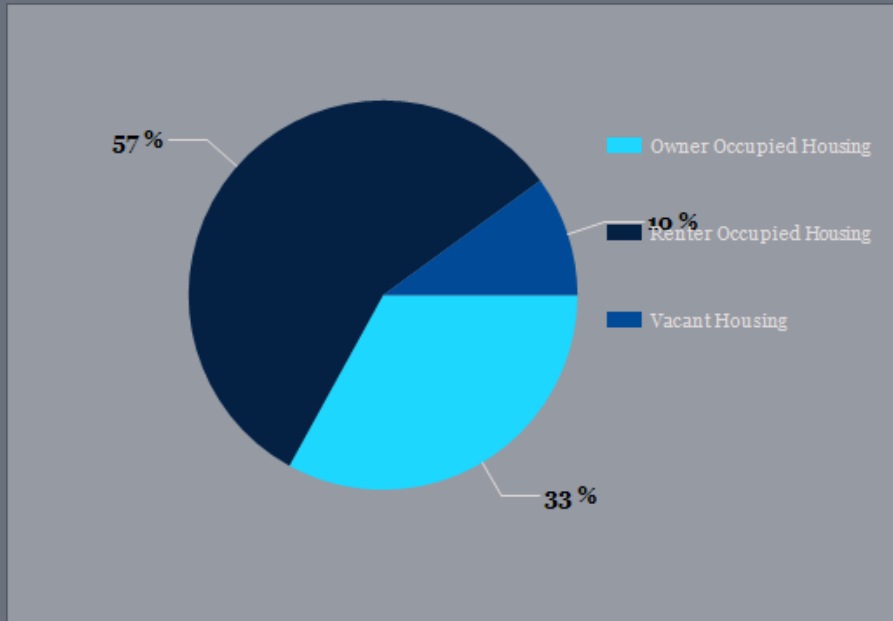
2022 POPULATION BY AGE	1 MILE	3 MILE	5 MILE
2022 Population Age 30-34	409	2,483	5,009
2022 Population Age 35-39	335	2,635	5,126
2022 Population Age 40-44	360	2,575	5,140
2022 Population Age 45-49	407	2,609	5,519
2022 Population Age 50-54	418	2,533	5,552
2022 Population Age 55-59	369	2,405	5,502
2022 Population Age 60-64	287	2,175	4,909
2022 Population Age 65-69	188	1,750	4,010
2022 Population Age 70-74	143	1,336	3,211
2022 Population Age 75-79	111	1,000	2,293
2022 Population Age 80-84	67	571	1,293
2022 Population Age 85+	88	486	1,170
2022 Population Age 18+	4,209	28,159	60,284
2022 Median Age	36	39	40

2022 INCOME BY AGE	1 MILE	3 MILE	5 MILE
Median Household Income 25-34	\$77,490	\$75,501	\$77,709
Average Household Income 25-34	\$106,317	\$98,694	\$103,673
Median Household Income 35-44	\$99,782	\$99,744	\$102,024
Average Household Income 35-44	\$128,328	\$124,105	\$130,177
Median Household Income 45-54	\$109,080	\$107,794	\$112,234
Average Household Income 45-54	\$140,587	\$139,458	\$149,019
Median Household Income 55-64	\$104,132	\$102,120	\$103,293
Average Household Income 55-64	\$139,464	\$138,045	\$142,701
Median Household Income 65-74	\$69,153	\$76,495	\$76,652
Average Household Income 65-74	\$98,624	\$106,355	\$108,521
Average Household Income 75+	\$66,146	\$74,075	\$76,217

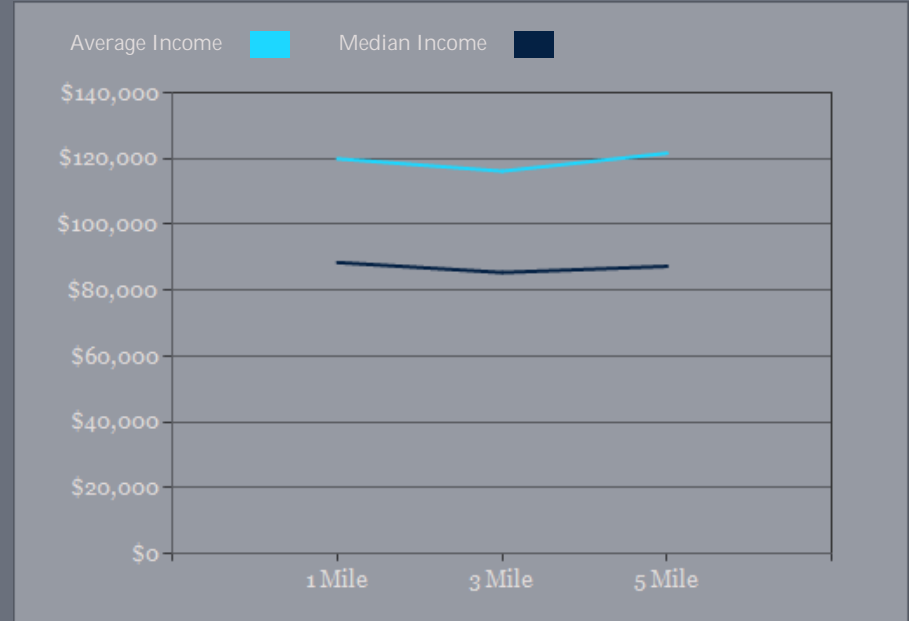
2027 POPULATION BY AGE	1 MILE	3 MILE	5 MILE
2027 Population Age 30-34	733	3,086	6,057
2027 Population Age 35-39	515	3,057	6,051
2027 Population Age 40-44	357	2,917	5,651
2027 Population Age 45-49	349	2,626	5,389
2027 Population Age 50-54	364	2,441	5,409
2027 Population Age 55-59	386	2,429	5,474
2027 Population Age 60-64	338	2,396	5,451
2027 Population Age 65-69	268	2,131	4,759
2027 Population Age 70-74	184	1,622	3,734
2027 Population Age 75-79	131	1,292	2,963
2027 Population Age 80-84	95	813	1,867
2027 Population Age 85+	100	588	1,388
2027 Population Age 18+	4,731	30,908	65,485
2027 Median Age	36	39	40

2027 INCOME BY AGE	1 MILE	3 MILE	5 MILE
Median Household Income 25-34	\$88,577	\$82,703	\$85,034
Average Household Income 25-34	\$132,049	\$115,085	\$120,040
Median Household Income 35-44	\$114,503	\$109,105	\$111,359
Average Household Income 35-44	\$154,804	\$142,744	\$148,251
Median Household Income 45-54	\$132,422	\$118,408	\$121,673
Average Household Income 45-54	\$167,304	\$156,202	\$163,916
Median Household Income 55-64	\$123,455	\$114,561	\$116,246
Average Household Income 55-64	\$168,868	\$158,070	\$163,062
Median Household Income 65-74	\$82,394	\$87,635	\$87,507
Average Household Income 65-74	\$122,518	\$123,676	\$127,565
Average Household Income 75+	\$79,117	\$89,741	\$94,401

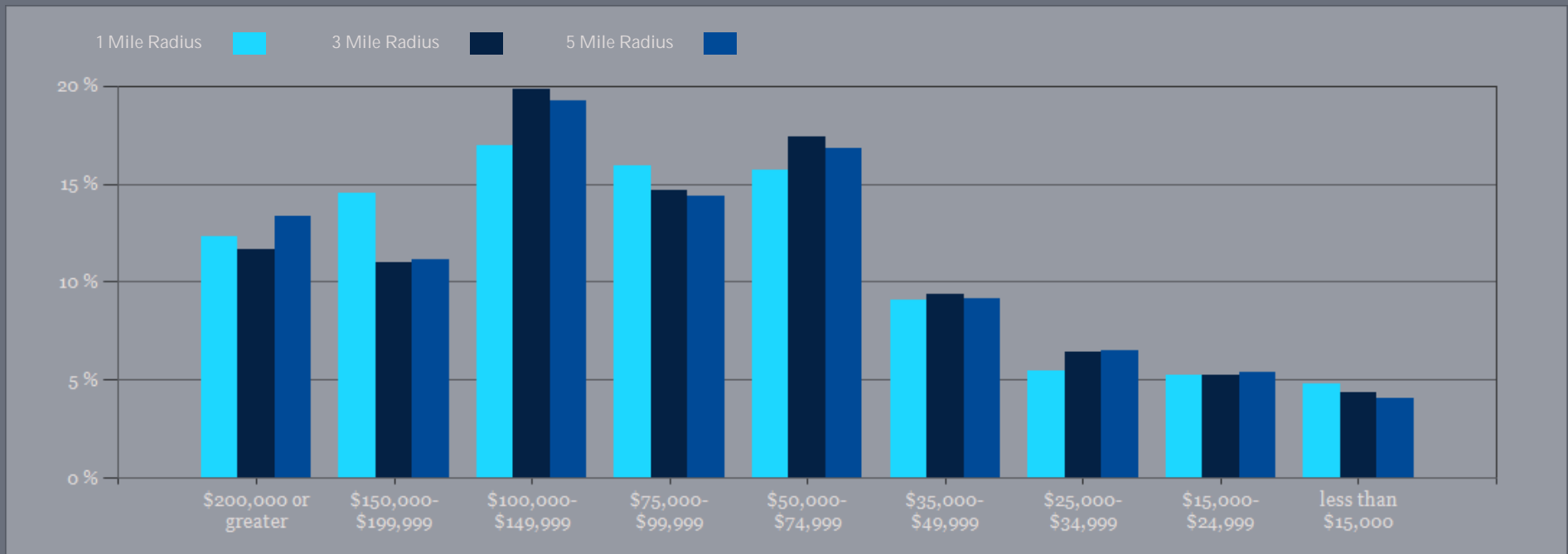
2022 Household Occupancy - 1 Mile Radius



2022 Household Income Average and Median



2022 Household Income



The Shoppes at the French Quarter

CONFIDENTIALITY and DISCLAIMER

The information contained in the following offering memorandum is proprietary and strictly confidential. It is intended to be reviewed only by the party receiving it from Ardor Commercial Advisors and it should not be made available to any other person or entity without the written consent of Ardor Commercial Advisors.

By taking possession of and reviewing the information contained herein the recipient agrees to hold and treat all such information in the strictest confidence. The recipient further agrees that recipient will not photocopy or duplicate any part of the offering memorandum. If you have no interest in the subject property, please promptly return this offering memorandum to Ardor Commercial Advisors. This offering memorandum has been prepared to provide summary, unverified financial and physical information to prospective purchasers, and to establish only a preliminary level of interest in the subject property.

The information contained herein is not a substitute for a thorough due diligence investigation. Ardor Commercial Advisors has not made any investigation, and makes no warranty or representation with respect to the income or expenses for the subject property, the future projected financial performance of the property, the size and square footage of the property and improvements, the presence or absence of contaminating substances, PCBs or asbestos, the compliance with local, state and federal regulations, the physical condition of the improvements thereon, or financial condition or business prospects of any tenant, or any tenant's plans or intentions to continue its occupancy of the subject property.

The information contained in this offering memorandum has been obtained from sources we believe reliable; however, Ardor Commercial Advisors has not verified, and will not verify, any of the information contained herein, nor has Ardor Commercial Advisors conducted any investigation regarding these matters and makes no warranty or representation whatsoever regarding the accuracy or completeness of the information provided. All potential buyers must take appropriate measures to verify all of the information set forth herein. Prospective buyers shall be responsible for their costs and expenses of investigating the subject property.

Ardor Commercial Advisors



Jim Pryor

Managing Partner
(704) 620-8745
jim@ardorcre.com
Lic: NC 300373 SC 10555



ARDOR COMMERCIAL
ADVISORS, LLC

<https://Ardorcre.com>

6230 Fairview Rd Suite 105, Charlotte, NC 28210