

**402 COUNTY RD 519**

**PHILLIPSBURG, NJ**

**AVAILABLE**



**9.7 ACRES**

## **TRUCK TERMINAL & MAINTENANCE SHOP**

### **PROPERTY HIGHLIGHTS**

<b>TOTAL</b>	<b>23,940 S.F.</b>
<b>OFFICE</b>	<b>3,940 S.F.</b>
<b>LOT SIZE</b>	<b>9.7 ACRES</b>
<b>LOADING</b>	<b>18 EXTERIOR DOORS</b>
	<b>4 (8 - 16X14) DRIVE THRU BAYS</b>
	<b>10 TAILGATE DOCKS - CROSS DOCKING</b>
<b>ACCESS</b>	<b>0.2 MILES TO US-22 &amp; 1 MILE TO I-78</b>



**PARANEE PROPERTY MANAGEMENT**

3471 Linden Street  
Bethlehem, PA 18017  
+1 610 657 9515

**JOSEPH PARANEE**


Broker / Principal  
paraneepropertymanagement@gmail.com  
jparanee@aol.com  
+1 610 657 9515





THIS DOCUMENT IS A MARKETING PIECE AND SHALL NOT BE DEEMED TO BE AN OFFER TO SELL OR LEASE, NOR IS IT INTENDED TO EMPLOY ANY OUTSIDE BROKER WITHOUT SUCH BROKER ENTERING INTO A WRITTEN BROKERAGE COMMISSION AGREEMENT ACCEPTABLE TO THE OWNER OR LESSOR AND ITS COUNSEL. ALTHOUGH ALL INFORMATION FURNISHED REGARDING PROPERTY FOR SALE, RENTAL OR FINANCING IS FROM SOURCES DEEMED RELIABLE, SUCH INFORMATION HAS NOT BEEN VERIFIED AND NO EXPRESS REPRESENTATION IS MADE NOR IS ANY TO BE IMPLIED AS TO THE ACCURACY THEREOF AND IT IS SUBMITTED SUBJECT TO ERRORS, OMISSIONS, CHANGE IN PRICE OR OTHER CONDITIONS, PRIOR SALE, LEASE, OR FINANCING OR WITHDRAWAL WITHOUT NOTICE.

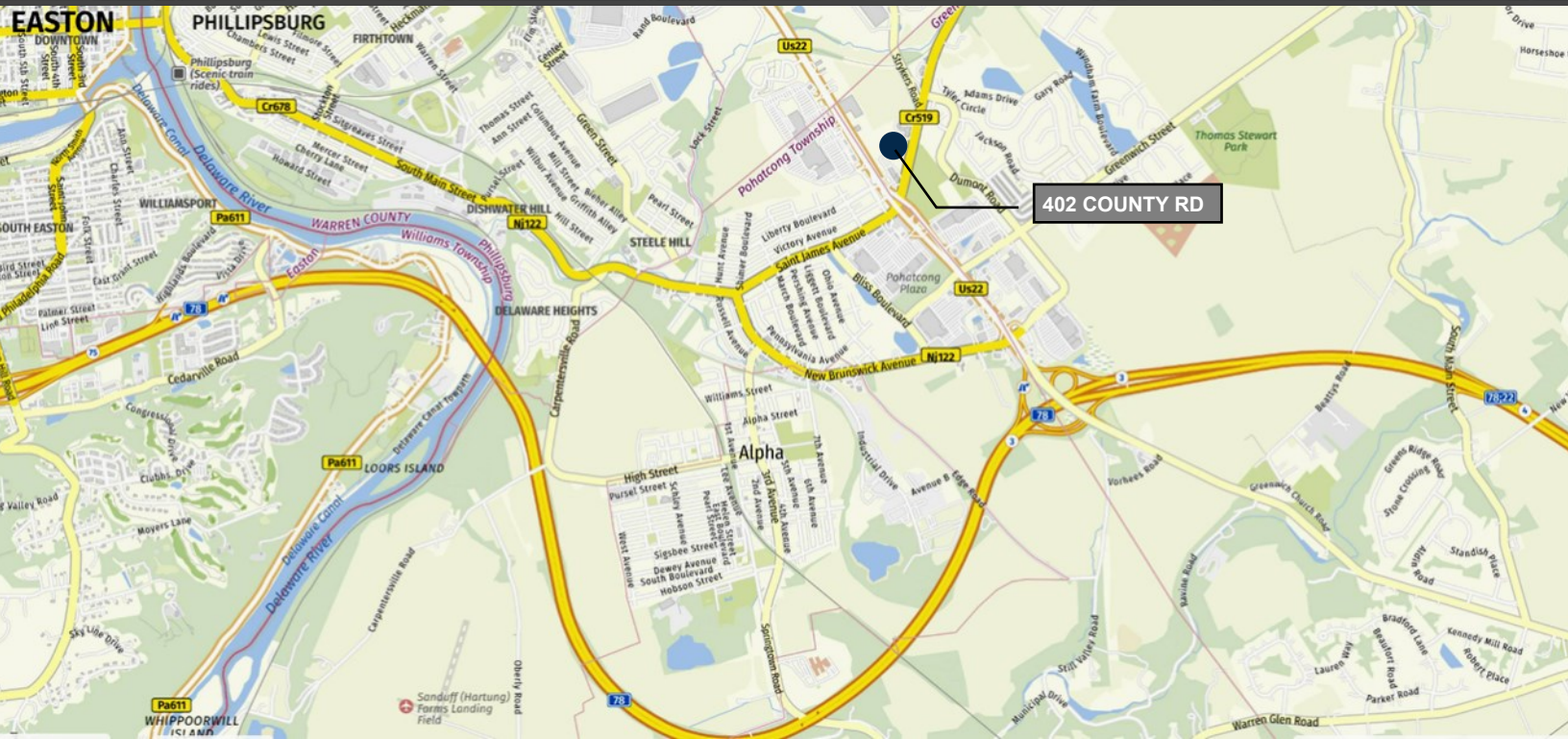






# 402 COUNTY RD 519

PHILLIPSBURG, NJ



67 MILES TO NYC, NY

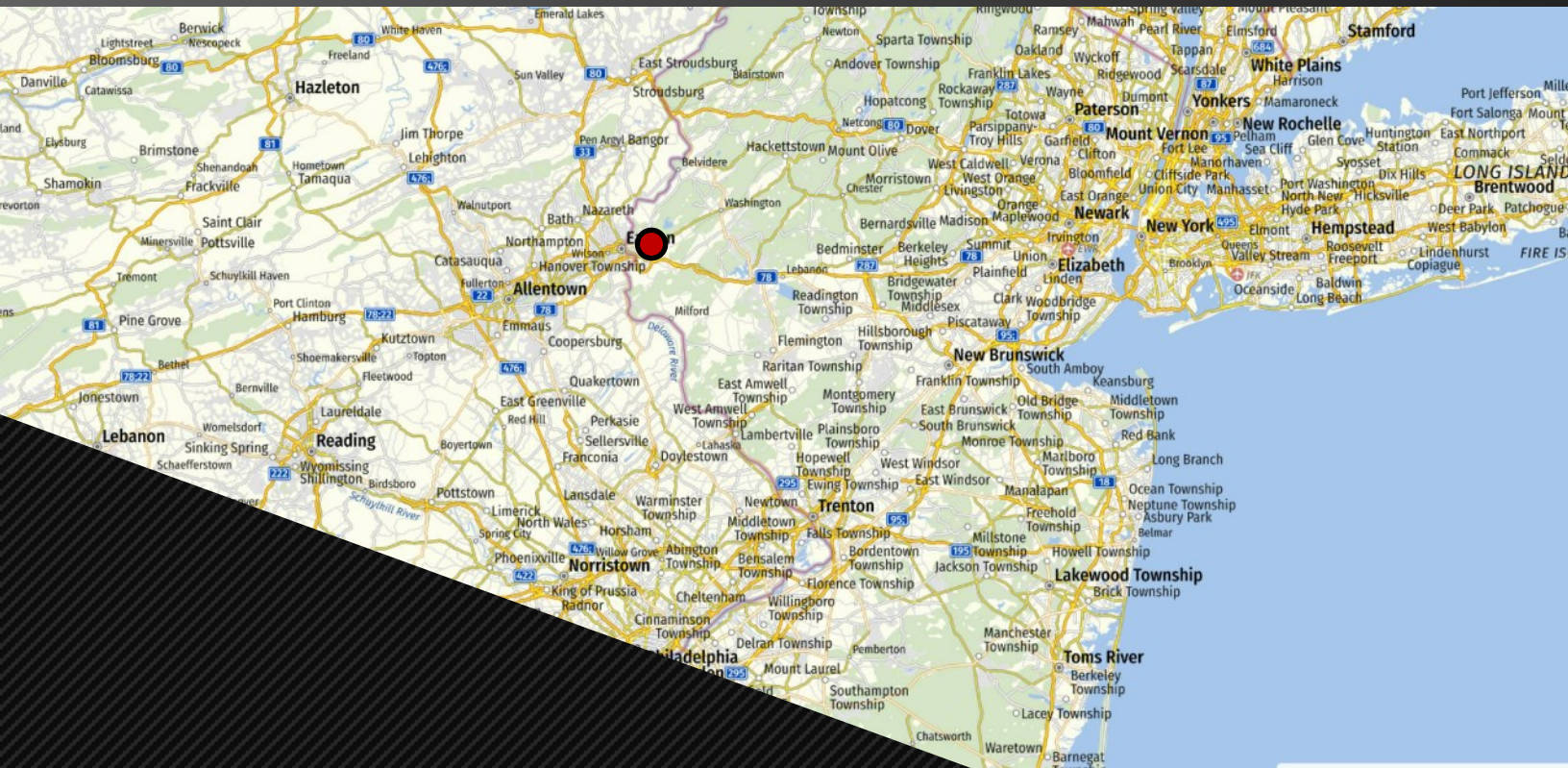
102 MILES TO HARRISBURG, PA

170 MILES TO BALTIMORE, MD

81 MILES TO PHILADELPHIA, PA

122 MILES TO LONG ISLAND, NY

300 MILES TO BOSTON, MA



PARANEE PROPERTY MANAGEMENT  
3471 Linden Street  
Bethlehem, PA 18017  
+1 610 657 9515

JOSEPH PARANEE  
Broker / Principal  
paraneepropertymanagement@gmail.com  
jparanee@aol.com  
+1 610 657 9515