




FOR LEASE (AVAILABLE 2/1/25)
\$35,000/mo, NNN

 **10,500±SF TOTAL**

DOCK 7,500± SF

- 21 loading positions plus ramp

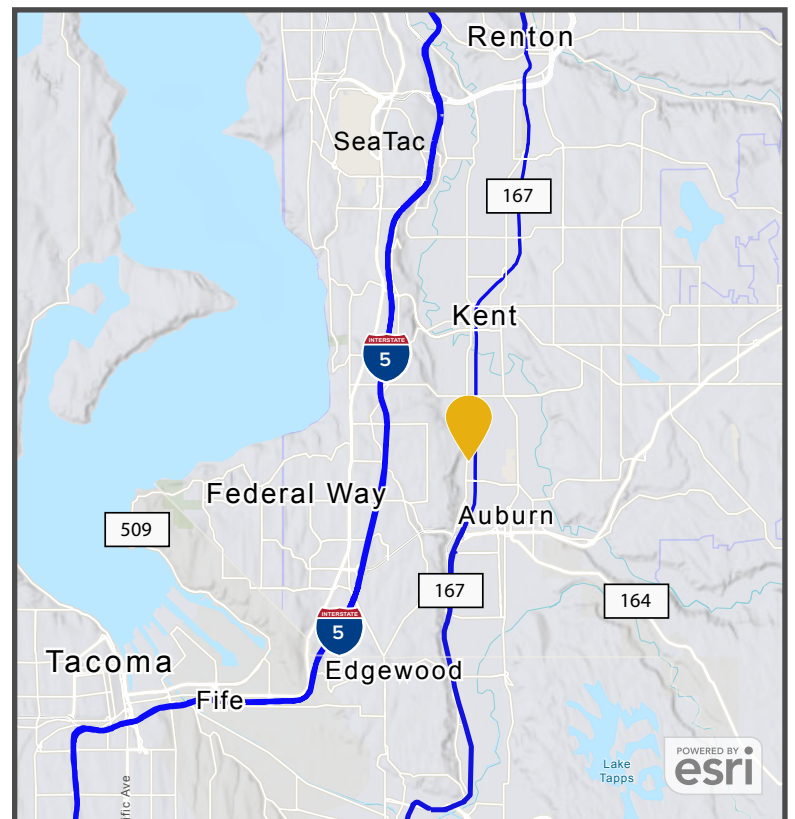
OFFICE 3,000± SF

 **SITE 2.3± ACRES IMPROVED**

- Fenced, asphalt paved, security lighting

 **LOCATION**

- Strategically located between the Port of Seattle and the Port of Tacoma with freeway visibility from SR-167
- Freeway access provided via the 15th St. NW interchange



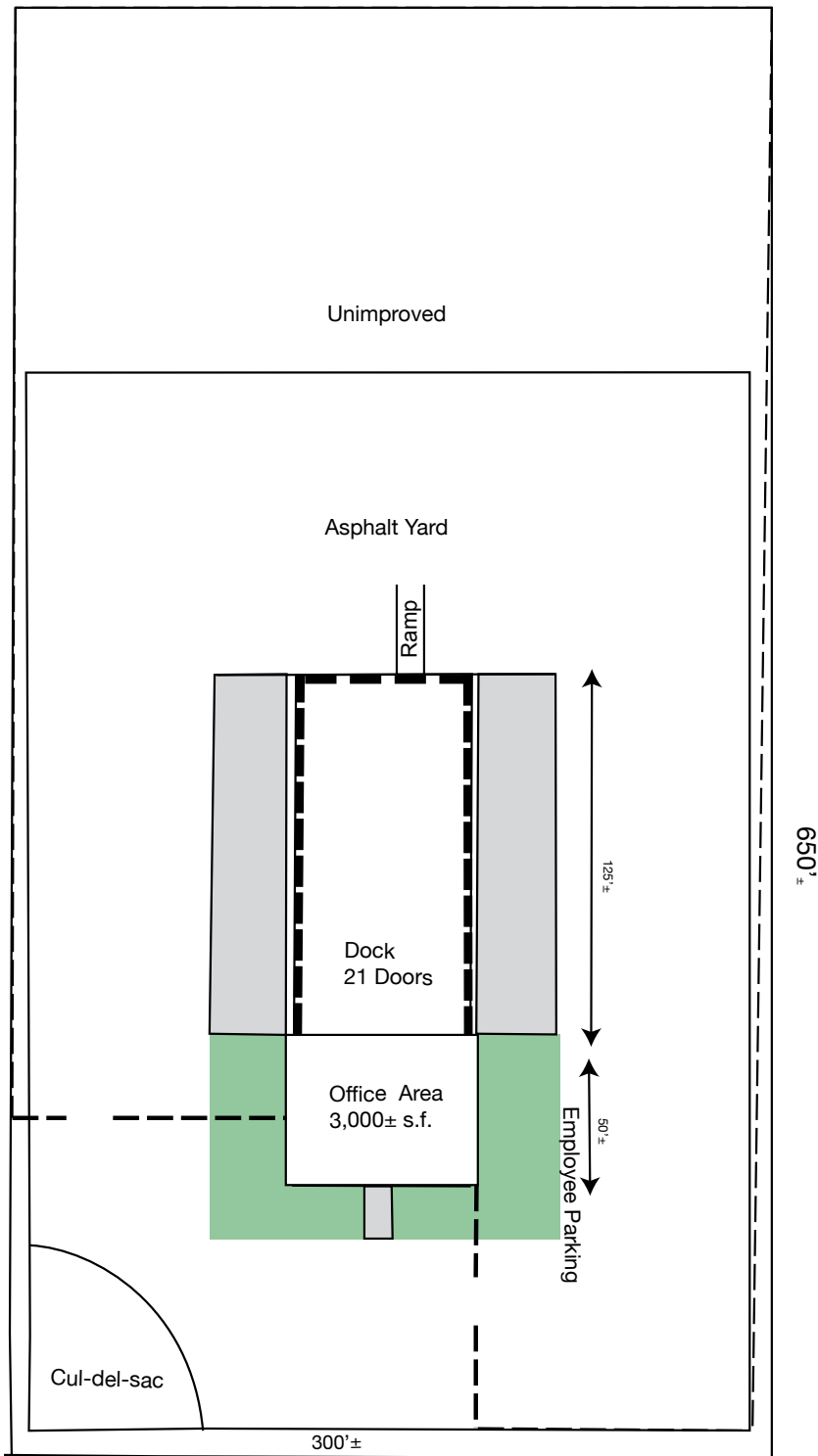
CONTACT US



Andrew Kemmerer
Broker
425.837.1500
akemmerer@burrtemkin.com

Garett Hall
Broker
360.259.8790
ghall@burrtemkin.com

380 Front Street South
Issaquah, WA 98027



Artist's Rendering not to scale

CONTACT US



Andrew Kemmerer
Broker
425.837.1500
akemmerer@burrtemkin.com

Garett Hall
Broker
360.259.8790
ghall@burrtemkin.com

380 Front Street South
Issaquah, WA 98027