

Property For Lease

512-520 Plaza Middle Country Road

512-520 Plaza Middle Country Road Coram, NY 11727



For More Information:

Devang Patel

Licensed Real Estate Salesperson
Douglas Elliman Commercial - Long Island
631.220.2860
devang.patel@elliman.com

 **Douglas Elliman**
Commercial

WWW.ELLIMANCOMMERCIAL.COM

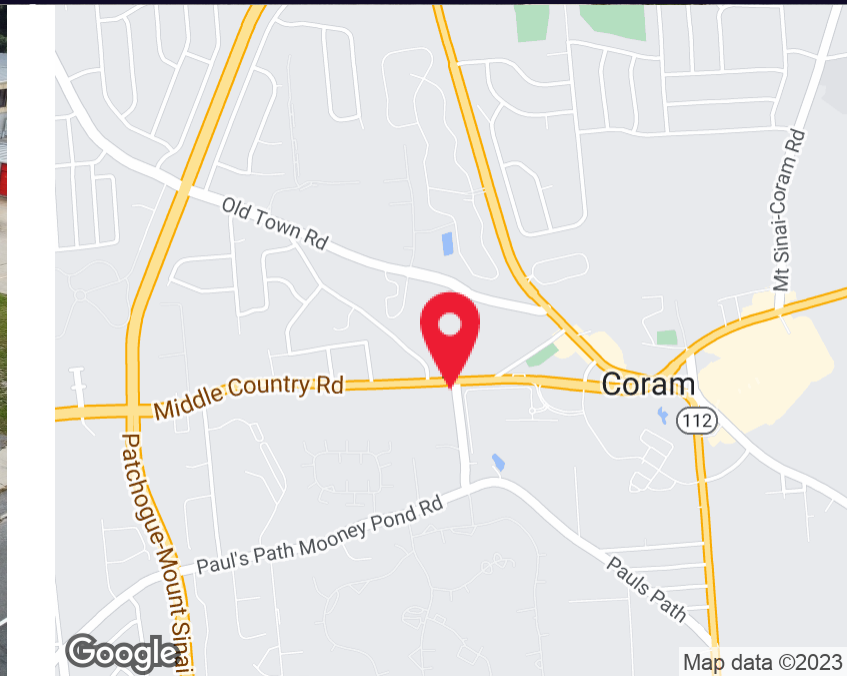
THE PROPERTY CONTAINED WITHIN THIS DOCUMENT IS BEING EXCLUSIVELY REPRESENTED BY DOUGLAS ELLIMAN REAL ESTATE COMMERCIAL DIVISION, 650 SMITHTOWN BYPASS STE. 117 SMITHTOWN, NY 11787 631 858-2405 © 2023 DOUGLAS ELLIMAN COMMERCIAL OF LI, L.L.C. ALL MATERIAL PRESENTED HEREIN IS INTENDED FOR INFORMATION PURPOSES ONLY. WHILE THIS INFORMATION IS BELIEVED TO BE CORRECT, IT IS REPRESENTED SUBJECT TO ERRORS, OMISSIONS, CHANGES OR WITHDRAWAL WITHOUT NOTICE. ALL PROPERTY INFORMATION, INCLUDING, BUT NOT LIMITED TO SQUARE FOOTAGE, ROOM COUNT, ZONING IN THE LISTING SHOULD BE VERIFIED BY YOUR OWN ATTORNEY, ARCHITECT OR ZONING EXPERT. IF YOUR PROPERTY IS CURRENTLY LISTED WITH ANOTHER REAL ESTATE BROKER, PLEASE DISREGARD THIS OFFER. IT IS NOT OUR INTENTION TO SOLICIT THE OFFERINGS OF OTHER REAL ESTATE BROKERS. WE COOPERATE WITH THEM FULLY. EQUAL HOUSING OPPORTUNITY.



Retail Property For Lease

512-520 Plaza Middle Country Road Coram, NY

11707



Offering Summary	
Lease Rate:	\$5,000.00 per month (Gross)
Building Size:	10,500 SF
Available SF:	1,138 - 3,475 SF
Lot Size:	0.55 Acres
Year Built:	1960
Zoning:	J2 Strip Center

Property Overview

10 year Gross or

Property Highlights

For More Information:

Devang Patel

Licensed Real Estate Salesperson
Douglas Elliman Commercial - Long Island
Licensed Real Estate Salesperson
631.220.2860
devang.patel@elliman.com



WWW.ELLIMANCOMMERCIAL.COM

THE PROPERTY CONTAINED WITHIN THIS DOCUMENT IS BEING EXCLUSIVELY REPRESENTED BY DOUGLAS ELLIMAN REAL ESTATE COMMERCIAL DIVISION, 650 SMITHTOWN BYPASS STE. 117 SMITHTOWN, NY 11787 631.858.2405 © 2023 DOUGLAS ELLIMAN COMMERCIAL OF LI, L.L.C. ALL MATERIAL PRESENTED HEREIN IS INTENDED FOR INFORMATION PURPOSES ONLY. WHILE THIS INFORMATION IS BELIEVED TO BE CORRECT, IT IS REPRESENTED SUBJECT TO ERRORS, OMISSIONS, CHANGES OR WITHDRAWAL WITHOUT NOTICE. ALL PROPERTY INFORMATION, INCLUDING, BUT NOT LIMITED TO SQUARE FOOTAGE, ROOM COUNT, ZONING IN THE LISTING SHOULD BE VERIFIED BY YOUR OWN ATTORNEY, ARCHITECT OR ZONING EXPERT. IF YOUR PROPERTY IS CURRENTLY LISTED WITH ANOTHER REAL ESTATE BROKER, PLEASE DISREGARD THIS OFFER. IT IS NOT OUR INTENTION TO SOLICIT THE OFFERINGS OF OTHER



Retail Property For Lease

512-520 Plaza Middle Country Road Coram, NY

11707



For More Information:

Devang Patel

Licensed Real Estate Salesperson
Douglas Elliman Commercial - Long Island
Licensed Real Estate Salesperson
631.220.2860
devang.patel@elliman.com



WWW.ELLIMANCOMMERCIAL.COM

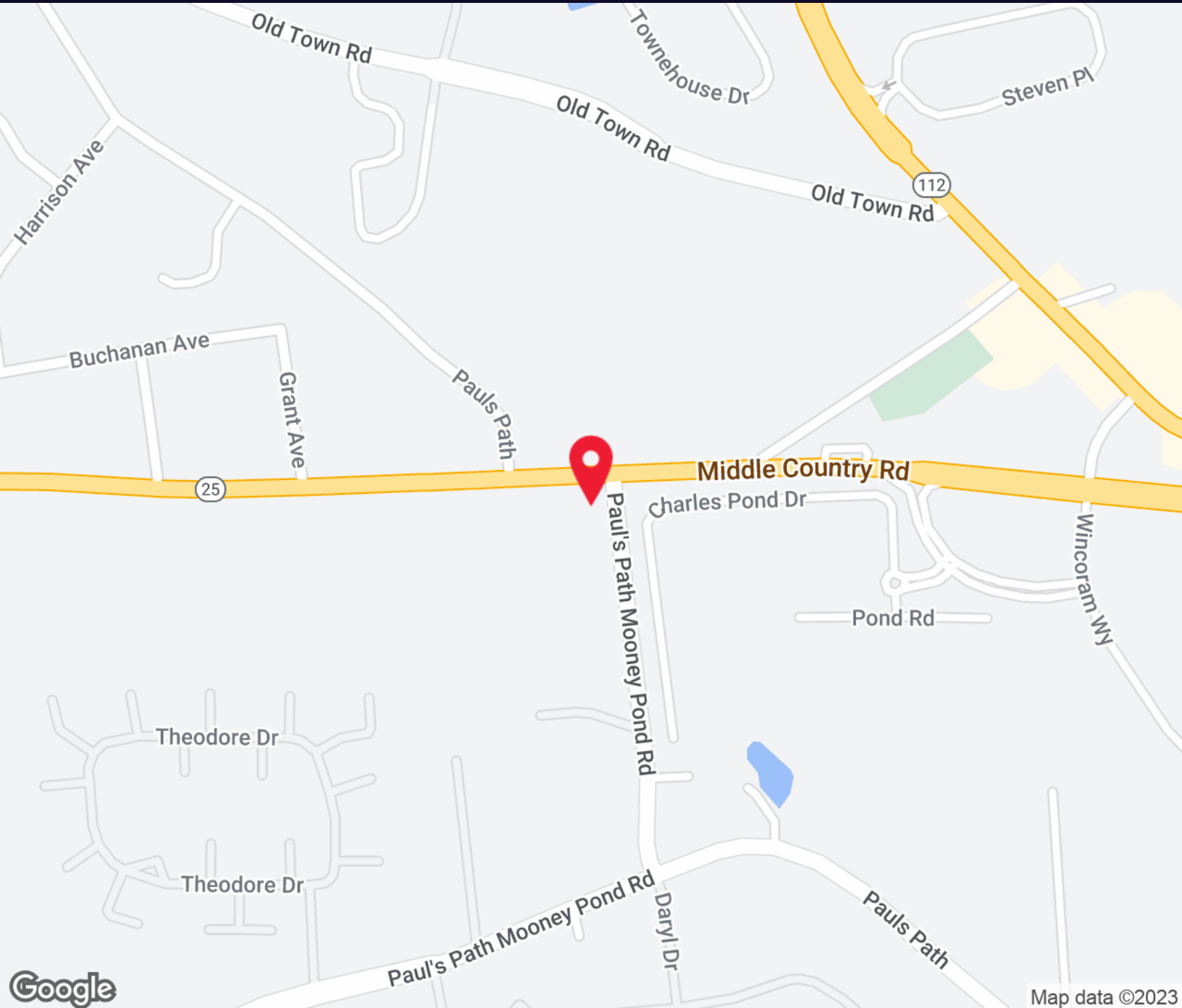
THE PROPERTY CONTAINED WITHIN THIS DOCUMENT IS BEING EXCLUSIVELY REPRESENTED BY DOUGLAS ELLIMAN REAL ESTATE COMMERCIAL DIVISION, 650 SMITHTOWN BYPASS STE. 117 SMITHTOWN, NY 11787 631.858.2405 © 2023 DOUGLAS ELLIMAN COMMERCIAL OF LI, L.L.C. ALL MATERIAL PRESENTED HEREIN IS INTENDED FOR INFORMATION PURPOSES ONLY. WHILE THIS INFORMATION IS BELIEVED TO BE CORRECT, IT IS REPRESENTED SUBJECT TO ERRORS, OMISSIONS, CHANGES OR WITHDRAWAL WITHOUT NOTICE. ALL PROPERTY INFORMATION, INCLUDING, BUT NOT LIMITED TO SQUARE FOOTAGE, ROOM COUNT, ZONING IN THE LISTING SHOULD BE VERIFIED BY YOUR OWN ATTORNEY, ARCHITECT OR ZONING EXPERT. IF YOUR PROPERTY IS CURRENTLY LISTED WITH ANOTHER REAL ESTATE BROKER, PLEASE DISREGARD THIS OFFER. IT IS NOT OUR INTENTION TO SOLICIT THE OFFERINGS OF OTHER



Retail Property For Lease

512-520 Plaza Middle Country Road Coram, NY

11707



For More Information:

[Devang Patel](#)

Licensed Real Estate Salesperson
Douglas Elliman Commercial - Long Island
Licensed Real Estate Salesperson
631.220.2860
devang.patel@elliman.com



WWW.ELLIMANCOMMERCIAL.COM

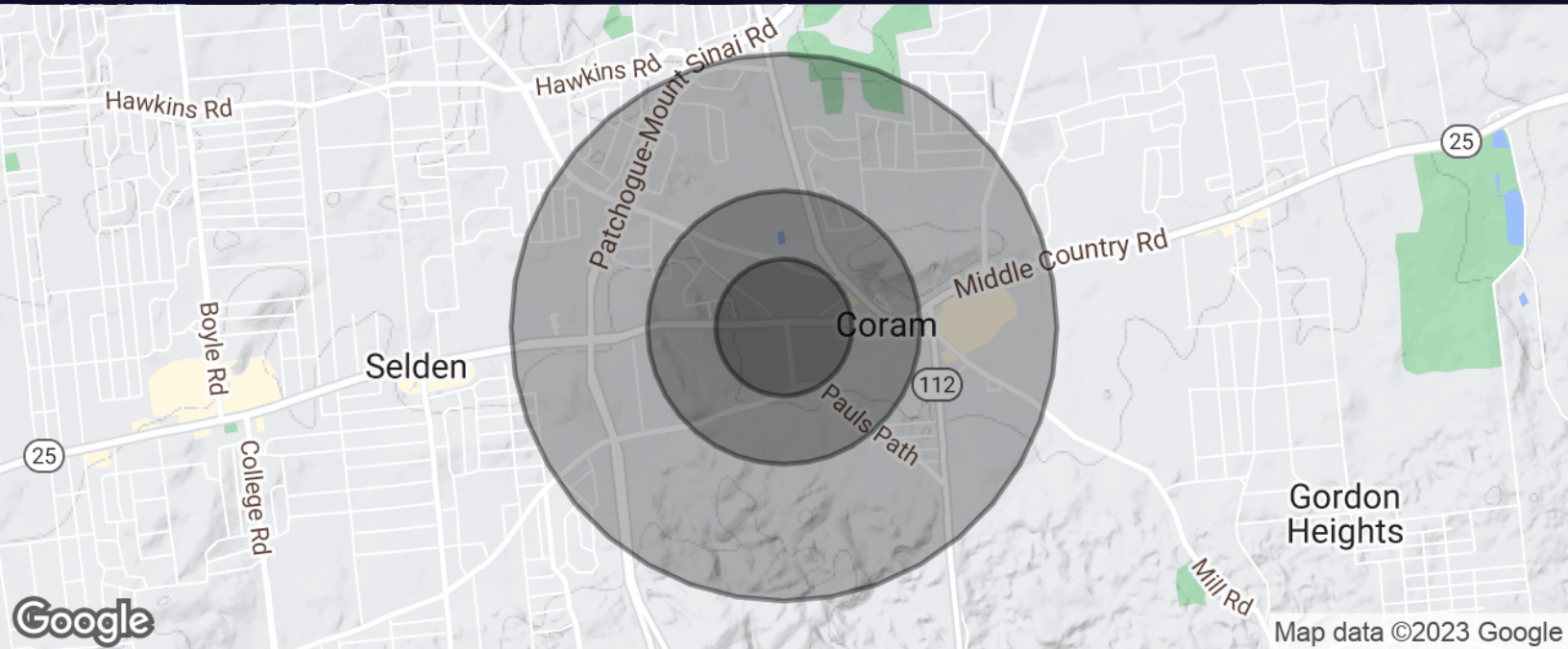
THE PROPERTY CONTAINED WITHIN THIS DOCUMENT IS BEING EXCLUSIVELY REPRESENTED BY DOUGLAS ELLIMAN REAL ESTATE COMMERCIAL DIVISION, 650 SMITHTOWN BYPASS STE. 117 SMITHTOWN, NY 11787 631.858.2405 © 2023 DOUGLAS ELLIMAN COMMERCIAL OF LI, L.L.C. ALL MATERIAL PRESENTED HEREIN IS INTENDED FOR INFORMATION PURPOSES ONLY. WHILE THIS INFORMATION IS BELIEVED TO BE CORRECT, IT IS REPRESENTED SUBJECT TO ERRORS, OMISSIONS, CHANGES OR WITHDRAWAL WITHOUT NOTICE. ALL PROPERTY INFORMATION, INCLUDING, BUT NOT LIMITED TO SQUARE FOOTAGE, ROOM COUNT, ZONING IN THE LISTING SHOULD BE VERIFIED BY YOUR OWN ATTORNEY, ARCHITECT OR ZONING EXPERT. IF YOUR PROPERTY IS CURRENTLY LISTED WITH ANOTHER REAL ESTATE BROKER, PLEASE DISREGARD THIS OFFER. IT IS NOT OUR INTENTION TO SOLICIT THE OFFERINGS OF OTHER



Retail Property For Lease

512-520 Plaza Middle Country Road Coram, NY

11707



Population	0.25 Miles	0.5 Miles	1 Mile
Total Population	961	3,526	13,168
Average Age	38.3	37.3	37.2
Average Age (Male)	37.6	35.9	34.7
Average Age (Female)	38.5	38.6	39.4

Households & Income	0.25 Miles	0.5 Miles	1 Mile
Total Households	308	1,170	4,639
# of Persons per HH	3.1	3.0	2.8
Average HH Income	\$101,943	\$95,049	\$92,867
Average House Value	\$317,330	\$318,983	\$328,872

For More Information:

[Devang Patel](#)

Licensed Real Estate Salesperson
 Douglas Elliman Commercial - Long Island
 Licensed Real Estate Salesperson
 631.220.2860
devang.patel@elliman.com



WWW.ELLIMANCOMMERCIAL.COM

THE PROPERTY CONTAINED WITHIN THIS DOCUMENT IS BEING EXCLUSIVELY REPRESENTED BY DOUGLAS ELLIMAN REAL ESTATE COMMERCIAL DIVISION, 650 SMITHTOWN BYPASS STE. 117 SMITHTOWN, NY 11787 631.858.2405 © 2023 DOUGLAS ELLIMAN COMMERCIAL OF LI, L.L.C. ALL MATERIAL PRESENTED HEREIN IS INTENDED FOR INFORMATION PURPOSES ONLY. WHILE THIS INFORMATION IS BELIEVED TO BE CORRECT, IT IS REPRESENTED SUBJECT TO ERRORS, OMISSIONS, CHANGES OR WITHDRAWAL WITHOUT NOTICE. ALL PROPERTY INFORMATION, INCLUDING, BUT NOT LIMITED TO SQUARE FOOTAGE, ROOM COUNT, ZONING IN THE LISTING SHOULD BE VERIFIED BY YOUR OWN ATTORNEY, ARCHITECT OR ZONING EXPERT. IF YOUR PROPERTY IS CURRENTLY LISTED WITH ANOTHER REAL ESTATE BROKER, PLEASE DISREGARD THIS OFFER. IT IS NOT OUR INTENTION TO SOLICIT THE OFFERINGS OF OTHER

WE ARE COMMERCIAL REAL ESTATE

Commercial real estate involves more than just property listings. To get the most effective results, you need to partner with a company that has a full complement of services and an in-depth team of professionals to help with all of your needs. Douglas Elliman's team of commercial real estate experts is committed to unrivaled performance standards when working with tenants, investors, purchasers and owners. We represent all major property types including office, industrial, retail, apartment and land. We treat each other each assignment with commitment and focus, from a single transaction in a local market to national and multi-market assignments. We help negotiate contracts, coordinate construction and provide both property management as well as ongoing advisory service to satisfy your changing real estate needs. Our breadth of market knowledge, unprecedented network and use of innovative technology extend to all types of property transactions.

For More Information:

Devang Patel

Licensed Real Estate Salesperson

631.220.2860

devang.patel@elliman.com

Office: 631.858.2405

Fax: 631.543.0851

550 Smithtown Bypass

Smithtown, NY 11787