



**PINNACLE
REALTY**
OF NEW YORK, LLC

EXCLUSIVE LISTING

FOR LEASE



1236 ATLANTIC AVENUE

BROOKLYN, NY 11216

**Prime
4,350 Sq. Ft.
Ground Floor
Space Warehouse/
Commercial/Retail**

Type

Warehouse / Retail / Industrial



SQUARE FOOT

4,350_{RSF}



ZONING

M1-1



CLEAR HEIGHT

18'



PARCEL ID

1200

BLOCK



LOADING

**1 DRIVE-IN AND SIDE DOOR
ENTRANCE**



21

LOT

PRICE

Upon Request


718-784-8282 / PINNACLERENY.COM

All information is from sources deemed reliable and is submitted subject to errors, omission, changes of price or other conditions, prior sale, rent and withdrawal without notice.

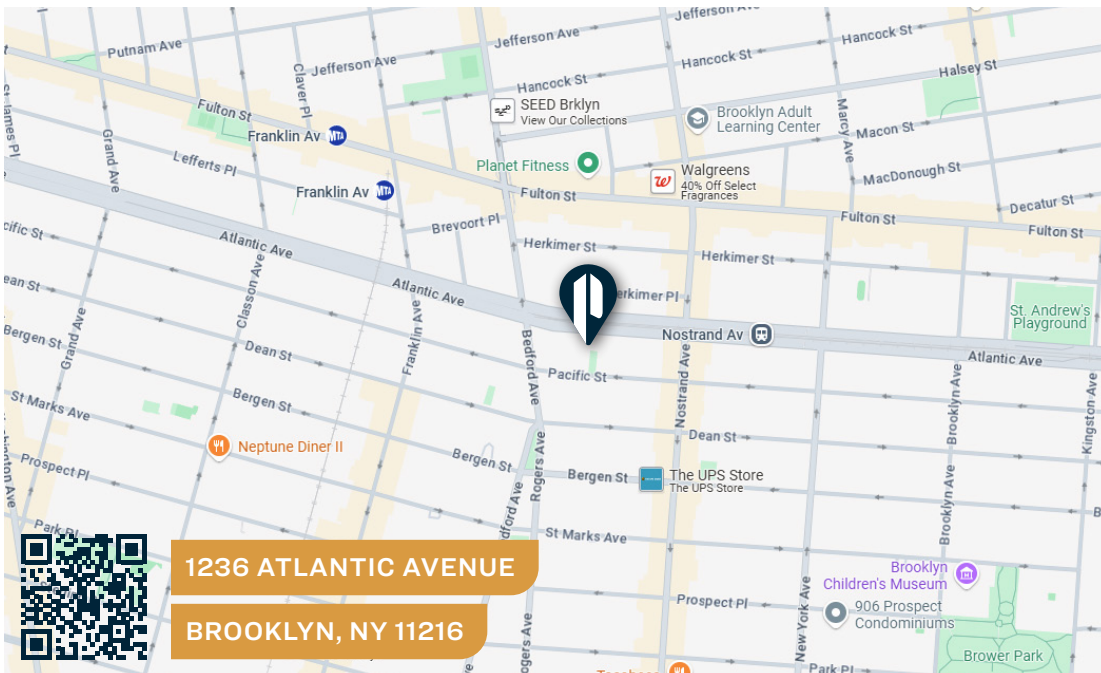
Property Overview

Features

- 4,350 Sq. Ft.
- 18 Ft. Ceiling Height
- Drive-In Door 14' x 10'
- Natural Light From Both Front & Rear
- 400 Amps/3-Phase Electric
- Gas Heat
- Column Free
- One Drive-In and Side-Door Entrance
- 43 Ft. Frontage



INTERIOR




1236 ATLANTIC AVENUE

BROOKLYN, NY 11216




TRANSPORTATION

A C FRANKLIN AVENUE

 ATLANTIC AVE
LINDEN BLVD
EASTERN PKWY

 LIRR: NOSTRAND AVENUE

 B49: BEDFORD AVE / ATLANTIC AVE



718-784-8282 / PINNACLERENY.COM

All information is from sources deemed reliable and is submitted subject to errors, omission, changes of price or other conditions, prior sale, rent and withdrawal without notice.

