

LIMITED TIME OFFER! INTRODUCTORY RATE OF \$1.25 SF/MO (NNN)\*

\*FOR 38+ MONTH TERM



# PATRICK AIRPORT CENTER

2700 & 2710 E. PATRICK LANE, 6012 & 6038 TOPAZ STREET, 6035 & 6045 HARRISON DRIVE, LAS VEGAS, NEVADA 89120

**ALEX STANISIC, SIOR**

702.528.6127

alex.stanisic@cbre.com

S.0179950

**KYLE KIRCHMEIER**

206.734.9562

kyle.kirchmeier@cbre.com

S.0197013

**MIKE WILLMORE, MEMBER ASSOCIATE,**

SOCIETY OF INDUSTRIAL AND OFFICE REALTORS®

702.343.0551

mike.willmore@cbre.com

S.0183520

## PROPERTY FEATURES

- Located just North of Sunset Road between Eastern Avenue and Pecos Road
- 142,451 SF project on 8.51 acres
- Fully built-out & move-in ready units from 2,580 SF
- Prime airport location
- Grade-level truck loading
- 120/208v, 3-phase power
- Column spacing at 35'x45'
- 20' minimum clear height
- Single story office/warehouse spaces
- Fluorescent Lighting & Skylight in Warehouse
- IP- Industrial Park Zoning (Clark County)
- Evap-cooled warehouse
- 100% HVAC in some units
- 387 parking spaces (2.72:1000)
- Fire sprinklers at .21 per 1,500 SF

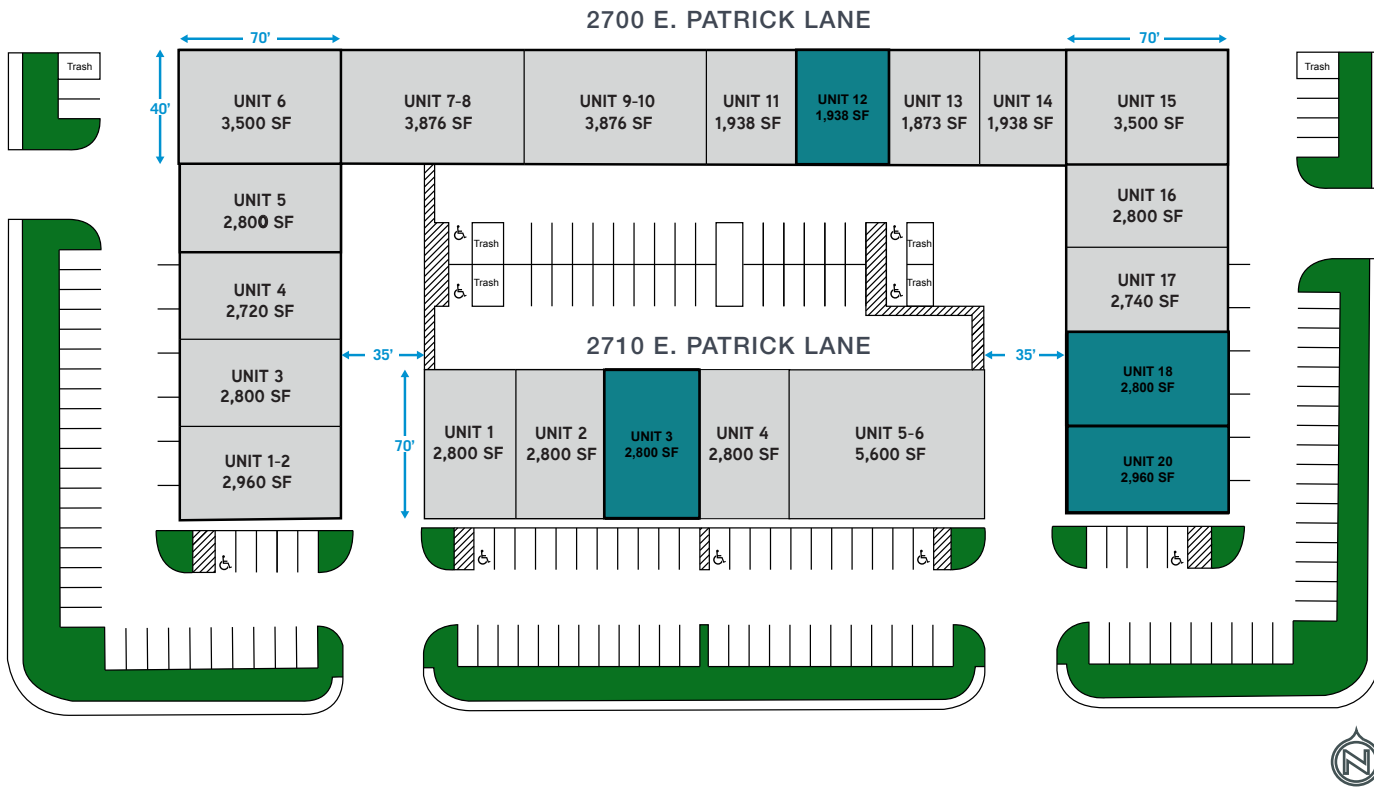


The information contained herein is believed to be accurate but is not warranted as to its accuracy and may change or be updated without notice. Seller or landlord makes no representation as to the environmental condition of the property and recommends purchaser's or tenant's independent investigation.



# PATRICK AIRPORT CENTER

SITE PLAN - 2700 & 2710 E. PATRICK LANE



## FOR MORE INFORMATION

**ALEX STANISIC, SIOR**  
 702.528.6127  
 alex.stanisic@cbre.com  
 S.0179950

**KYLE KIRCHMEIER**  
 206.734.9562  
 kyle.kirchmeier@cbre.com  
 S.0197013

**MIKE WILLMORE, MEMBER ASSOCIATE,**  
 SOCIETY OF INDUSTRIAL AND OFFICE REALTORS®  
 702.343.0551  
 mike.willmore@cbre.com  
 S.0183520

**LAUREN WILLMORE, MEMBER ASSOCIATE,**  
 SOCIETY OF INDUSTRIAL AND OFFICE REALTORS®  
 702.290.7920  
 lauren.willmore@cbre.com  
 S.0188698

## AVAILABILITIES

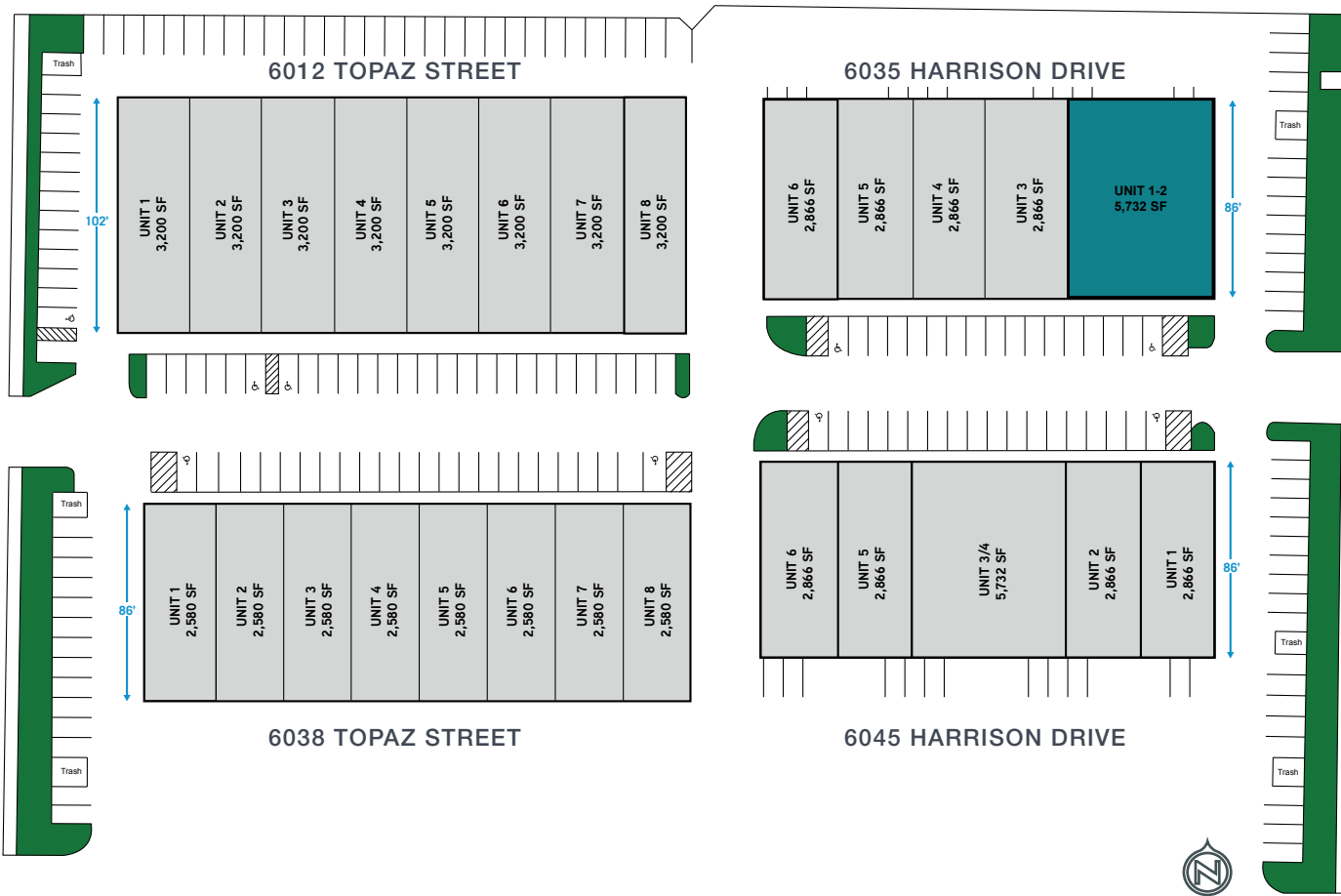
AVAILABLE  OCCUPIED

BUILDING	SUITE	TOTAL SF	OFFICE SF	AVAILABLE
2700	12	1,938	528	Now Available!
2700	18	2,800	1,041	Now Available!
2700	20	2,960	1,392	Available June 2026
2710	3	2,800	990	Now Available!



# PATRICK AIRPORT CENTER

SITE PLAN - 6012 & 6038 TOPAZ STREET, 6035 & 6045 HARRISON DRIVE



## FOR MORE INFORMATION

**ALEX STANISIC, SIOR**  
702.528.6127  
alex.stanisic@cbre.com  
S.0179950

**KYLE KIRCHMEIER**  
206.734.9562  
kyle.kirchmeier@cbre.com  
S.0197013

**MIKE WILLMORE, MEMBER ASSOCIATE,**  
SOCIETY OF INDUSTRIAL AND OFFICE REALTORS®  
702.343.0551  
mike.willmore@cbre.com  
S.0183520

**LAUREN WILLMORE, MEMBER ASSOCIATE,**  
SOCIETY OF INDUSTRIAL AND OFFICE REALTORS®  
702.290.7920  
lauren.willmore@cbre.com  
S.0188698

## AVAILABILITIES

AVAILABLE  OCCUPIED

BUILDING	SUITE	TOTAL SF	OFFICE SF	AVAILABLE
6035	1-2	5,732	837	Available May 2026

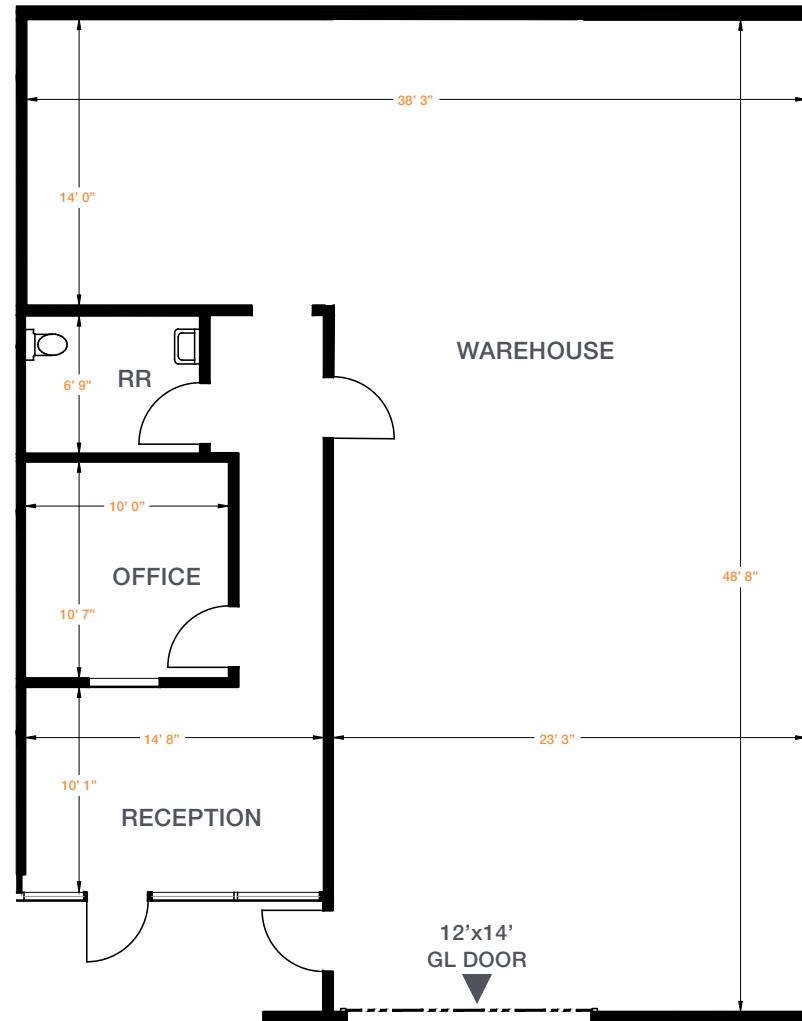


# PATRICK AIRPORT CENTER



## 2700 E. PATRICK LANE SUITE 12 - 1,938 SF

- 528 SF HVAC Office
- 1,410 SF Evap-Cooled Warehouse
- Reception
- One (1) Restroom
- One (1) Private Office
- One (1) 12' x 14' grade-level roll-up door
- CAMs: \$0.41/SF
- Introductory Lease Rate: \$1.25/SF (NNN)
- Total Monthly (Year One): \$3,217.08
- Now Available!



▲ = Grade Level Door

For illustration purposes only. Not to scale.



## FOR MORE INFORMATION

### ALEX STANISIC, SIOR

702.528.6127  
alex.stanisic@cbre.com  
S.0179950

### KYLE KIRCHMEIER

206.734.9562  
kyle.kirchmeier@cbre.com  
S.0197013

### MIKE WILLMORE, MEMBER ASSOCIATE,

SOCIETY OF INDUSTRIAL AND OFFICE REALTORS®  
702.343.0551  
mike.willmore@cbre.com  
S.0183520

### LAUREN WILLMORE, MEMBER ASSOCIATE,

SOCIETY OF INDUSTRIAL AND OFFICE REALTORS®  
702.290.7920  
lauren.willmore@cbre.com  
S.0188698

**PATRICK AIRPORT CENTER**  
2700 & 2710 E. PATRICK LANE  
6012 & 6038 TOPAZ STREET  
6035 & 6045 HARRISON DRIVE  
LAS VEGAS, NV 89120

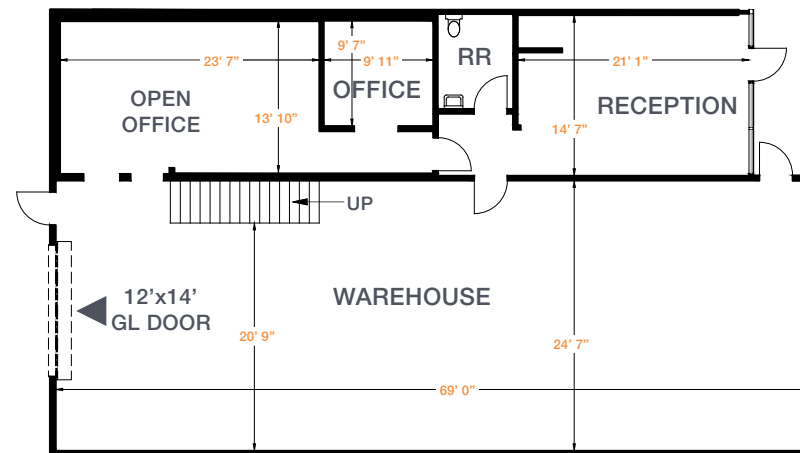
# CBRE

# PATRICK AIRPORT CENTER



## 2700 E. PATRICK LANE SUITE 18 - 2,800 SF

- 1,041 SF HVAC Office
- 1,759 SF Evap-Cooled Warehouse
- Reception
- Open Office
- One (1) Restroom
- One (1) Private Office
- Second-story Storage
- One (1) 12' x 14' Grade-level Roll-up Door
- CAMs: \$0.41/SF
- Introductory Lease Rate: \$1.25/SF (NNN)
- Total Monthly (Year One): \$4,648.00
- Now Available!



▲ = Grade Level Door

For illustration purposes only. Not to scale.

## FOR MORE INFORMATION

### ALEX STANISIC, SIOR

702.528.6127  
alex.stanisic@cbre.com  
S.0179950

### KYLE KIRCHMEIER

206.734.9562  
kyle.kirchmeier@cbre.com  
S.0197013

### MIKE WILLMORE, MEMBER ASSOCIATE,

SOCIETY OF INDUSTRIAL AND OFFICE REALTORS®  
702.343.0551  
mike.willmore@cbre.com  
S.0183520

### LAUREN WILLMORE, MEMBER ASSOCIATE,

SOCIETY OF INDUSTRIAL AND OFFICE REALTORS®  
702.290.7920  
lauren.willmore@cbre.com  
S.0188698

**PATRICK AIRPORT CENTER**  
2700 & 2710 E. PATRICK LANE  
6012 & 6038 TOPAZ STREET  
6035 & 6045 HARRISON DRIVE  
LAS VEGAS, NV 89120



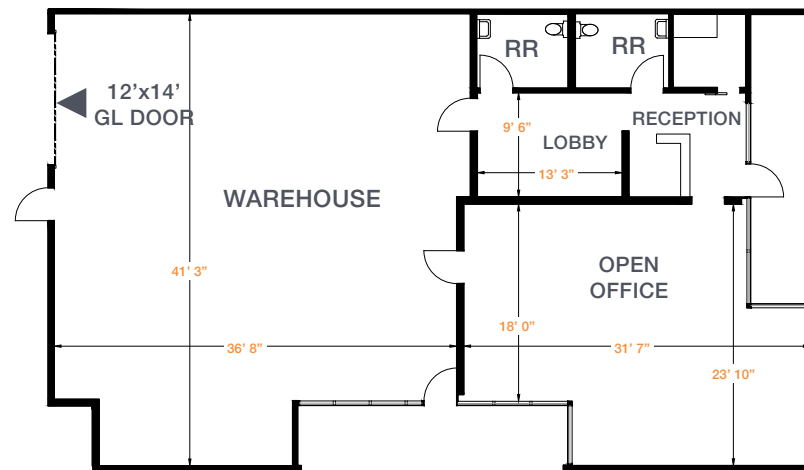
# CBRE

# PATRICK AIRPORT CENTER



## 2700 E. PATRICK LANE SUITE 20 - 2,960 SF

- 1,932 SF HVAC Office
- 1,568 SF Evap-Cooled Warehouse
- Reception
- Lobby
- Large Open Office Area
- Two (2) Restrooms
- One (1) 12' x 14' Grade-level Roll-up Door
- CAMs: \$0.41/SF
- Introductory Lease Rate: \$1.25/SF (NNN)
- Total Monthly (Year One): \$4,913.60
- Available June 2026



▲ = Grade Level Door



For illustration purposes only. Not to scale.

## FOR MORE INFORMATION

### ALEX STANISIC, SIOR

702.528.6127  
alex.stanisic@cbre.com  
S.0179950

### KYLE KIRCHMEIER

206.734.9562  
kyle.kirchmeier@cbre.com  
S.0197013

### MIKE WILLMORE, MEMBER ASSOCIATE, SOCIETY OF INDUSTRIAL AND OFFICE REALTORS®

702.343.0551  
mike.willmore@cbre.com  
S.0183520

### LAUREN WILLMORE, MEMBER ASSOCIATE, SOCIETY OF INDUSTRIAL AND OFFICE REALTORS®

702.290.7920  
lauren.willmore@cbre.com  
S.0188698

**PATRICK AIRPORT CENTER**  
2700 & 2710 E. PATRICK LANE  
6012 & 6038 TOPAZ STREET  
6035 & 6045 HARRISON DRIVE  
LAS VEGAS, NV 89120

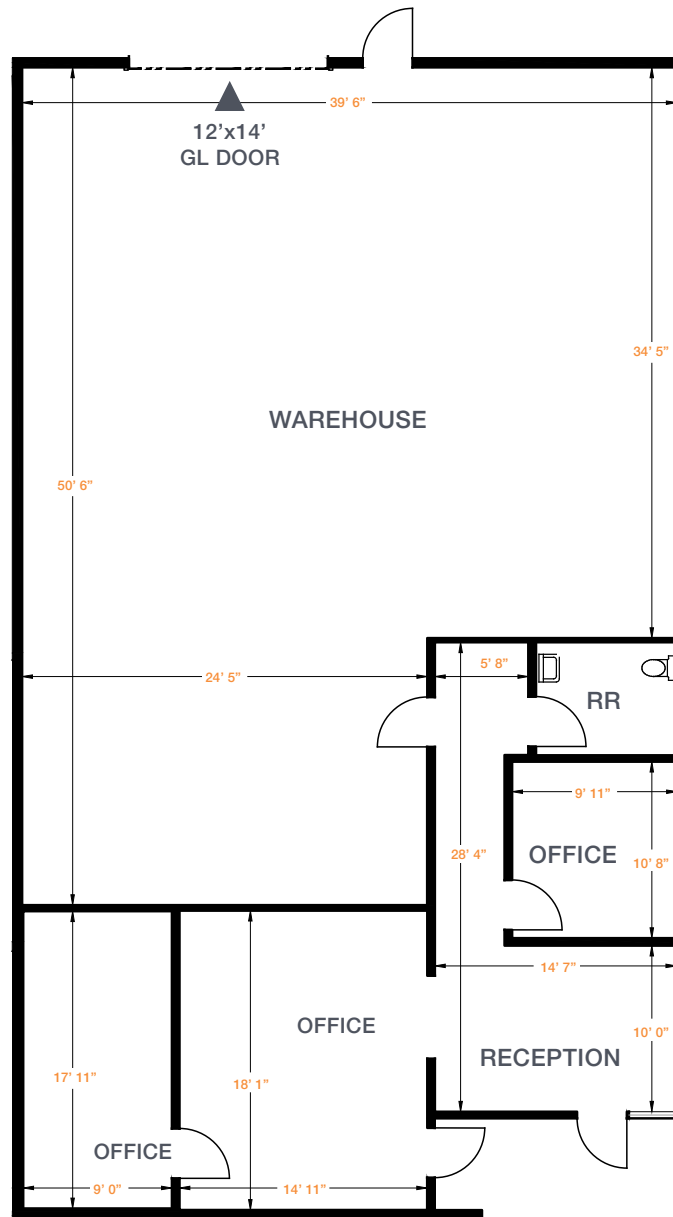
# CBRE

# PATRICK AIRPORT CENTER



## 2710 E. PATRICK LANE SUITE 3 - 2,800 SF

- 990 SF HVAC Office
- 1,810 SF Evap-Cooled Warehouse
- Reception
- One (1) Restroom
- Three (3) Private Offices
- One (1) 12' x 14' Grade-level Roll-up Door
- CAMs: \$0.41/SF
- Introductory Lease Rate: \$1.25/SF (NNN)
- Total Monthly (Year One): \$4,648.00
- Now Available!



▲ = Grade Level Door

For illustration purposes only. Not to scale.



## FOR MORE INFORMATION

### ALEX STANISIC, SIOR

702.528.6127  
alex.stanisic@cbre.com  
S.0179950

### KYLE KIRCHMEIER

206.734.9562  
kyle.kirchmeier@cbre.com  
S.0197013

### MIKE WILLMORE, MEMBER ASSOCIATE,

SOCIETY OF INDUSTRIAL AND OFFICE REALTORS®  
702.343.0551  
mike.willmore@cbre.com  
S.0183520

### LAUREN WILLMORE, MEMBER ASSOCIATE,

SOCIETY OF INDUSTRIAL AND OFFICE REALTORS®  
702.290.7920  
lauren.willmore@cbre.com  
S.0188698

**PATRICK AIRPORT CENTER**  
2700 & 2710 E. PATRICK LANE  
6012 & 6038 TOPAZ STREET  
6035 & 6045 HARRISON DRIVE  
LAS VEGAS, NV 89120

# CBRE



# AERIAL MAP



## DISTANCES TO:

I-15 Freeway	5.2 miles
Harry Reid Int'l Airport	2.9 miles
Las Vegas Strip	4.9 miles
I-215 Interchange	2.5 miles

### ALEX STANISIC, SIOR

702.528.6127  
alex.stanisic@cbre.com  
S.0179950

### KYLE KIRCHMEIER

206.734.9562  
kyle.kirchmeier@cbre.com  
S.0197013

### MIKE WILLMORE, MEMBER ASSOCIATE,

SOCIETY OF INDUSTRIAL AND OFFICE REALTORS®  
702.343.0551  
mike.willmore@cbre.com  
S.0183520

### LAUREN WILLMORE, MEMBER ASSOCIATE,

SOCIETY OF INDUSTRIAL AND OFFICE REALTORS®  
702.290.7920  
lauren.willmore@cbre.com  
S.0188698

### PATRICK AIRPORT CENTER

2700 & 2710 E. PATRICK LANE  
6012 & 6038 TOPAZ STREET  
6035 & 6045 HARRISON DRIVE  
LAS VEGAS, NV 89120

