

201 Loop 337 - Howard Johnson Inn - MSA Austin/San Antonio



Location: **Howard Johnson Inn - MSA Austin/San Antonio**
Comal County Cluster
Comal County Submarket
Comal County
NEW BRAUNFELS, TX 78130

Building Type: **Hospitality/Hotel**

Status: **Built 1985, Renov 2018**

Stories: **2**

RBA: **16,064 SF**

Typical Floor: **8,032 SF**

Total Avail: **No Spaces Currently Available**

% Leased: **0%**

Developer: -
Management: -
Recorded Owner: -

Expenses: **2020 Tax @ \$1.37/sf**

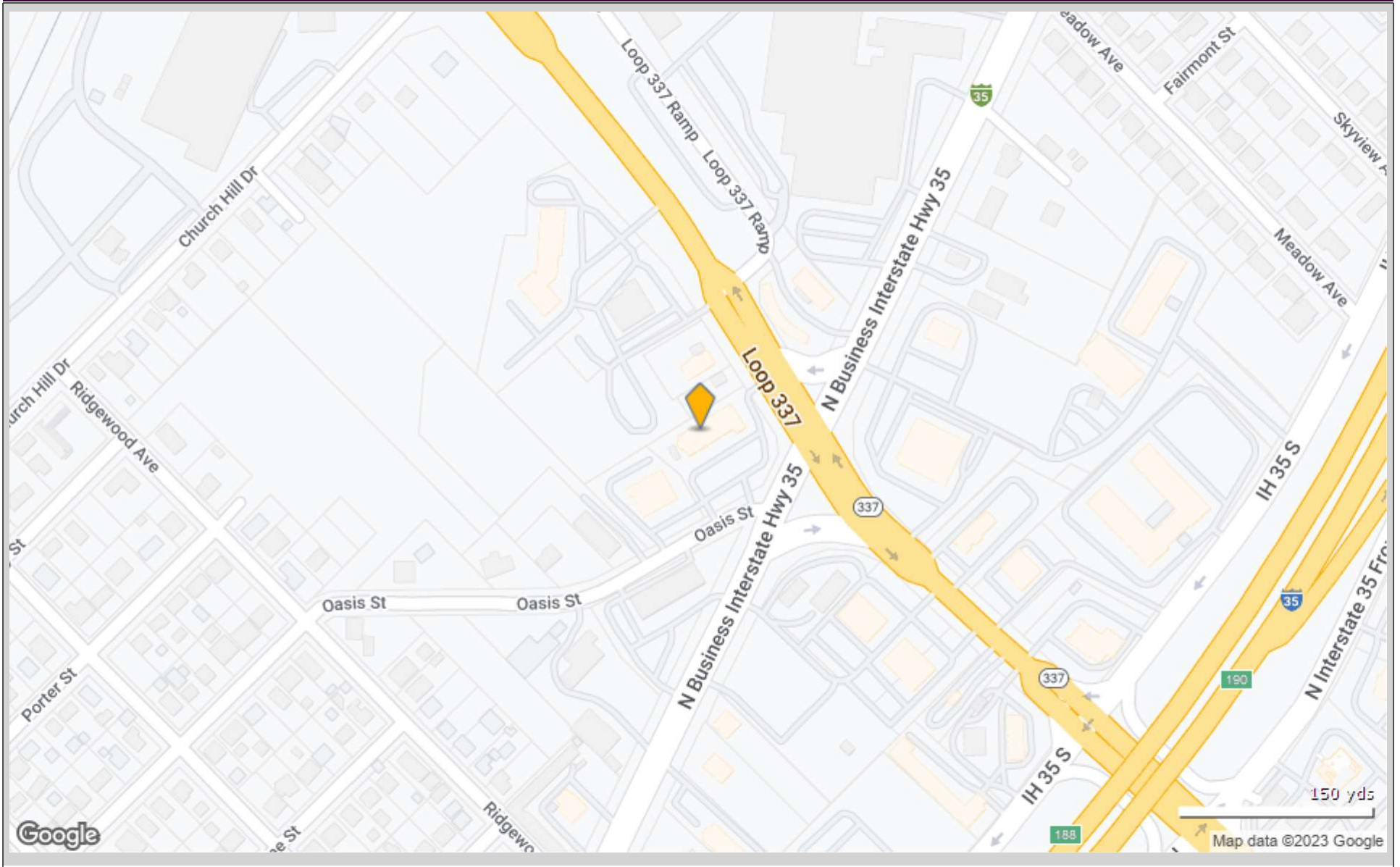
Parcel Number: **25-0410-0007-00**

Parking: **52 Surface Spaces are available; Ratio of 3.11/1,000 SF**

Amenities: **Business Center, Pool**

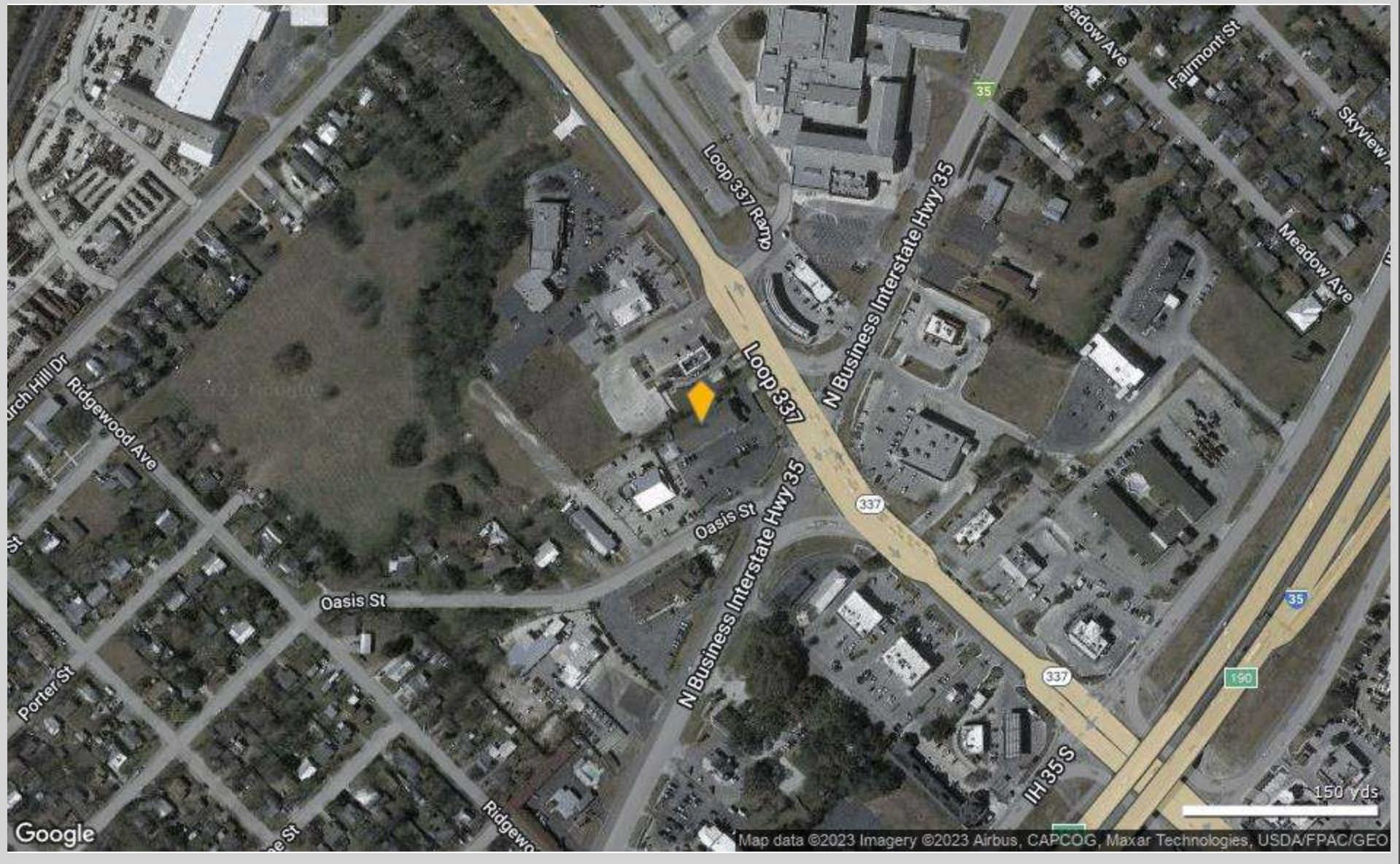
Howard Johnson Inn - MSA Austin/San Antonio

201 Loop 337 - NEW BRAUNFELS, TX 78130



Howard Johnson Inn - MSA Austin/San Antonio

201 Loop 337 - NEW BRAUNFELS, TX 78130



Howard Johnson Inn - MSA Austin/San Antonio

201 Loop 337, NEW BRAUNFELS, TX 78130

No Site Plan image was found for this property

Tenant data not available for this property

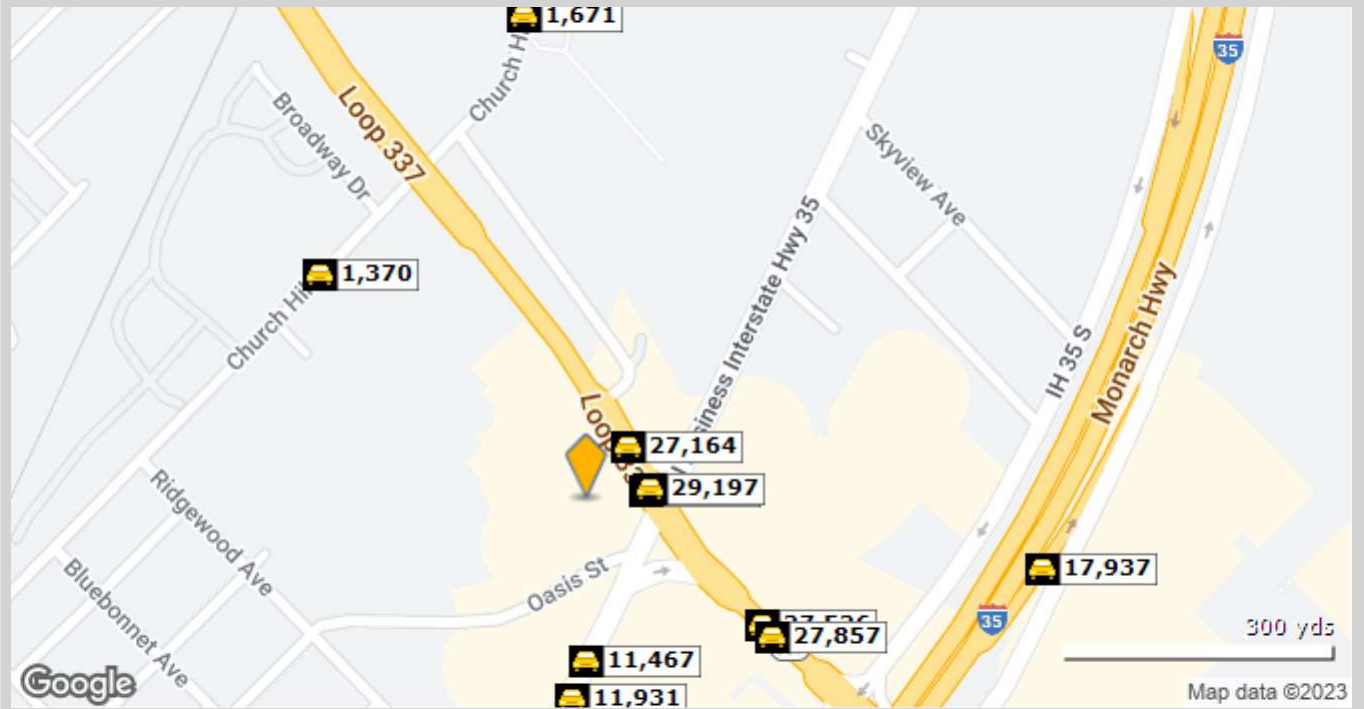
Total Tenants for report: 0

Traffic Count Report

Howard Johnson Inn - MSA Austin/San Antonio

201 Loop 337, NEW BRAUNFELS, TX 78130

Building Type: **Hospitality**
 Class: -
 RBA: **16,064 SF**
 Typical Floor: **8,032 SF**
 Total Available: **0 SF**
 % Leased: **0%**
 Rent/SF/Yr: -



	Street	Cross Street	Cross Str Dist	Count Year	Avg Daily Volume	Volume Type	Miles from Subject Prop
1	State Hwy 46	I- 35 Bus	0.01 SE	2022	30,236	MPSI	.04
2	Loop 337	I- 35 Bus	0.01 SE	2020	29,197	AADT	.04
3	State Hwy 46	I- 35(Bus)	0.04 SE	2022	27,164	MPSI	.05
4	North Elliot Knox Boulevard	Oasis St	0.08 NE	2020	11,467	AADT	.10
5	I- 35 Bus		0.00	2022	11,931	MPSI	.13
6	State Hwy 46	I- 35 N	0.08 SE	2022	27,526	MPSI	.14
7	State Highway 46 South	I- 35 N	0.08 SE	2020	27,857	AADT	.15
8	Churchill Dr	Broadway Dr	0.06 NE	2022	1,370	MPSI	.22
9	I- 35 Frontage		0.00	2022	17,937	MPSI	.30
10	Churchill Dr	Lp 337 Ramp	0.09 SW	2022	1,671	MPSI	.32

Howard Johnson Inn - MSA Austin/San Antonio
 201 Loop 337, NEW BRAUNFELS, TX 78130

Type: **Hospitality/Hotel**
 County: **Comal**

1 Mile
County

Population Growth



Household Growth



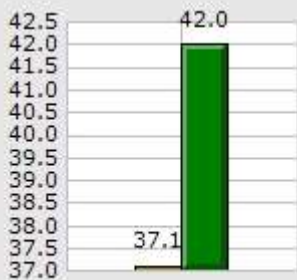
2023 Med Household Inc



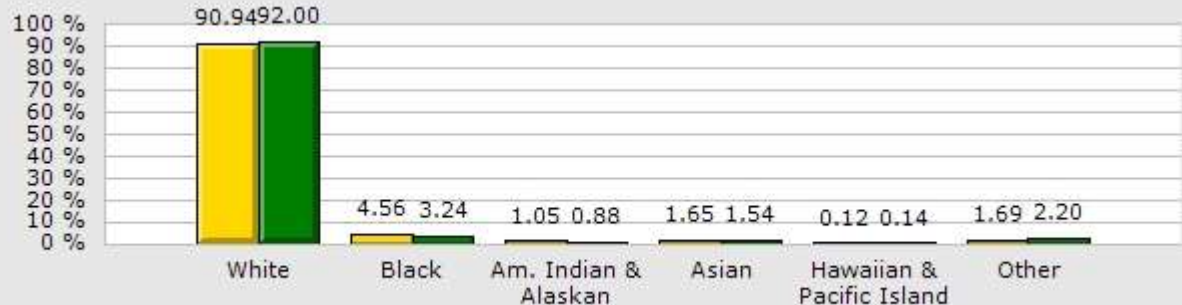
2023 Households by Household Income



2023 Median Age



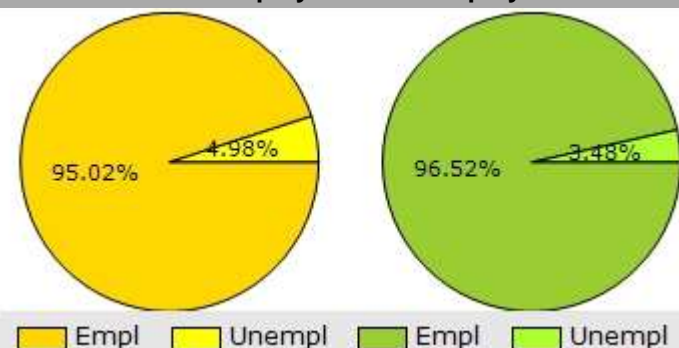
2023 Population by Race



2023 Renter vs. Owner



2023 Employed vs. Unemployed



Demographic Market Comparison Report

1 mile radius

Howard Johnson Inn - MSA Austin/San Antonio
 201 Loop 337, NEW BRAUNFELS, TX 78130

Type: **Hospitality/Hotel**
 County: **Comal**

	1 Mile		County	
Population Growth				
Growth 2010 - 2023	76.31%		68.18%	
Growth 2023 - 2028	15.86%		15.63%	
Empl	4,716	95.02%	86,430	96.52%
Unempl	247	4.98%	3,119	3.48%
2023 Population by Race				
	9,539		182,427	
White	8,675	90.94%	167,833	92.00%
Black	435	4.56%	5,903	3.24%
Am. Indian & Alaskan	100	1.05%	1,611	0.88%
Asian	157	1.65%	2,805	1.54%
Hawaiian & Pacific Island	11	0.12%	258	0.14%
Other	161	1.69%	4,017	2.20%
Household Growth				
Growth 2010 - 2023	81.36%		68.70%	
Growth 2023 - 2028	16.03%		15.67%	
Renter Occupied	1,628	44.75%	16,963	24.31%
Owner Occupied	2,010	55.25%	52,817	75.69%
2023 Households by Household Income				
	3,639		69,780	
Income <\$25K	504	13.85%	7,061	10.12%
Income \$25K - \$50K	777	21.35%	11,069	15.86%
Income \$50K - \$75K	799	21.96%	9,755	13.98%
Income \$75K - \$100K	719	19.76%	10,032	14.38%
Income \$100K - \$125K	299	8.22%	6,265	8.98%
Income \$125K - \$150K	282	7.75%	7,613	10.91%
Income \$150K - \$200K	116	3.19%	9,390	13.46%
Income \$200K+	143	3.93%	8,595	12.32%
2023 Med Household Inc	\$67,137		\$92,456	
2023 Median Age	37.10		42.00	

Demographic Summary Report

Howard Johnson Inn - MSA Austin/San Antonio

201 Loop 337, NEW BRAUNFELS, TX 78130

Building Type: **Hospitality** Total Available: **0 SF**
 Class: - % Leased: **0%**
 RBA: **16,064 SF** Rent/SF/Yr: -
 Typical Floor: **8,032 SF**



Radius	1 Mile	3 Mile	5 Mile
Population			
2028 Projection	11,053	79,147	121,395
2023 Estimate	9,540	69,211	106,147
2010 Census	5,411	42,749	63,124
Growth 2023 - 2028	15.86%	14.36%	14.36%
Growth 2010 - 2023	76.31%	61.90%	68.16%
2023 Population by Hispanic Origin	4,409	28,438	42,185
2023 Population	9,540	69,211	106,147
White	8,676 90.94%	63,329 91.50%	97,100 91.48%
Black	435 4.56%	2,436 3.52%	3,758 3.54%
Am. Indian & Alaskan	100 1.05%	665 0.96%	1,057 1.00%
Asian	157 1.65%	1,181 1.71%	1,755 1.65%
Hawaiian & Pacific Island	11 0.12%	87 0.13%	138 0.13%
Other	161 1.69%	1,514 2.19%	2,340 2.20%
U.S. Armed Forces	7	131	206
Households			
2028 Projection	4,221	30,726	45,854
2023 Estimate	3,638	26,789	39,983
2010 Census	2,006	16,042	23,211
Growth 2023 - 2028	16.03%	14.70%	14.68%
Growth 2010 - 2023	81.36%	66.99%	72.26%
Owner Occupied	2,010 55.25%	16,708 62.37%	26,643 66.64%
Renter Occupied	1,628 44.75%	10,081 37.63%	13,341 33.37%
2023 Households by HH Income	3,639	26,788	39,981
Income: <\$25,000	504 13.85%	3,392 12.66%	4,759 11.90%
Income: \$25,000 - \$50,000	777 21.35%	5,671 21.17%	7,787 19.48%
Income: \$50,000 - \$75,000	799 21.96%	4,741 17.70%	6,548 16.38%
Income: \$75,000 - \$100,000	719 19.76%	4,773 17.82%	6,671 16.69%
Income: \$100,000 - \$125,000	299 8.22%	2,110 7.88%	3,885 9.72%
Income: \$125,000 - \$150,000	282 7.75%	1,716 6.41%	3,085 7.72%
Income: \$150,000 - \$200,000	116 3.19%	2,323 8.67%	3,888 9.72%
Income: \$200,000+	143 3.93%	2,062 7.70%	3,358 8.40%
2023 Avg Household Income	\$78,933	\$92,602	\$98,063
2023 Med Household Income	\$67,137	\$72,265	\$78,360

Howard Johnson Inn - MSA Austin/San Antonio

201 Loop 337, NEW BRAUNFELS, TX 78130

Building Type: **Hospitality**
 Class: -
 RBA: **16,064 SF**
 Typical Floor: **8,032 SF**

Total Available: **0 SF**
 % Leased: **0%**
 Rent/SF/Yr: -



Business Employment by Type	# of Businesses	# Employees	#Emp/Bus
Total Businesses	438	4,125	9
Retail & Wholesale Trade	82	903	11
Hospitality & Food Service	78	1,190	15
Real Estate, Renting, Leasing	22	69	3
Finance & Insurance	25	118	5
Information	8	70	9
Scientific & Technology Services	30	200	7
Management of Companies	1	3	3
Health Care & Social Assistance	49	210	4
Educational Services	18	609	34
Public Administration & Sales	3	18	6
Arts, Entertainment, Recreation	14	70	5
Utilities & Waste Management	8	24	3
Construction	33	215	7
Manufacturing	19	205	11
Agriculture, Mining, Fishing	1	5	5
Other Services	47	216	5

Consumer Spending Report

Howard Johnson Inn - MSA Austin/San Antonio

201 Loop 337, NEW BRAUNFELS, TX 78130

Building Type: **Hospitality**
 Class: -
 RBA: **16,064 SF**
 Typical Floor: **8,032 SF**
 Total Available: **0 SF**
 % Leased: **0%**
 Rent/SF/Yr: -



2023 Annual Spending (\$000s)	1 Mile	3 Mile	5 Mile
Total Specified Consumer Spending	\$105,830	\$854,504	\$1,344,723
Total Apparel	\$5,761	\$45,120	\$70,221
Women's Apparel	2,154	17,277	27,021
Men's Apparel	1,164	9,165	14,375
Girl's Apparel	433	3,360	5,185
Boy's Apparel	339	2,513	3,877
Infant Apparel	302	2,186	3,310
Footwear	1,370	10,620	16,453
Total Entertainment & Hobbies	\$15,531	\$124,713	\$195,934
Entertainment	1,859	13,402	20,874
Audio & Visual Equipment/Service	3,847	29,889	45,969
Reading Materials	156	1,395	2,265
Pets, Toys, & Hobbies	2,566	21,165	33,274
Personal Items	7,104	58,862	93,551
Total Food and Alcohol	\$29,664	\$230,765	\$357,913
Food At Home	15,354	117,195	181,153
Food Away From Home	12,361	97,708	151,999
Alcoholic Beverages	1,948	15,862	24,761
Total Household	\$16,922	\$141,607	\$225,230
House Maintenance & Repair	3,574	30,145	48,241
Household Equip & Furnishings	6,757	56,101	88,733
Household Operations	4,867	39,979	63,313
Housing Costs	1,724	15,382	24,943

Consumer Spending Report

Howard Johnson Inn - MSA Austin/San Antonio

201 Loop 337, NEW BRAUNFELS, TX 78130

2023 Annual Spending (000s)	1 Mile	3 Mile	5 Mile
Total Transportation/Maint.	\$27,287	\$221,108	\$348,715
Vehicle Purchases	13,632	112,763	179,507
Gasoline	7,793	59,064	90,972
Vehicle Expenses	519	4,555	7,379
Transportation	2,070	18,720	30,374
Automotive Repair & Maintenance	3,274	26,007	40,483
Total Health Care	\$5,026	\$40,613	\$64,034
Medical Services	2,846	23,154	36,556
Prescription Drugs	1,631	13,089	20,591
Medical Supplies	548	4,370	6,886
Total Education/Day Care	\$5,638	\$50,577	\$82,675
Education	3,489	31,646	52,103
Fees & Admissions	2,149	18,931	30,572