

INDUSTRIAL PROPERTY FOR LEASE



11343 MARYLAND AVENUE EAST Beltsville, MD 20705

LOCATION DESCRIPTION

Beltsville location close to the Capital Beltway (I-495/I-95), Rt. 200 (ICC) and conveniently located between Baltimore and Washington, DC.

PROPERTY DESCRIPTION

- 1,800 +/- SF of Office
- 1,300 +/- SF of Warehouse
- 3/4 of an acre yard
- Zoning: I-H (Industrial, Heavy)
- Fenced / secured / yard area
- Ideal site for contractors with equipment storage needs






ALLEN CORNELL
O: 301.918.2909
acornell@naimichael.com

Industrial Property For Lease

11343 MARYLAND AVENUE EAST, BELTSVILLE, MD 20705



DEMOGRAPHICS

			
	POPULATION	HOUSEHOLDS	AVG. HOUSEHOLD INCOME
1 Mile	6,669	2,001	\$115,725
3 Miles	75,171	27,620	\$124,969
5 Miles	257,761	89,580	\$120,349

Demographics data derived from AlphaMap

