



**FOR LEASE**  
Call for Details



**23,778± SF TOTAL**

**DOCK 18,379± SF**

- 69 loading positions

**OFFICE 5,399± SF**

- Three levels
- Restrooms



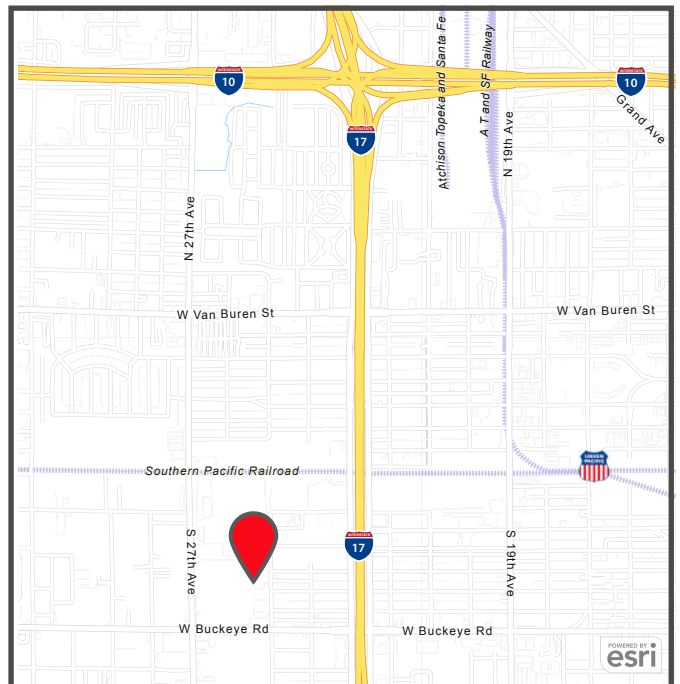
**SITE 6.0± ACRES**

- Asphalt paved, fenced & lit yard
- 39 trailer stalls
- 70 auto stalls
- A-2 Industrial zoning



**LOCATION**

- Located in an industrial area of Phoenix, south of I-10 and west of I-17



## CONTACT US



Andrew Gibbs

Principal

913.381.5777

[andrew@burrtemkin.com](mailto:andrew@burrtemkin.com)

Owen Weikert

Sales Associate

678.756.8005

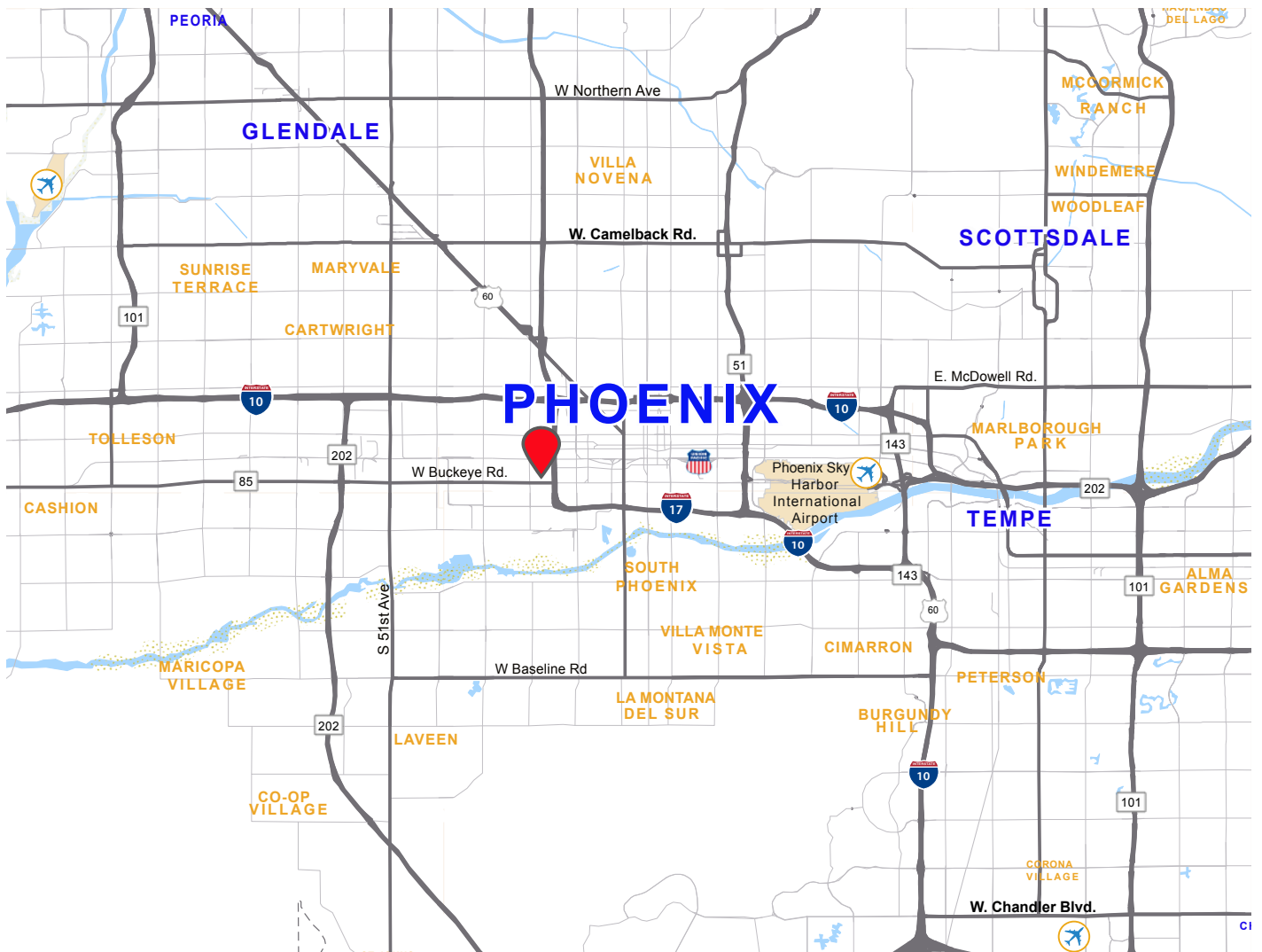
[owen@burrtemkin.com](mailto:owen@burrtemkin.com)

5925 Beverly Avenue

Mission, KS 66202

Owned & Operated By

**REALTERM**



**CONTACT US**



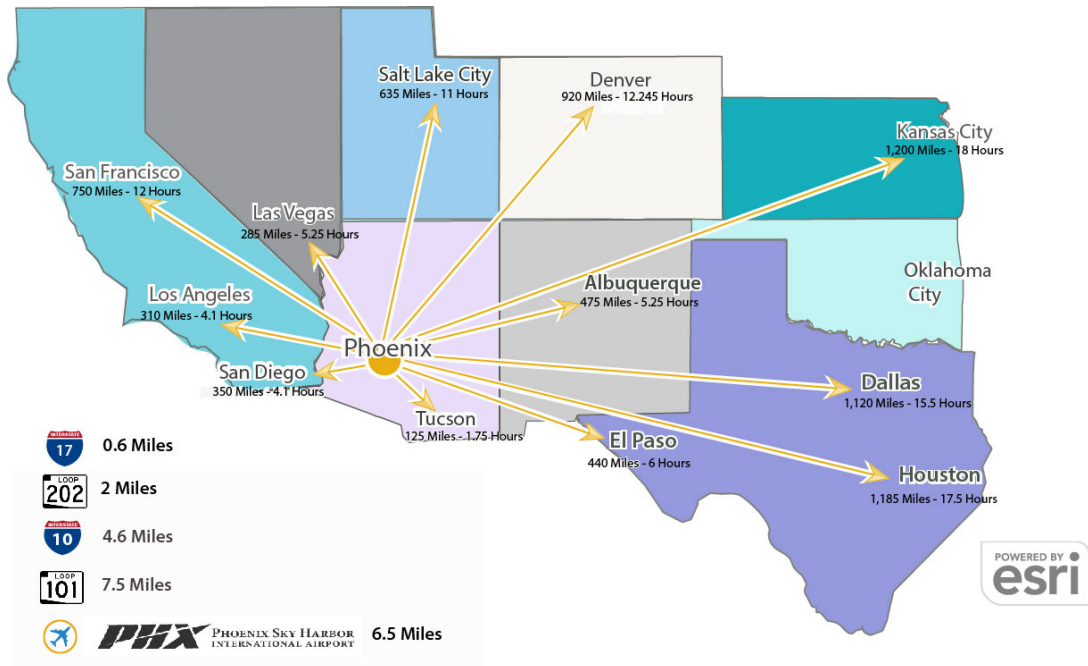
Andrew Gibbs  
Principal  
913.381.5777  
[andrew@burrtemkin.com](mailto:andrew@burrtemkin.com)

Owen Weikert  
Sales Associate  
678.756.8005  
[owen@burrtemkin.com](mailto:owen@burrtemkin.com)

5925 Beverly Avenue  
Mission, KS 66202

Owned & Operated By

**REALTERM**



## CONTACT US



Andrew Gibbs  
Principal  
913.381.5777  
[andrew@burrtemkin.com](mailto:andrew@burrtemkin.com)

Owen Weikert  
Sales Associate  
678.756.8005  
[owen@burrtemkin.com](mailto:owen@burrtemkin.com)

5925 Beverly Avenue  
Mission, KS 66202

Owned & Operated By  
**REALTERM**