

Legacy Square Retail Development - Anchor / Inline Available

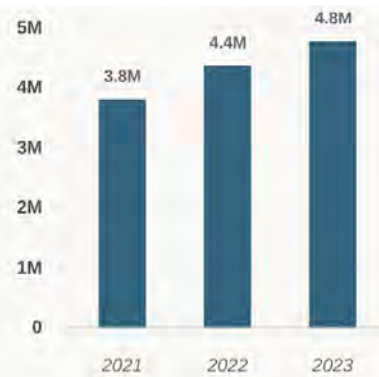
LEGACY SQUARE



Route 9 & Pleasant Street | Linden, NJ 07036

[Click to view Google Maps](#)

4.8 Million Visits in 2023



#1 Visited Shopping Center within 5 miles

26.32% increase from 2021



JOIN LEGACY SQUARE

- On Route 1/9 with traffic counts reaching 64,613 cars per day
- Excellent opportunity in new power center
- Population of over 440,000 within 5 miles
- Pad sites leased with direct access to Route 1/9

CONTACT

Hugh Kelly
212.710.5252 | hugh.kelly@srsre.com

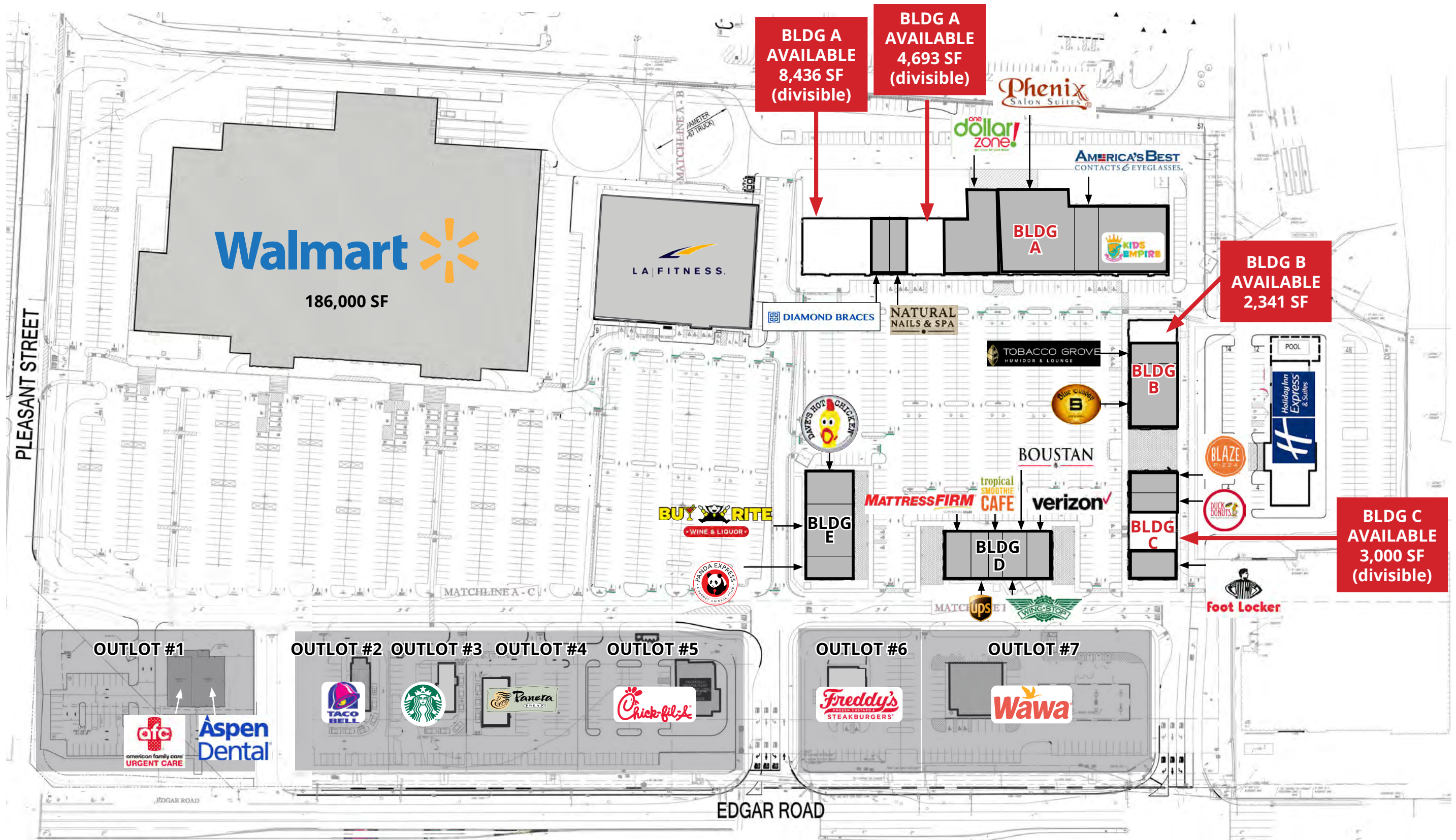


[Click for flyover video](#)



TENANTS





Click for flyover video
 **YouTube**



Legacy Square
#1 VOLUME WALMART IN NEW JERSEY



JOIN THESE TENANTS



Aviation Plaza













Linden Commons



2023 ANNUAL VISITS WITHIN 1 MILE OF LEGACY SQUARE

Visits
Jan 1 - Dec 31, 2023

1	 Walmart Superstores 1050 W Edgar Rd, Linden, NJ, United States	3.8M
2	 ShopRite Groceries 637 W Edgar Rd, Linden, NJ, United States	1.4M
3	 Target Superstores 621 W Edgar Rd, Linden, NJ, United States	1.4M
4	 The Home Depot Home Improvement 701 W Edgar Rd, Linden, NJ, United States	987.6K
5	 Burlington Department Stores 1701 W Edgar Rd, Linden, NJ, United States	525.6K
6	 AMC Theatres Theaters & Music Venues 1200 S Stiles St, Linden, NJ, United States	458.2K
7	 Marshalls Department Stores 625 W Edgar Rd, Linden, NJ, United States	430.2K
8	 T.J. Maxx Department Stores 1701 W Edgar Rd, Unit F, Linden, NJ, United States	285.1K
9	 Michaels Hobbies, Gifts & Crafts 641 W Edgar Rd, Linden, NJ, United States	197.1K

 Placer.ai

Click for flyover video
 YouTube



Business & Employees 1 mile



544

Total Businesses



11,875

Total Employees



Demographic Summary

988 Pleasant St, Linden, New Jersey, 07036

Variables	1 mile	3 miles	5 miles
2024 Total Population	13,199	144,862	463,868
2024 Total Households	4,764	51,989	163,563
2024 Average Household Size	2.72	2.75	2.80
2024 Median Household Income	\$89,111	\$89,129	\$90,481
2024 Median Age	39.8	39.5	39.2

EMPLOYMENT 1 mile



63%

White Collar



22%

Blue Collar



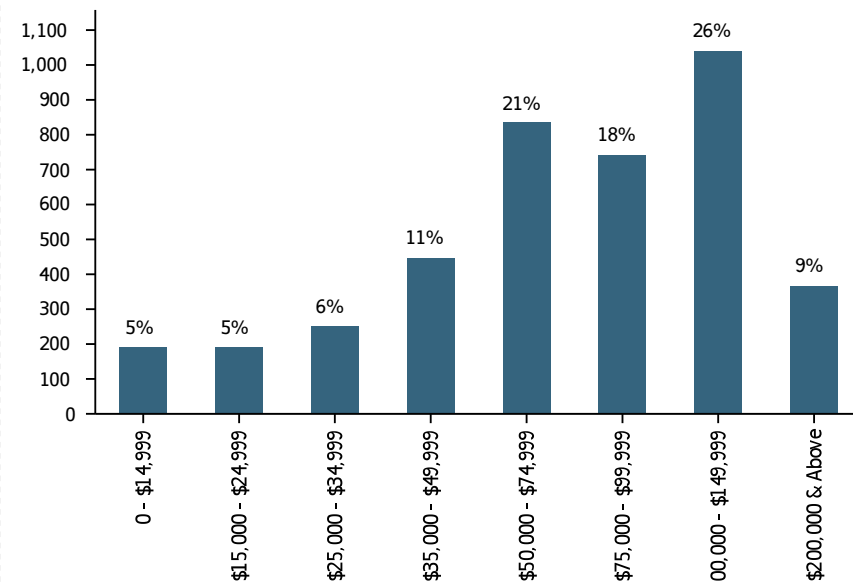
16%

Services

8.2%

Unemployment Rate

HOUSEHOLDS BY INCOME 1 mile



INCOME 1 mile



\$89,111

Median Household Income



\$39,963

Per Capita Income



\$148,430

Median Net Worth

ANNUAL HOUSEHOLD SPENDING 1 mile



\$2,360

Apparel & Services



\$274

Computers & Hardware



\$7,175

2024 Food at Home



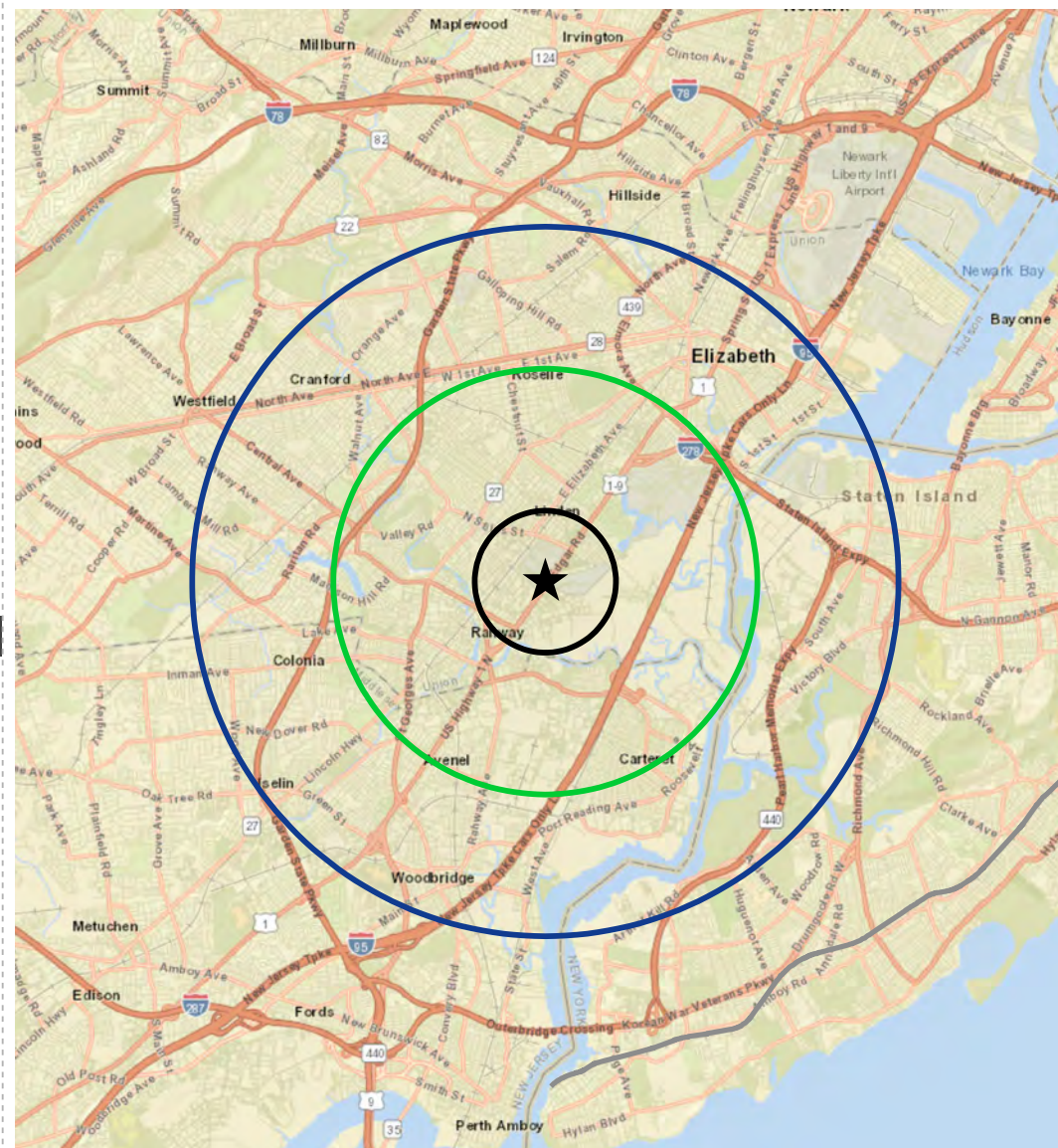
\$6,738

Health Care



\$3,676

2024 Meals at Restaurants



EDUCATION 1 mile

12%

No High School Diploma



37%

High School Graduate



27%

Some College



24%

Bachelor's/Grad/Prof Degree