

712 FELLOWSHIP RD
MOUNT LAUREL, NJ


AVAILABLE FOR LEASE
INDUSTRIAL PROPERTY

7,216 SF
3.33 Acres


PROPERTY HIGHLIGHTS

- **AVAILABLE SPACE:**
5,323 - 7,216 SF
- **CEILING HEIGHT:**
28'7" - 31'8" Clear Height
- **ZONING:**
I – Industry (Mount Laurel Township)
- **LOADING:**
One (1) Loading Dock (8' x 10')
One (1) ramped drive-in door (10' x 10')
- **SPRINKLER SYSTEM:**
Wet
- **ANCILLARY:**
Mezzanine space, cooler space and racking (can be included)
- **HEAT:**
Gas-Fired Space Heaters
- **LIGHTING:**
LED
- **UTILITIES:**
Electric: PSE&G
Gas: PSE&G
Water/Sewer: Mount Laurel MUA
- **TRANSPORTATION:**
Serviced by NJ Bus Route 457
- **LOCATION:**
This property is located in Mount Laurel, New Jersey providing immediate access to the NJ Turnpike, I-295 and NJ Route 73.

ADDITIONAL PHOTOS



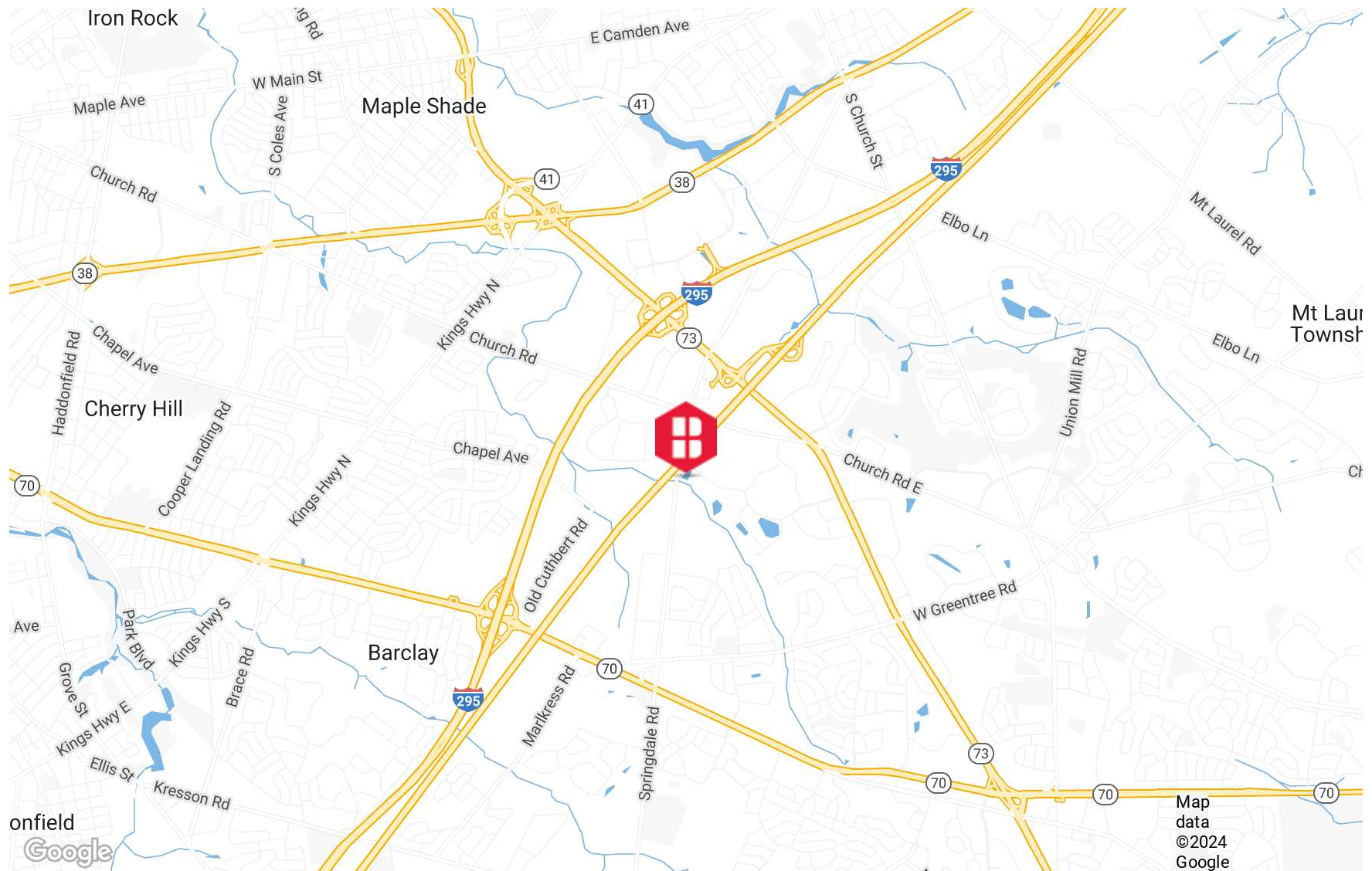
ADDITIONAL PHOTOS



AERIAL



AREA MAP



CONTACT



Michael Torsiello, SIOR

Senior Vice President

215.448.6210

mtorsiello@binswanger.com



Three Logan Square
1717 Arch Street, Suite 5100
Philadelphia, PA 19103
Phone: 215.448.6000
binswanger.com

The information contained herein is from sources deemed reliable, but no warranty or representation is made as to the accuracy thereof and no liability may be imposed.