

# 8505 W. Doe Avenue

VISALIA | CA

±209,664 SF

AVAILABLE FOR LEASE/SALE

READY FOR IMMEDIATE OCCUPANCY!



## BROKER CONTACT INFO:

### DANIEL DAVIS, SIOR, CCIM

Senior Vice President

dt.davis@cbre.com

+1 209 476 2941

Lic. 01964386

### THOMAS DAVIS, SIOR

Vice Chairman

td.davis@cbre.com

+1 209 476 2940

Lic. 00880761

### RYAN DAVIS

Associate

Ryan.davis1@cbre.com

+1 209 476 2995

Lic. 02167375

### MATTHEW GRAHAM

President | Graham & Associates

Matt@mdgre.com

+1 559 754 3020

Lic. 01804235

the  
Wonderful  
company™

**CBRE**

GRAHAM | & ASSOCIATES



# Single Suite Plan

Total Building SF	±227,136
Available SF	±209,664
Design	Cross Dock
Office	±2,500 SF
Clear Height	
Edge of building	33
In middle	39
Auto Stalls	244
Truck Court Depth	±150 Feet
Dock Doors	
Make	Kelley-7X
Load	30,000
Ground Level Doors	4
Sprinkler: type, flow rate, and sprinkler head	K14.3 ¾ inch. 214 F Rated
Warehouse Slab	4 inch
Utilities	
Power	2,000 Amps - SoCal Edison
Gas	SoCal Edison
Internet/Data Provider	AT&T, Xfinity & Spectrum

## Site Plan



# Demising Plan Suite 101

Total Suite SF	±105,534
Design	Cross Dock
Office	±2,170 SF
Clear Height	
Edge of building	33
In middle	39
Auto Stalls	244
Truck Court Depth	±150 Feet
Dock Doors	10
Make	Kelley-7X
Load	30,000
Ground Level Doors	2
Sprinkler: type, flow rate, and sprinkler head	K14.3 ¾ inch. 214 F Rated
Warehouse Slab	4 inch
Utilities	
Power	2,000 Amps - SoCal Edison
Gas	SoCal Edison
Internet/Data Provider	AT&T, Xfinity & Spectrum

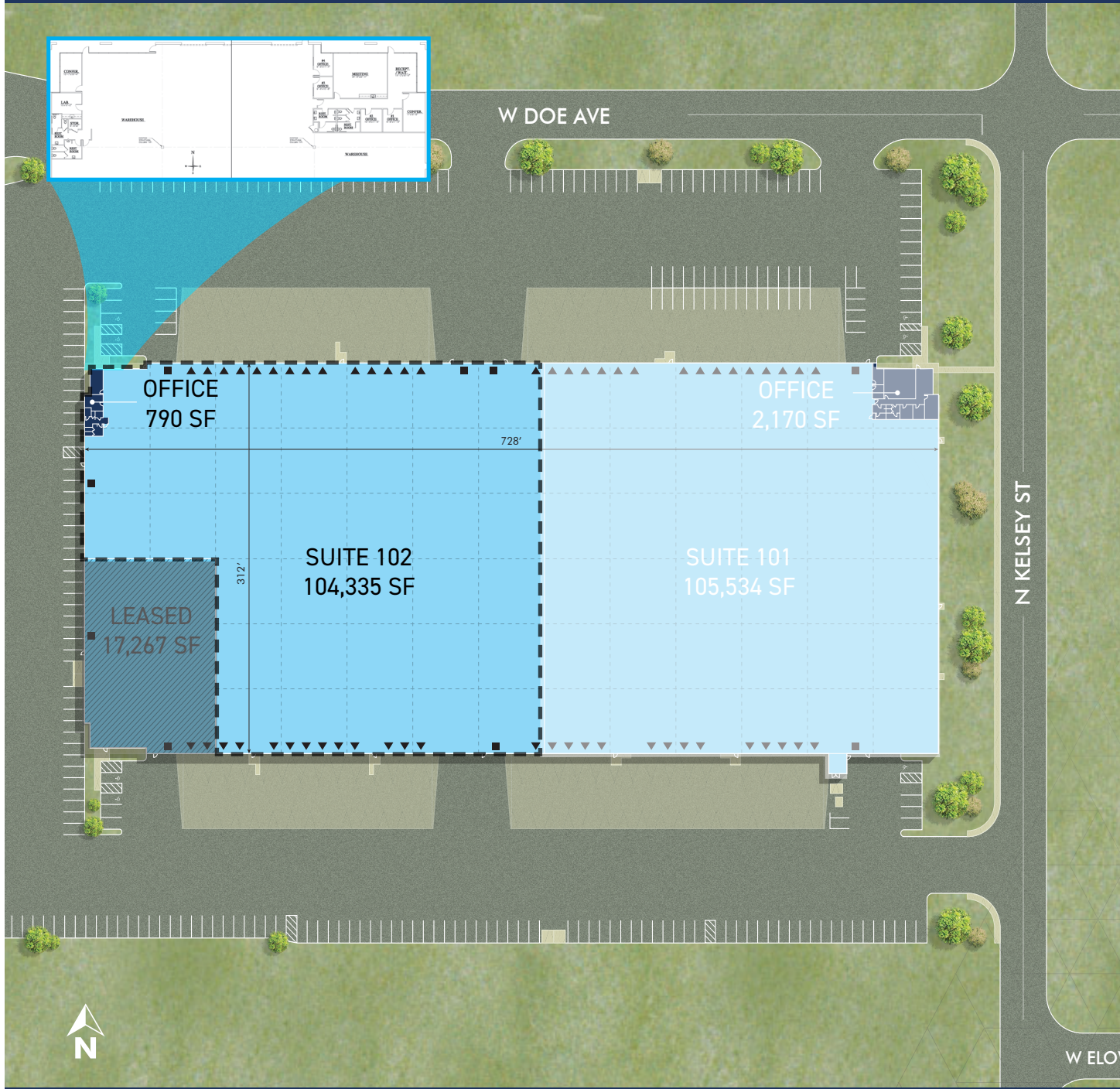




# Demising Plan

## Suite 102

Total Suite SF	±104,335
Design	Cross Dock
Office	±790 SF
Clear Height	
Edge of building	33
In middle	39
Auto Stalls	244
Truck Court Depth	±150 Feet
Dock Doors	25
Make	Kelley-7X
Load	30,000
Ground Level Doors	2
Sprinkler: type, flow rate, and sprinkler head	K14.3 ¾ inch. 214 F Rated
Warehouse Slab	4 inch
Utilities	
Power	2,000 Amps - SoCal Edison
Gas	SoCal Edison
Internet/Data Provider	AT&T, Xfinity & Spectrum





## Corporate Neighbors



## LEGEND

- 1 RR Donnelley
- 2 Hilti Distribution Center
- 3 VF Outdoor Distributor
- 4 OnTrac
- 5 International Paper Company
- 6 Ace Hardware
- 7 UPS Visalia HUB
- 8 Amazon FAT2
- 9 JDS Industries
- 10 Advanced Food Products
- 11 Jo-Ann Stores Distribution Center
- 12 Millpore Sigma
- 13 Sunrun
- 14 Bueno Beverage Company
- 15 Peninsula Packaging
- 16 Far West Distributors, Inc.
- 17 California Dairies Inc.
- 18 Animal Health International & Jim's Formal Wear
- 19 Graphic Packaging International
- 20 Frito-Lay
- 21 Pregis Corporation
- 22 Electric Motor & Supply
- 23 Sunrise Labs
- 24 BlueScope Buildings
- 25 Kaweener
- 26 FleetPride Distributor Center
- 27 Nammour's Inc.
- 28 Diamond Perforated Metals
- 29 Serpa Packaging Solutions
- 30 International Paper
- 31 Heiland Electronics
- 32 NDS
- 33 Far West Distribution
- 34 Pacific Southwest Container

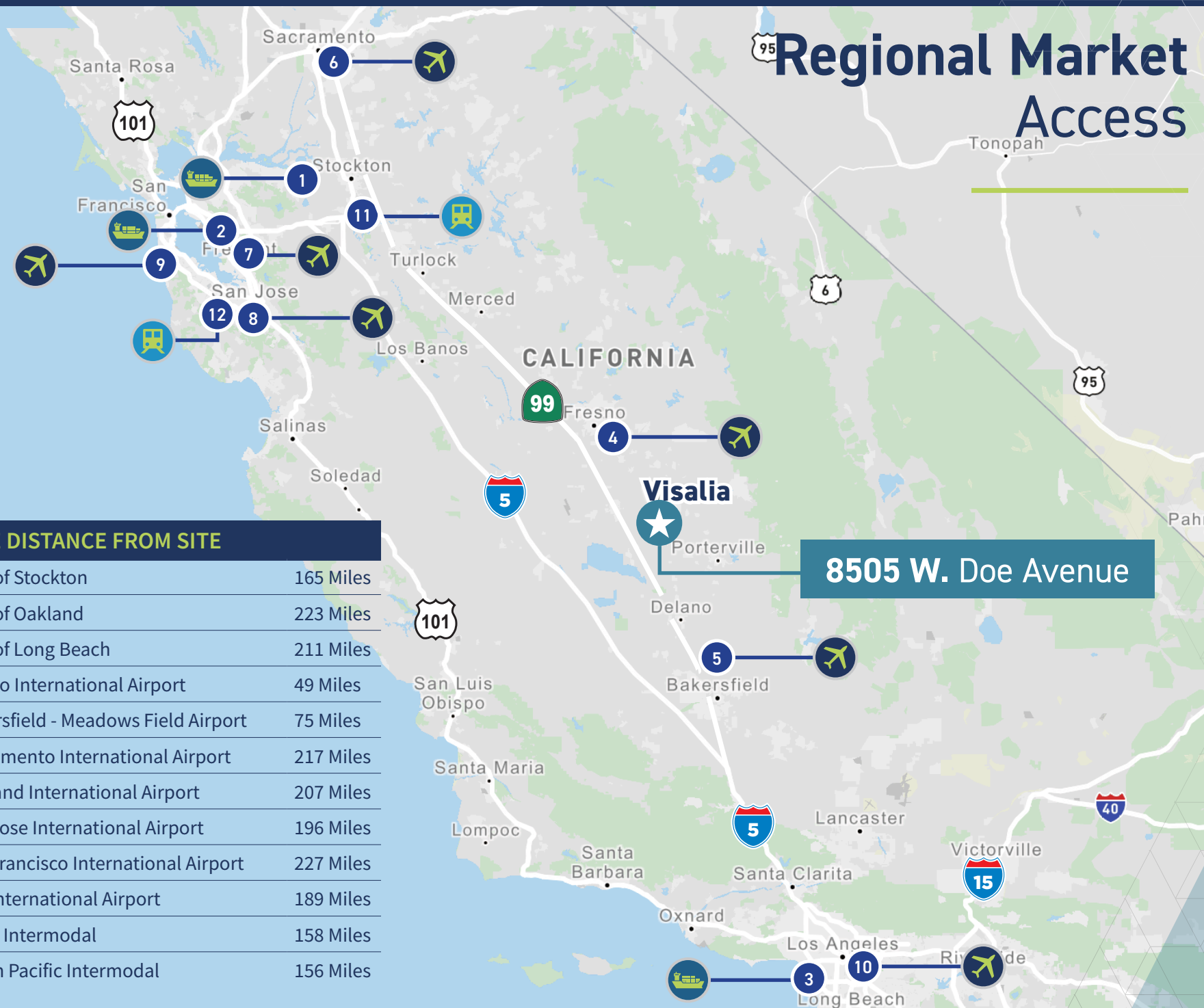




# Regional Market Access

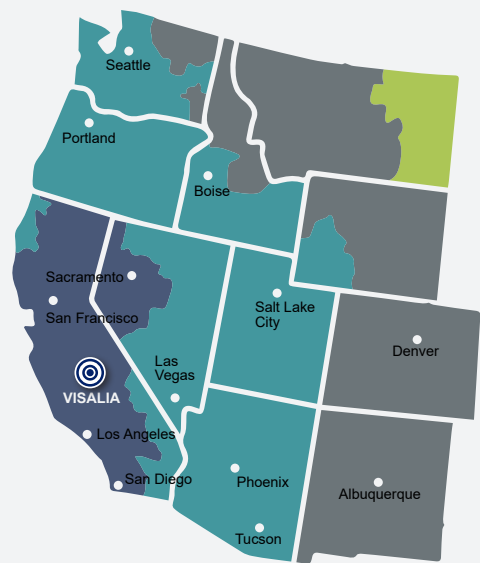
## MILEAGE DISTANCE FROM SITE

1.	Port of Stockton	165 Miles
2.	Port of Oakland	223 Miles
3.	Port of Long Beach	211 Miles
4.	Fresno International Airport	49 Miles
5.	Bakersfield - Meadows Field Airport	75 Miles
6.	Sacramento International Airport	217 Miles
7.	Oakland International Airport	207 Miles
8.	San Jose International Airport	196 Miles
9.	San Francisco International Airport	227 Miles
10.	LAX International Airport	189 Miles
11.	BNSF Intermodal	158 Miles
12.	Union Pacific Intermodal	156 Miles

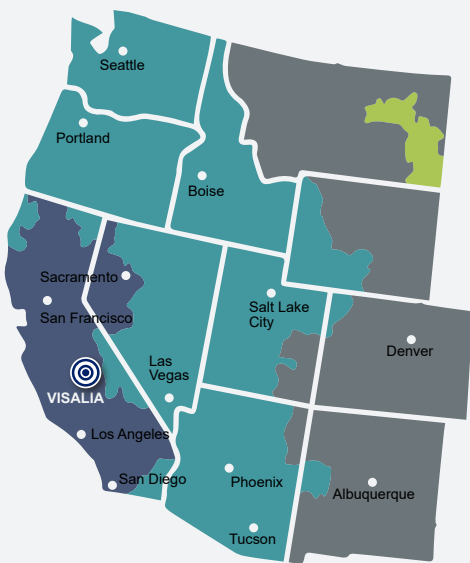


# Ground Package Delivery Transit Days from Visalia

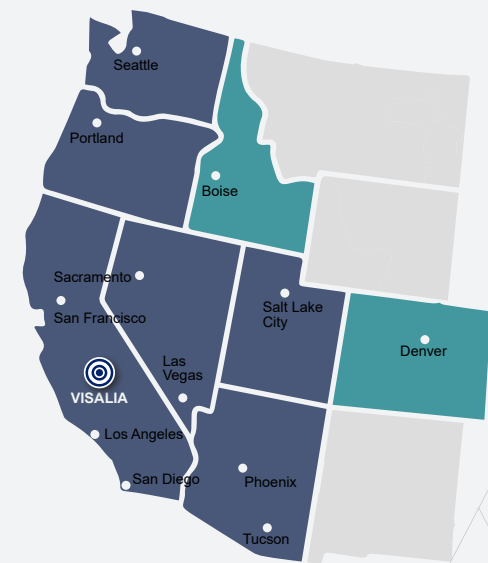
UPS



FedEx



OnTrac



# City of Visalia Demographics

(2021 EST.)

- » **ACCESS TO 40 MILLION CUSTOMERS** WITH GUARANTEED ONE DAY SHIPPING
- » **NEW EMPLOYMENT OPPORTUNITIES**  
EMPLOYMENT PROGRAM (NEO) WAGE REIMBURSEMENT
  - WEEK 1-13 – 100%
  - WEEK 14-26 – 75%
  - WEEK 27-39 – 50%
  - WEEK 40-52 – 25%
- » **MANUFACTURING**  
47,297 JOBS – 3.3% INCREASE OVER THE LAST 5 YEARS
- » **TRANSPORTATION AND WAREHOUSING**
  - 27% INCREASE OVER THE LAST 5 YEARS
- » **PG&E ECONOMIC DEVELOPMENT RATE (EDR)**  
OFFERS 25% ENHANCED RATE REDUCTION ON MONTHLY ELECTRICITY COST.

VISALIA



**39,042**

TOTAL BUSINESSES  
WITHIN 40-MILE RADIUS

**4%**

VISALIA MSA % GROWTH  
(2018-2028)

**29.7%**

TRANSPORTATION & WAREHOUSING  
PROJECTED TO GROW (2018-2028)

**33%**

OF EMPLOYEES WORK IN "BLUE COLLAR"  
JOBS WITHIN 40-MILE RADIUS

## WITHIN 40-MILE RADIUS



**1,395,349**

CURRENT  
POPULATION



**\$74,922**

MEDIAN  
NET WORTH



**7.3%**

UNEMPLOYMENT  
RATE



**24.4%**

COLLEGE  
GRADUATES



**31.0**

MEDIAN AGE OF  
POPULATION



**899,362**

VISALIA MSA TOTAL  
LABOR FORCE



## VISALIA AREA ADVANTAGES

- » Fresno International Airport (42 miles away)
- » Fresno State University (40,000 Students)
- » Reach more than 95 million consumers overnight
- » Access 90% of CA Population, and 14% of U.S. Populations within a 300-mile radius
- » Hour away from Yosemite, the Central Coast and other California locations



## DISTANCE TO MAJOR MARKETS (MILES)

- |                        |                        |
|------------------------|------------------------|
| » Silicon Valley – 197 | » Las Vegas – 360      |
| » Sacramento – 207     | » Phoenix – 555        |
| » Los Angeles – 184    | » Portland – 786       |
| » Reno – 336           | » Salt Lake City – 778 |
| » San Diego – 304      | » Seattle – 959        |



## LINK TO YOUR WEST COAST SUPPLY CHAIN (MILES)

- » Distance to Deep Water Ports:
  - Stockton – 163
  - Oakland – 212
  - LA/Long Beach – 210



# 8505 W. Doe Avenue

VISALIA | CA

±209,664 SF

AVAILABLE FOR LEASE/SALE

READY FOR IMMEDIATE OCCUPANCY!



**PRICING: PLEASE INQUIRE WITH BROKER**

**BROKER CONTACT INFO:**

**DANIEL DAVIS, SIOR, CCIM**

Senior Vice President

dt.davis@cbre.com

+1 209 476 2941

Lic. 01964386

**THOMAS DAVIS, SIOR**

Vice Chairman

td.davis@cbre.com

+1 209 476 2940

Lic. 00880761

**RYAN DAVIS**

Associate

Ryan.davis1@cbre.com

+1 209 476 2995

Lic. 02167375

**MATTHEW GRAHAM**

President | Graham & Associates

Matt@mdgre.com

+1 559 754 3020

Lic. 01804235

the  
**Wonderful**  
company™

**CBRE**

**GRAHAM** | & ASSOCIATES

© 2025 CBRE, Inc. All rights reserved. This information has been obtained from sources believed reliable, but has not been verified for accuracy or completeness. You should conduct a careful, independent investigation of the property and verify all information. Any reliance on this information is solely at your own risk. CBRE and the CBRE logo are service marks of CBRE, Inc. All other marks displayed on this document are the property of their respective owners, and the use of such logos does not imply any affiliation with or endorsement of CBRE. Photos herein are the property of their respective owners. Use of these images without the express written consent of the owner is prohibited. PMStudio\_January2025