



SPRINGFIELD, MA

# LOWES PLAZA

10,000 SF - 50,000 SF AVAILABLE



# THE AREA



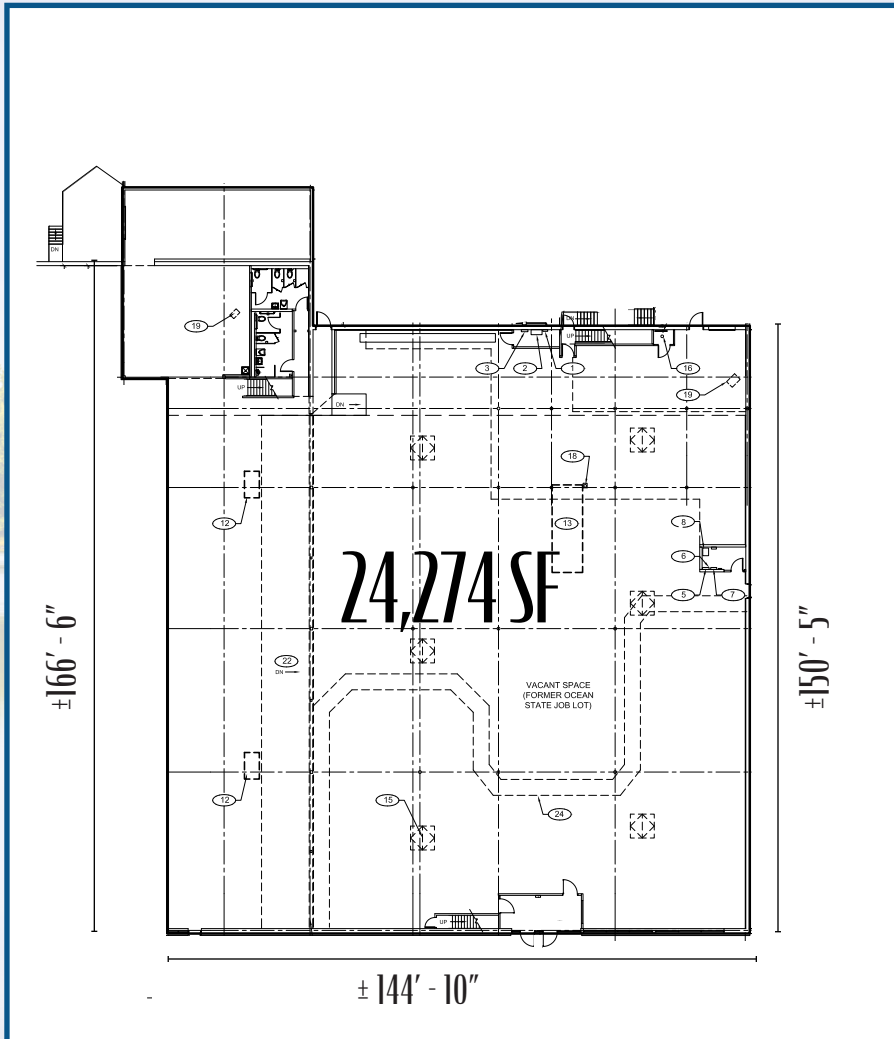
# SITE PLANS



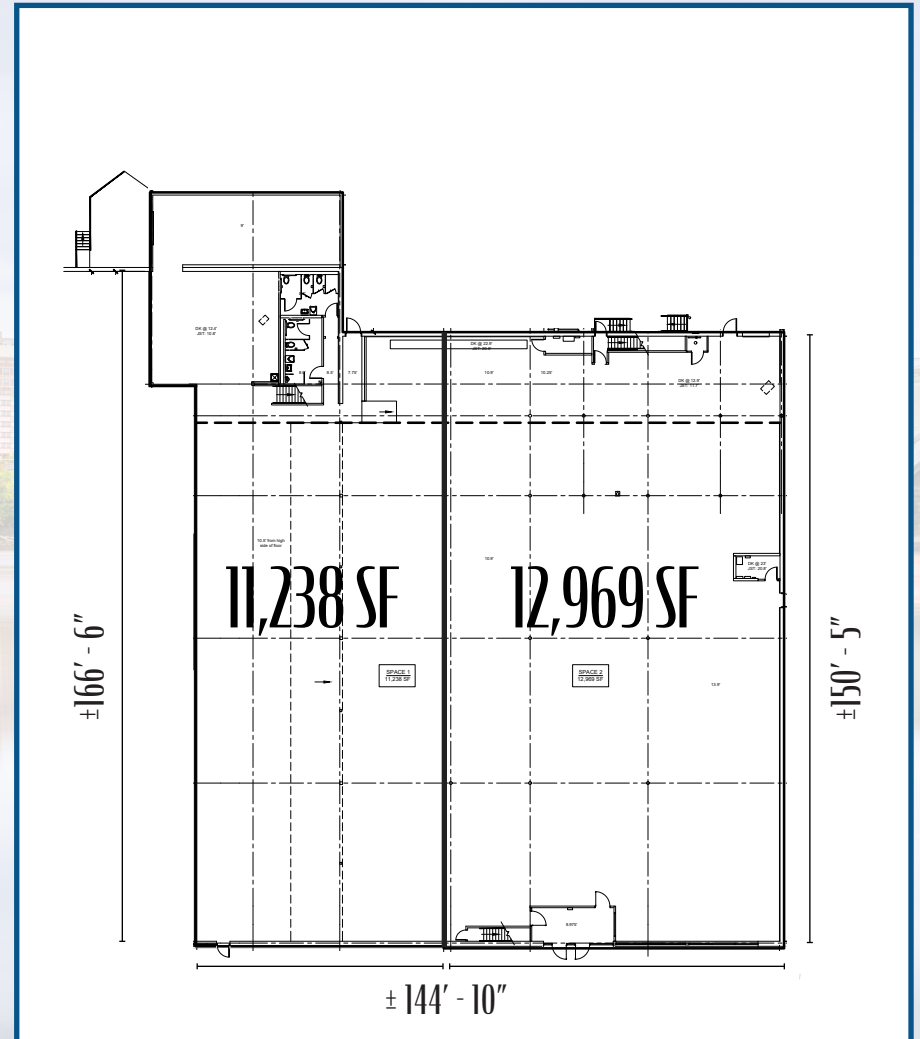


# SITE PLANS | FORMER OCEAN STATE JOB LOT

24,274 SF CAN BE SUBDIVIDED TO 11,000 SF OR  
ADDED TO THE ADJACENT SPACE TO ACHIEVE 50,000 SF



24,274 SF



DEMISED SITE PLAN EXAMPLE

11,238 SF + 12,969 SF

# SPRINGFIELD STATISTICS

OPEN

**415k**  
INDIVIDUAL  
CUSTOMERS



**1.5M**  
INDIVIDUAL  
VISITS



**\$68,700**  
AVERAGE INCOME  
OF SHOPPER



**60 mins**  
AVERAGE  
CUSTOMER STAY

5 MILES

**1522 BOSTON ROAD**  
SPRINGFIELD, MASSACHUSETTS

## 5 MILE DEMOGRAPHICS

<b>147,692</b>	<b>POPULATION</b>
<b>\$58,825</b>	<b>MED HH INCOME</b>
<b>55,697</b>	<b>DAYTIME POPULATION</b>

# NEW SPRINGFIELD CROSSING



# SPRINGFIELD SNAPSHOT



GREATER  
SPRINGFIELD  
POPULATION

469,656

4<sup>TH</sup> LARGEST CITY  
IN NEW ENGLAND

EASILY ACCESSIBLE TO BOSTON, HARTFORD AND NYC

219,804 EMPLOYEES

EMPLOYEES IN A VARIETY OF INDUSTRIES



MANUFACTURING



HEALTH  
CARE



FINANCIAL  
SERVICES



RETAIL





1522 BOSTON ROAD | SPRINGFIELD, MASSACHUSETTS

# LOWES PLAZA

10,000 SF - 50,000 SF AVAILABLE

## STEVE TOMASELLO

617.239.3617  
STOMASELLO@ATLANTICRETAIL.COM

## LESLIE COTTER

781.883.8464  
LCOTTER@ATLANTICRETAIL.COM



ALBANY

ATLANTA

BOSTON

THE PRUDENTIAL CENTER  
BOSTON, MA 02199  
617.239.3600

CHARLOTTE

LOS ANGELES



NEW YORK CITY

ORLANDO

PITTSBURGH

WEST PALM BEACH

[WWW.ATLANTICRETAIL.COM](http://WWW.ATLANTICRETAIL.COM)

 [LINKEDIN.COM/COMPANY/ATLANTIC-RETAIL-PROPERTIES](https://www.linkedin.com/company/atlantic-retail-properties)  
 [INSTAGRAM.COM/ATLANTIC\\_RETAIL/](https://www.instagram.com/atlantic_retail/)

   
RETAIL ADVISORS