

16,855 SF AVAILABLE FOR SUBLEASE/DIRECT IN THE GOLDEN TRIANGLE

7075 - 7077 SHADY OAK ROAD

Eden Prairie, MN 55344

\$7.00 PSF GROSS RENT



Charlie Merwin
Senior Director
+1 612 347 9346
charlie.merwin@cushwake.com

Clint Moe
Senior Associate
+1 952 221 1380
clint.moe@cushwake.com



PROPERTY HIGHLIGHTS

Address	7075 + 7077 Shady Oak Road
Suite size	1,000 SF Office <u>15,855 SF Warehouse</u> 16,855 SF Total
Year Built	1981
Clear Height	19'
Loading	5 docks
2025 CAM & Tax	\$4.86/SF
Lease Rate	\$7.00 PSF GROSS (includes CAM & Tax)



PROPERTY HIGHLIGHTS

Sublease term through June '27
(direct with LL for longer term)

Updated lighting

Available for immediate occupancy

Large truck court that can
accommodate 48' & 53' trailers



Full climate control in portion of the
warehouse (suite 7075 - 9,333 sf)

5 dock doors (suites 7075 + 7077)

Fully sprinklered

Great accessibility via Hwy 169,494,
212 + 62

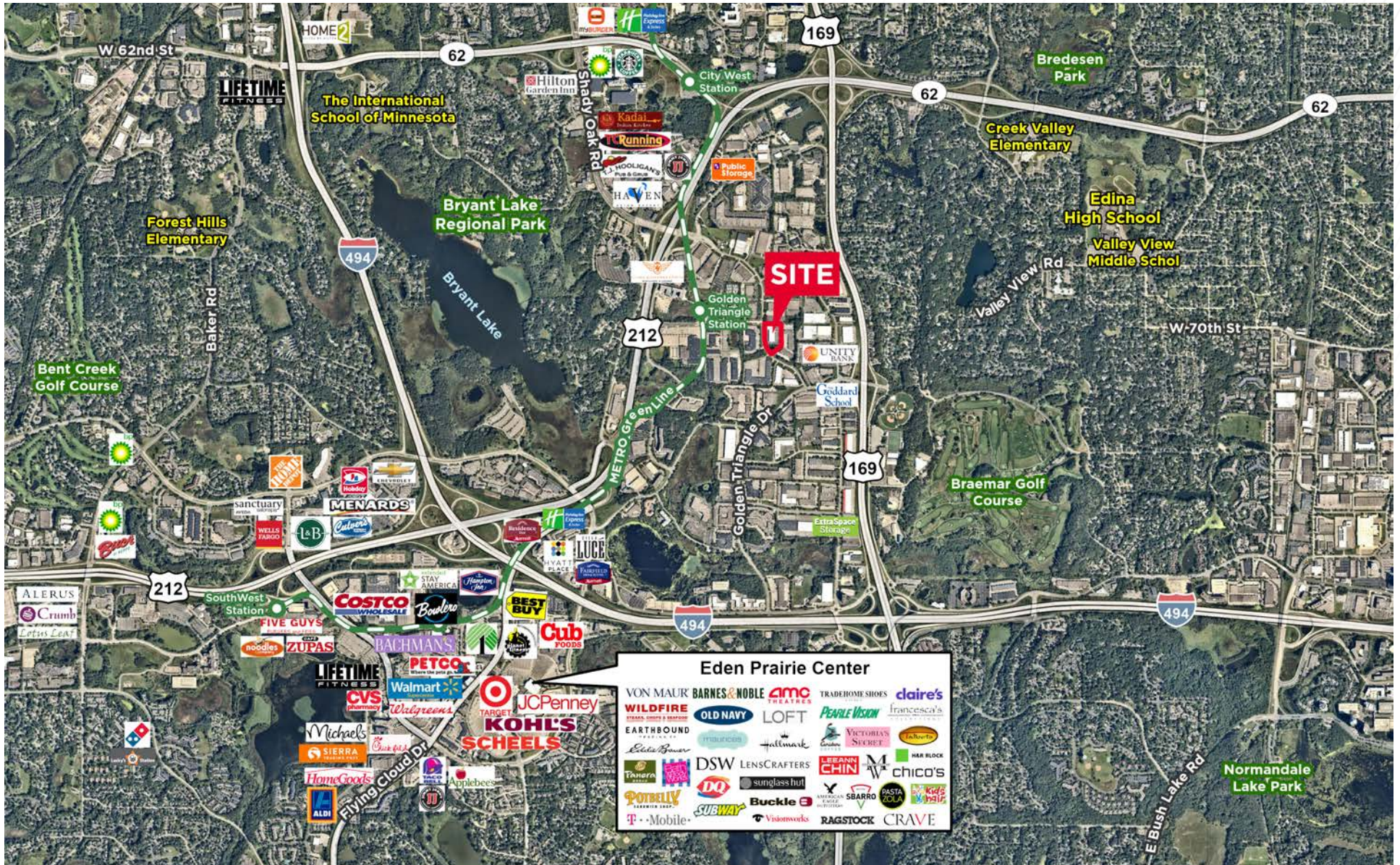
PHOTOS



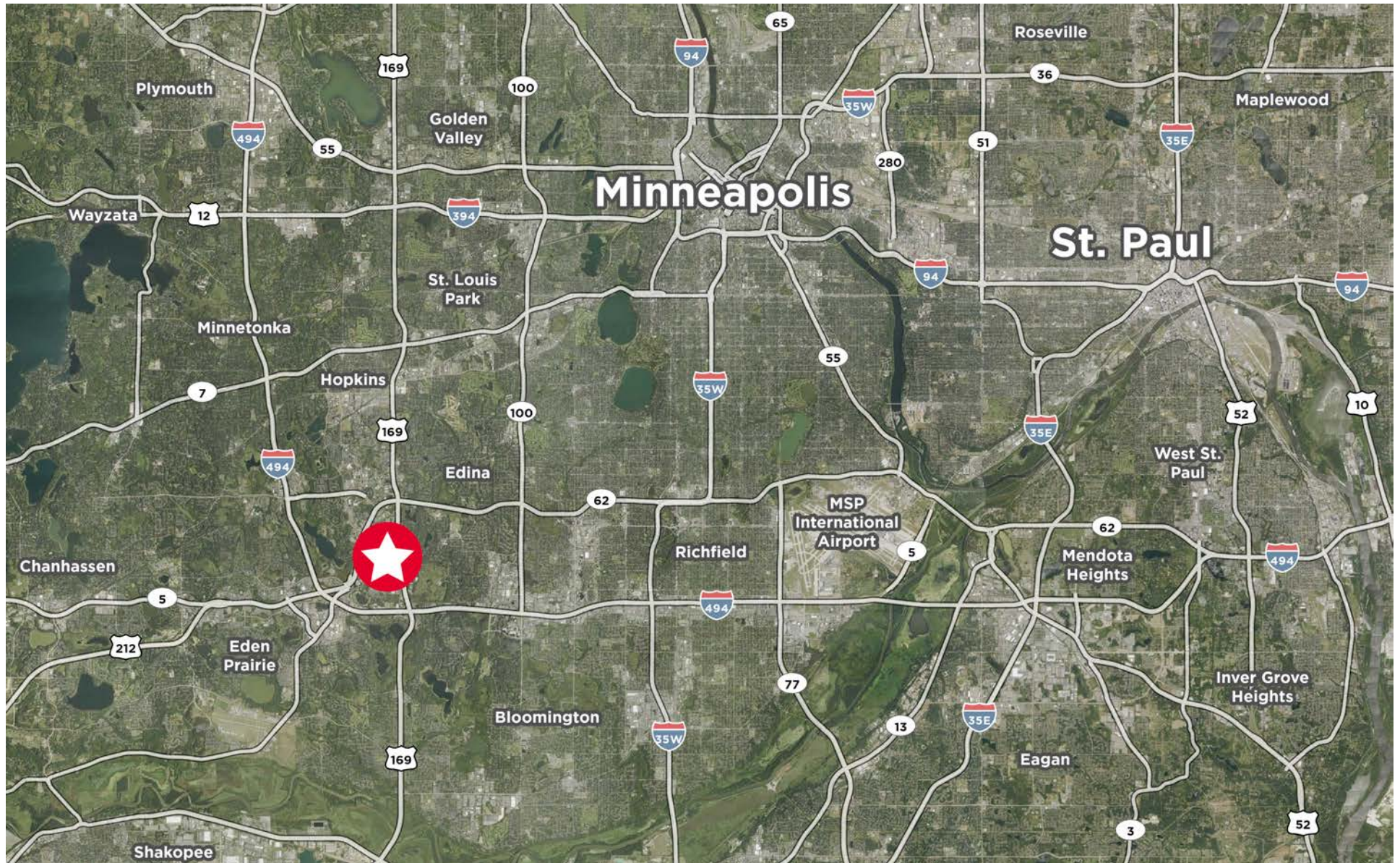
THE LOCATION



THE LOCATION



THE LOCATION



FOR MORE INFORMATION, PLEASE CONTACT:

Charlie Merwin

Senior Director
+1 612 347 9346
charlie.merwin@cushwake.com

Clint Moe

Senior Associate
+1 952 221 1380
clint.moe@cushwake.com

3500 American Blvd W
Suite 200
Bloomington, MN 55431
T +1 952 831 1000

