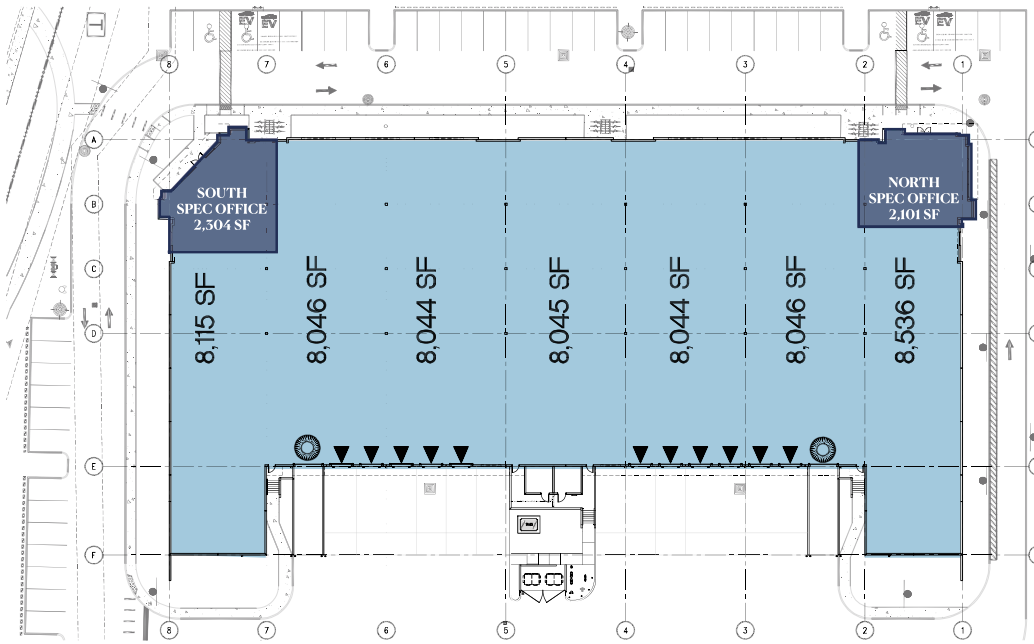
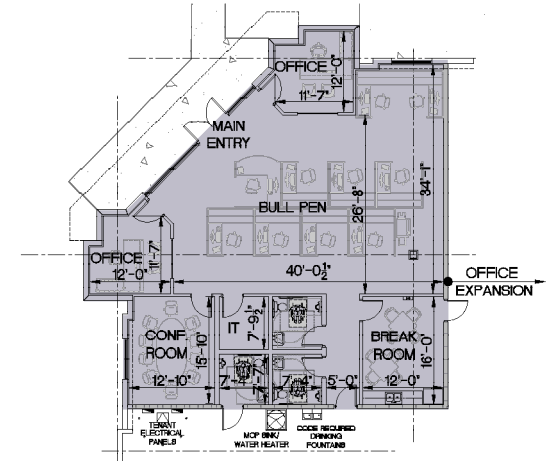


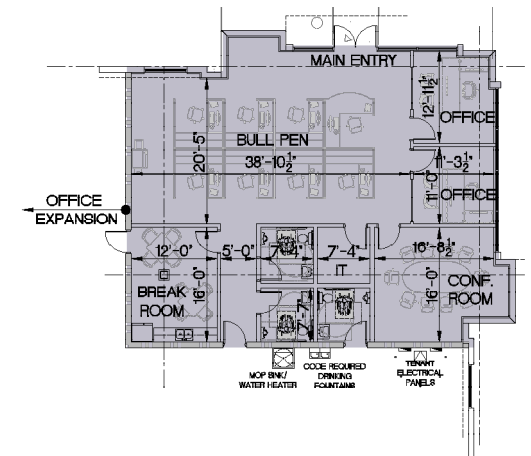
BUILDING A » 56,876 SF 4851 WEST ATLANTIC BOULEVARD



SOUTH SPEC OFFICE » 2,504 SF



NORTH SPEC OFFICE » 2,101 SF



BUILDING SPECIFICATIONS

» BUILDING SF:	56,876	» DRIVE-IN DOORS-RAMPS:	2
» CLEAR HEIGHT:	52'	» CONSTRUCTION:	Type 11-8
» BUILDING DIMENSIONS:	358' X 147'-6"	» ROOF SYSTEM:	R19
» LOADING:	Rear-Loading	» FIRE & LIFE SAFETY:	ESFR
» TRUCK COURT DEPTH:	109'	» SPEC OFFICE:	2,504 SF (S) 2,101 SF (N)
» PARKING:	56	» COLUMN SPACING:	54'
» PARKING RATIO:	1.02	» SLAB THICKNESS:	6"
» DOCK DOORS:	12	» DELIVERY:	2Q 2026