

# 13,325 SF - 38,800 SF

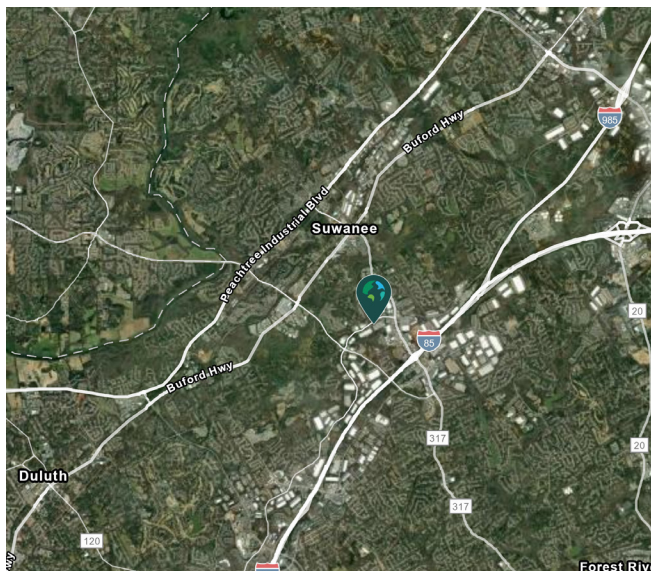
Industrial Space For Lease



## Prologis Suwanee Creek



150 Satellite Boulevard, Suite A  
Suwanee, GA 30024 USA



### LOCATION

- ±1.5 miles from I-85
- ±2.6 miles from I-985
- ±8.9 miles from GA 316
- Frontage on Satellite Boulevard

### FACILITY

- 51,200 SF building
- 13,325 - 38,800 SF available
  - 3,813 - 17,709 SF office
- Eleven (11) dock high doors (3 with EOD levelers)
- Two (2) drive in doors
- 40' x 40' column spacing
- Rear load configuration
- Seventy-two (72) auto parking spaces
- Power: 277/480 volts, 1,300 amps
- LED lighting in office and warehouse

### ADVANTAGES AND AMENITIES

- Prologis Clear Lease® - Know your lease expenses and capital costs with greater certainty before you sign.

**Your single-source service for efficient move-in and operations: [prologisessentials.com](https://www.prologisessentials.com)**



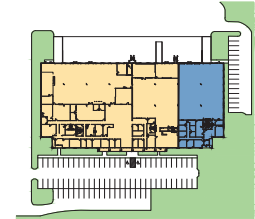
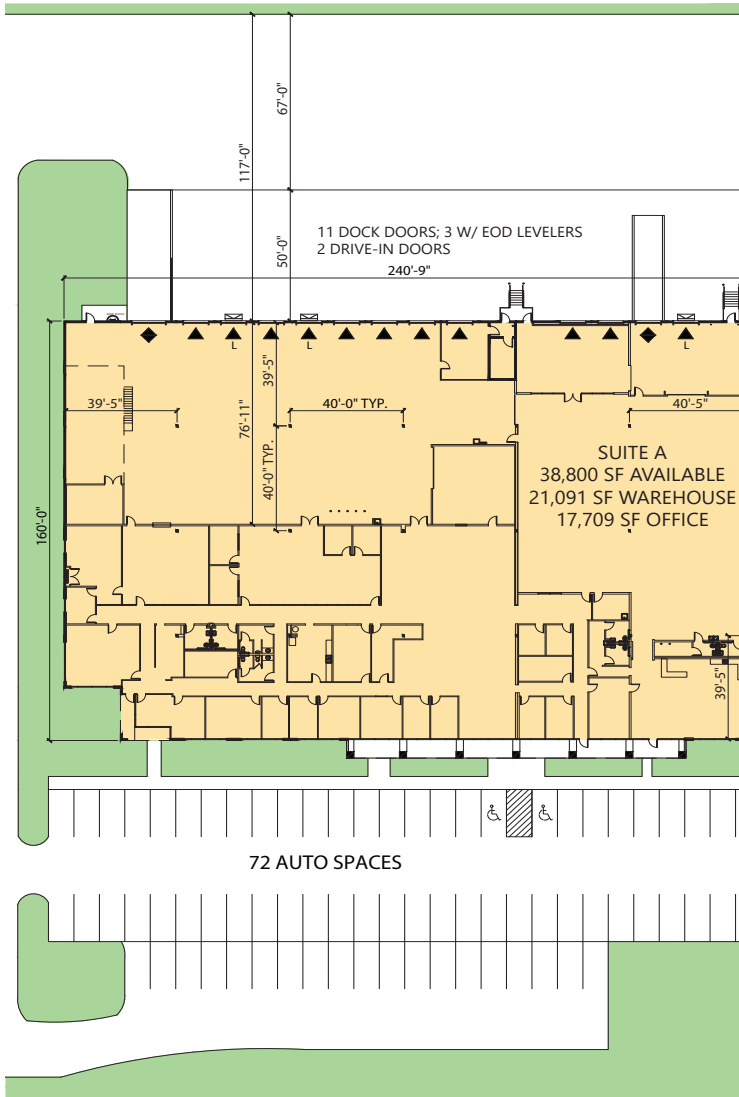
Scan the QR code for more info!

# 13,325 SF - 38,800 SF

Industrial Space For Lease



## Prologis Suwanee Creek



KEY PLAN

**LEGEND:**

- ▲ DOCK DOOR
- ▲ DOCK DOOR W/LEVELER
- ◆ DRIVE-IN DOOR
- ▲ ON-GRADE DOOR
- G EDGE OF DOCK LEVELER
- M PIT LEVELER
- LAND
- LEASED AREA
- VACANT AREA



**Lee & Associates**

Craig Viergever, SIOR  
cviergever@lee-associates.com  
ph +1 404 442 2843  
cell +1 404 281 4481  
3500 Lenox Road NE  
Suite 1600  
Atlanta, GA 30326 USA

**Lee & Associates**

Tommy Hiles, SIOR  
thiles@lee-associates.com  
ph +1 404 442 2847  
cell +1 404 229 0283  
3500 Lenox Road NE  
Suite 1600  
Atlanta, GA 30326 USA

**Lee & Associates**

Tyler Flemming  
tflemming@lee-associates.com  
ph +1 404 442 2855  
cell +1 404 649 5661  
3500 Lenox Road NE  
Suite 1600  
Atlanta, GA 30326 USA

**Prologis**

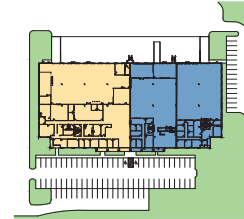
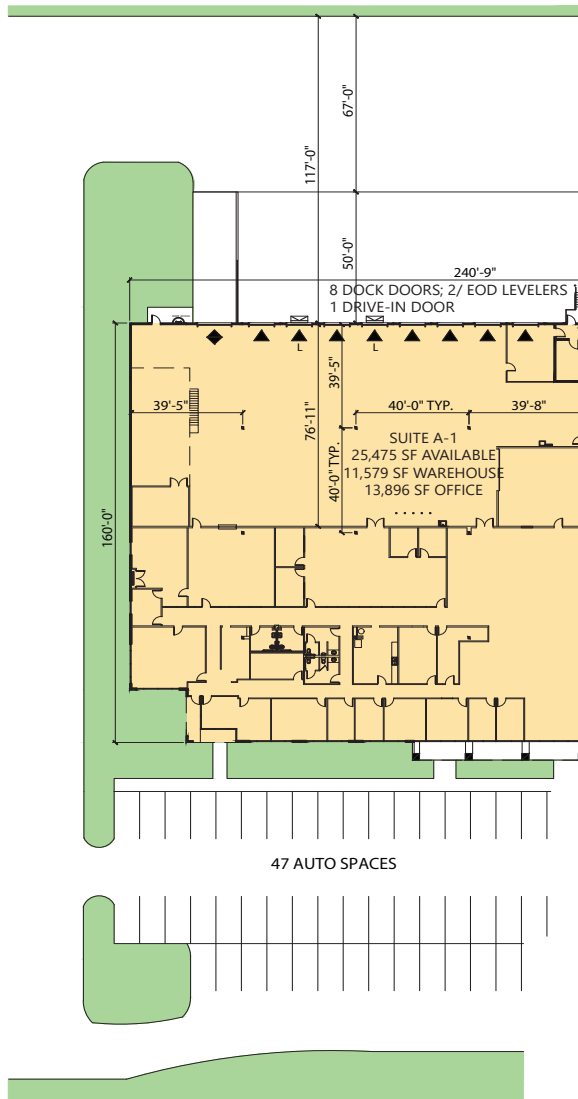
Rachel Karle  
rkarle@prologis.com  
ph +1 404 760 7260  
cell +1 404 917 7130  
3350 Peachtree Road  
Suite 850  
Atlanta, GA 30326 USA

# 13,325 SF - 38,800 SF

Industrial Space For Lease



## Prologis Suwanee Creek



KEY PLAN

**LEGEND:**

- ▲ DOCK DOOR
- ▲ DOCK DOOR W/LEVELER
- ◆ DRIVE-IN DOOR
- ▲ ON-GRADE DOOR
- G EDGE OF DOCK LEVELER
- ▭ PIT LEVELER
- LAND
- LEASED AREA
- VACANT AREA



**Lee & Associates**  
Craig Viergever, SIOR  
cviergever@lee-associates.com  
ph +1 404 442 2843  
cell +1 404 281 4481  
3500 Lenox Road NE  
Suite 1600  
Atlanta, GA 30326 USA

**Lee & Associates**  
Tommy Hiles, SIOR  
thiles@lee-associates.com  
ph +1 404 442 2847  
cell +1 404 229 0283  
3500 Lenox Road NE  
Suite 1600  
Atlanta, GA 30326 USA

**Lee & Associates**  
Tyler Flemming  
tflemming@lee-associates.com  
ph +1 404 442 2855  
cell +1 404 649 5661  
3500 Lenox Road NE  
Suite 1600  
Atlanta, GA 30326 USA

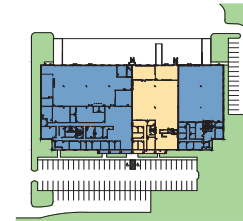
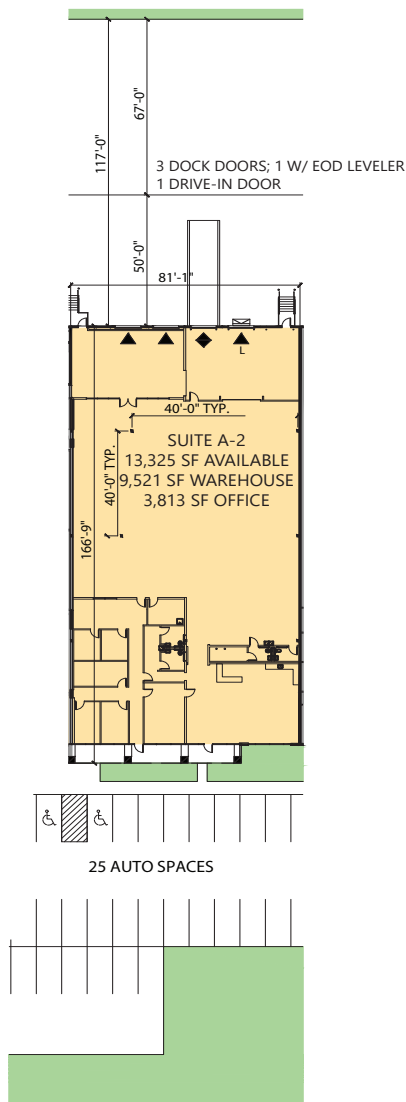
**Prologis**  
Rachel Karle  
rkarle@prologis.com  
ph +1 404 760 7260  
cell +1 404 917 7130  
3350 Peachtree Road  
Suite 850  
Atlanta, GA 30326 USA

# 13,325 SF - 38,800 SF

Industrial Space For Lease



## Prologis Suwanee Creek



KEY PLAN

**LEGEND:**

- ▲ DOCK DOOR
- ▲ DOCK DOOR W/LEVELER
- L DRIVE-IN DOOR
- ▲ ON-GRADE DOOR
- G EDGE OF DOCK LEVELER
- M PIT LEVELER
- LAND
- LEASED AREA
- VACANT AREA



**Lee & Associates**  
Craig Viergever, SIOR  
cviergever@lee-associates.com  
ph +1 404 442 2843  
cell +1 404 281 4481  
3500 Lenox Road NE  
Suite 1600  
Atlanta, GA 30326 USA

**Lee & Associates**  
Tommy Hiles, SIOR  
thiles@lee-associates.com  
ph +1 404 442 2847  
cell +1 404 229 0283  
3500 Lenox Road NE  
Suite 1600  
Atlanta, GA 30326 USA

**Lee & Associates**  
Tyler Flemming  
tflemming@lee-associates.com  
ph +1 404 442 2855  
cell +1 404 649 5661  
3500 Lenox Road NE  
Suite 1600  
Atlanta, GA 30326 USA

**Prologis**  
Rachel Karle  
rkarle@prologis.com  
ph +1 404 760 7260  
cell +1 404 917 7130  
3350 Peachtree Road  
Suite 850  
Atlanta, GA 30326 USA