



FOR LEASE

SEVEN HILLS PLAZA SHOPPING CENTER

18511 E. HAMPDEN AVE.
AURORA, CO 80013

SITE PLAN



AVAILABILITIES	
SUITE	AVAILABLE
102, 104 & 106	2,700 SF
110	1,200 SF
134	2,400 SF
160	1,700 SF
168	1,200 SF
172	1,429 SF
174	1,577 SF
187	1,964 SF
188	2,760 SF
192	3,680 SF

CROSSROADS BIBLE CHURCH

204
216
208

102, 104 & 106
108
110

112

120
122

124

128

132
134

MOVIE TAVERN
by MARCUS

140

ACTION BEHAVIOR CENTERS

142

152
154
156
158

160

Care & Community

162

166

168
170

172
174

176

178

184

185

187

188

192

194

TAQUERIA JALISCO MEXICAN GRILL

Allstate

GOLDEN FLAME HOT WINGS

Domino's

PEOPLE FOOD MART

AURORA VISION CENTER

WIX AUTO PARTS

Firestone

PLAY IT AGAIN SPORTS

meineke

7-ELEVEN

TOWER RD. (33,200 VPD)

HAMPDEN AVE. (24,500 VPD)



LOCATION OVERVIEW

TENANTS

- State Farm Insurance
- Smoker Friendly
- People Food Mart
- Animal Care Center of Aurora
- Lady Luck Tattoo
- Star 4 Ever Nail Salon
- Aurora Vision Center
- Honeybee Asian Bistro
- GRIN Pediatric Dentistry & Orthotics of Aurora
- Music Go Round
- NAPA Auto Parts
- Taqueria Jalisco Mexican Grill
- Play It Again Sports
- Movie Tavern
- Domino's Pizza
- 7 Eleven
- Golden Flame Hot Wings
- Crossroads Bible Church
- Allstate Insurance
- State Farm Insurance
- National Martial Arts Academy
- Action Behavior Centers
- Care and Community



TRAFFIC COUNTS

CoStar, 2024

Street	Cross Street	Vehicles Per Day
East Hampden Avenue	S Biscay St E	22,827
Tower Road	E Floyd Ave S	32,877

DEMOGRAPHICS

CoStar, 2024

	1 Mile	3 Mile	5 Mile
Population	21,933	146,933	282,124
Median HH Income	\$88,848	\$93,700	\$87,408



PROPERTY OVERVIEW



RETAIL SPACES FOR LEASE

DEMOGRAPHICS

RING OF 1-MILE RADIUS

23,708
2024 Total Population

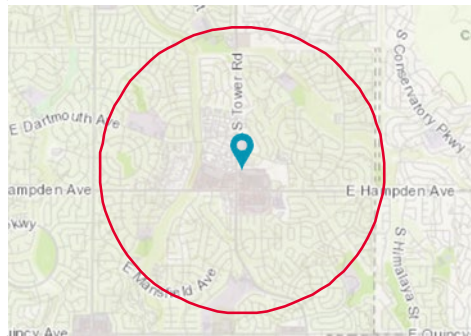
8,366
2024 Total Households

2.83
2024 Average Household Size

114,518
2024 Average Household Income

36.7
2024 Median Age

559,996
2024 Average Home Value



EMPLOYMENT

14,373
2024 Total Daytime Population

28%
2024 Daytime Population: Workers

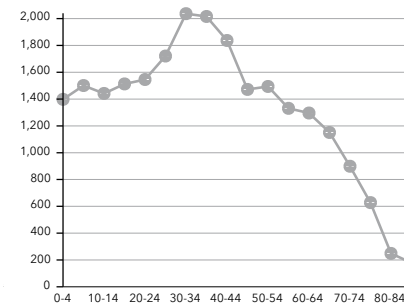
72%
2024 Daytime Population: Residents

4,578.7
2024 Daytime Population Density (Pop/sq mi)

329
2024 Total (SIC01-99) Businesses

2,986
2024 Total (SIC01-99) Employees

POPULATION BY AGE GROUP



EDUCATIONAL ATTAINMENT

20%
High School Diploma

5%
GED/Alternative Credential

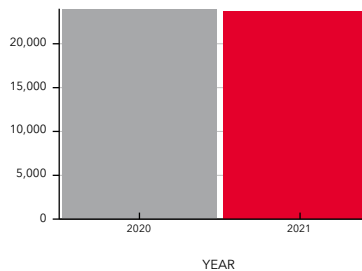
21%
Some College/No Degree

11%
Associate's Degree

24%
Bachelor's Degree

10%
Graduate/Professional Degree


POPULATION TIME SERIES 2010-2021



50%
Male Population (%)

50%
Female Population (%)

-0.40%
2023-2028 Population: Compound Annual Growth Rate



SEVEN HILLS PLAZA SHOPPING CENTER

18511 E. HAMPDEN AVE. | AURORA, CO 80013



FOR MORE INFORMATION, PLEASE CONTACT:

TYLER BRAY
 Director
 +1 303 312 4304
 tyler.bray@cushwake.com

NICO DEMETRIAN
 Associate
 +1 720 908 2711
 nico.demetrian@cushwake.com

1401 Lawrence Street
 Denver, Colorado 80202
 +1 303 392 3700
 cushmanwakefield.com

