

REDUCED PRICE  
+1% BROKER BONUS



16,835 SF FLEX SUBLEASE AVAILABLE

11650 Miramar Parkway  
Miramar, FL 33025



## SUBLEASE OVERVIEW

PREMISES:	<b>End Cap Space</b> Total Space is 16,835 SF <ul style="list-style-type: none"><li>• Office: 70%</li><li>• Warehouse: 30%</li></ul>
ASKING RATE:	\$19.00/SF Gross
LOADING DOORS:	5 each street level
CLEAR HEIGHT:	18'
DRIVE-INS:	10'W x 12'H
COLUMN SPACING:	40'W x 50'D
FURNITURE:	Available
SUBLEASE TERM:	Through November 30, 2030
TOTAL BUILDING SIZE:	63,602 SF
TOTAL PREMISES SIZE:	16,835 SF
YEAR BUILT:	2007
STORIES:	1

## CONTACT

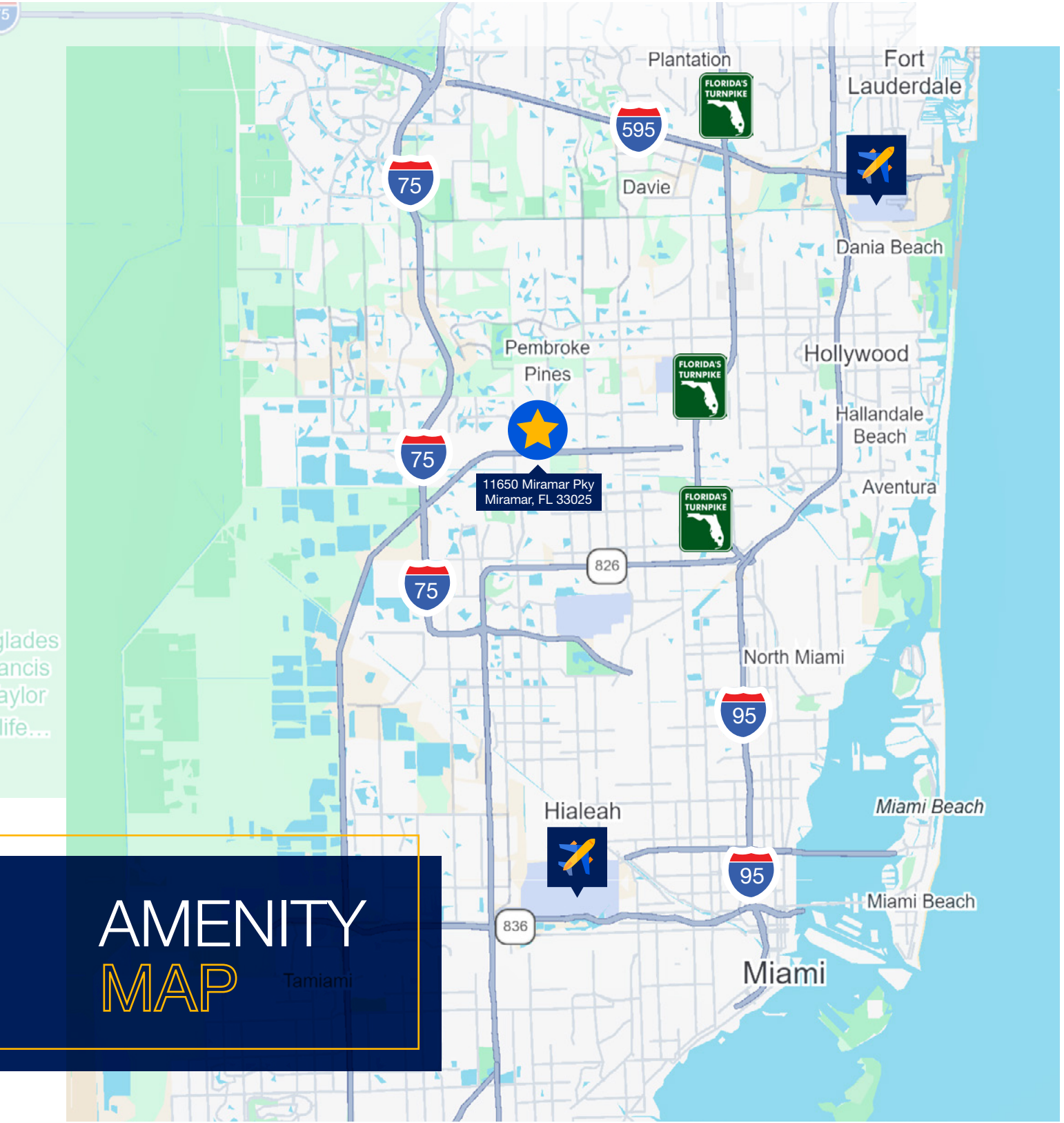


**Jeff Hartsook**  
305.321.9665 mobile  
jhartsook@cresa.com



**Adam Talbot**  
954.376.0236 mobile  
atalbot@cresa.com

11650 MIRAMAR PARKWAY  
MIRAMAR, FL 33025





# AMENITY MAP

Tamiami



11650 MIRAMAR PARKWAY  
MIRAMAR, FL 33025



11650 MIRAMAR PARKWAY  
MIRAMAR, FL 33025

