

Submittals

| phase | issued | date |
|-------|---------------|------------|
| SD | Client Review | 01/18/2022 |
| CD | Client Review | 02/24/2022 |
| | | |
| | | |
| | | |
| | | |
| | | |
| | | |
| | | |

Seal

| | | | |
|--|--|--|--|
| | | | |
|--|--|--|--|

Legal
 All construction details and drawings contained within this document are protected by the United States copyright laws and may not be reproduced for use on another project or used as an extension to this project without the prior, express written permission of Sahagun Architecture, LLC and subject to an appropriate compensation to Sahagun Architecture, LLC. Contractor shall not, directly or indirectly, in any way dispute or impugn the validity of the copyrights or Sahagun Architecture, LLC sole ownership and rights to use and control the use of the copyrights and trademarks during the duration of the agreement and thereafter. The contractor is responsible for confirming and correlating dimensions at the job site. The architect will not be responsible for construction means, methods, techniques or procedures or safety precautions and programs in connection with this project.

Permit No.

| | | | | | | | | | |
|---|---|---|---|---|---|---|---|---|---|
| x | x | x | x | x | x | x | x | x | x |
|---|---|---|---|---|---|---|---|---|---|

SJA Project No.

| | | | | | | | | | |
|---|---|---|---|---|---|---|---|---|--------|
| C | . | 2 | 2 | . | 0 | 0 | 1 | . | PURVIS |
|---|---|---|---|---|---|---|---|---|--------|



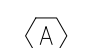
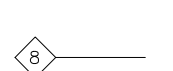
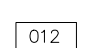

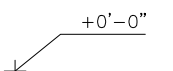
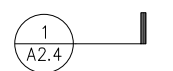
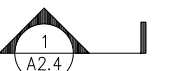



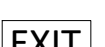
Title

| |
|------------|
| Floor Plan |
|------------|

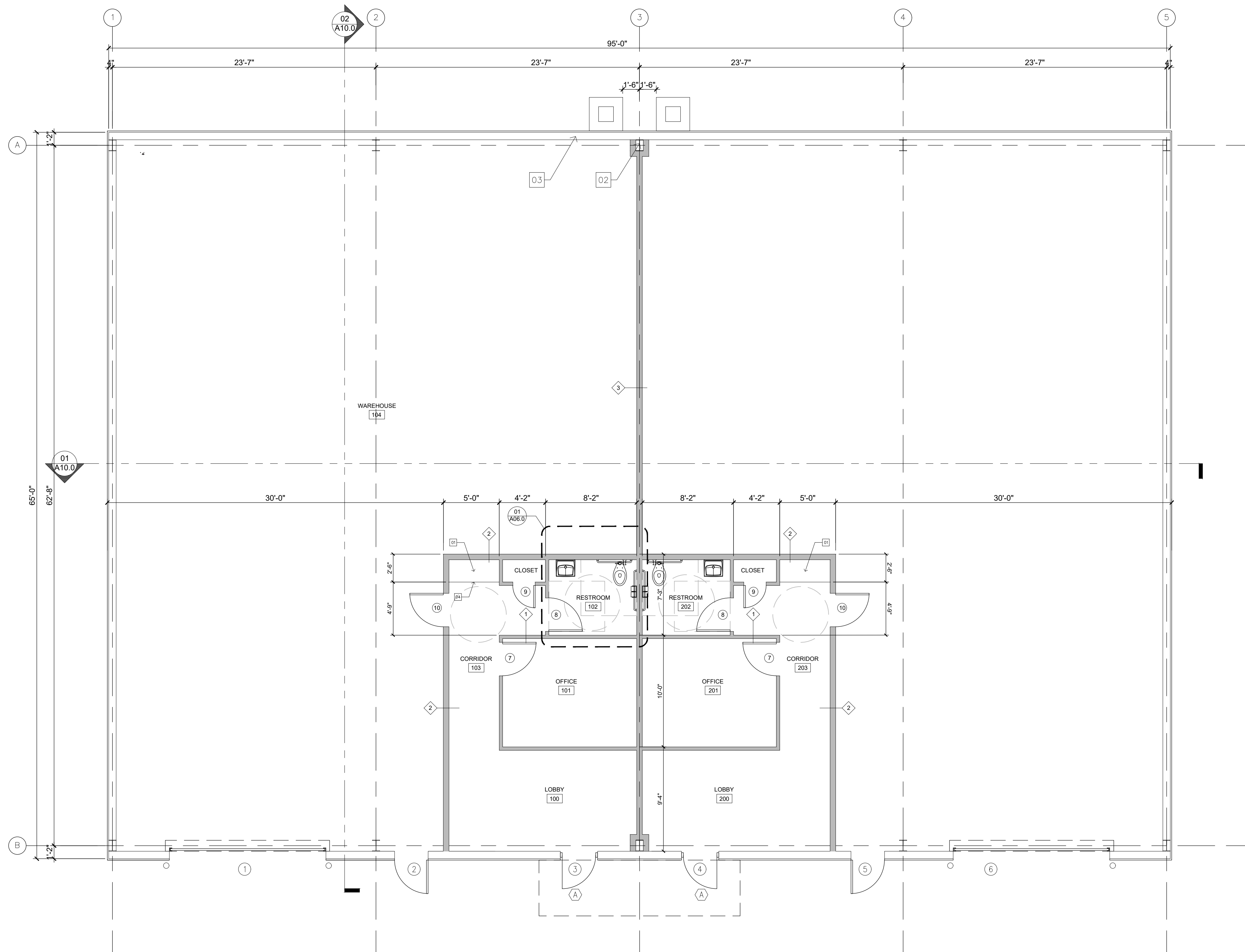
Sheet

| |
|-------|
| A03.0 |
|-------|

Legend

-  Hatched area indicates neighboring lease space.
-  Door / Opening
-  Window
-  Interior Partition Type
RE: Partition Schedule
-  Room Number
-  Key Note
-  Elevation Mark
-  Wall Section
-  Building Section
-  Elevations
-  Existing Wall
-  Proposed Wall
-  Exit Sign

- Code Notes**
- 01** REINFORCED CONCRETE SLAB, RE: STRUCTURAL DRAWINGS
 - 02** RIGID FRAME AS PER MFG.
 - 03** 8" STRUCTURAL GIRT AS PER MFG.
 - 04** OPEN SHELVING BELOW
 - 05** A/C UNIT, RE: A09.0 & A09.1



Floor Plan | 01
 Scale: 3/16" = 1'-0"