

NEWLY
CONSTRUCTED
ROUNDBOUT

22212 STATE ROUTE 410

FOR SALE/FOR LEASE

*±6.8 Acres in Bonney Lake - Eastown Build-To-Suit in
Fast Growing Market*

22212 STATE ROUTE 410, BONNEY LAKE, WA 98391

\$8,300,000
LISTING PRICE



PEAK 410

854,582+ SF - 7 building speculative business park development

FENNEL CREEK INDUSTRIAL PARK

289,458 SF - two-building industrial park -100% leased

NEWLY
CONSTRUCTED
ROUNDBOUT

**SUBJECT
PROPERTY**

**EAST TOWN
DISTRIBUTION CENTER**

100% leased with additional development land available

ACD 410 BUSINESS PARK

76,500 SF - 4-building industrial business park -100% leased

PROPERTY HIGHLIGHTS

±6.8

LAND ACRES

296,615

LAND SQUARE FEET

Lease Pricing Subject to Use

→ [VIEW PROPERTY PHOTOS](#)

→ [ZONING MAP](#)

→ [ZONING USE](#)

MATT MCLENNAN, SIOR, CCIM

253.722.1458

matt.mclennan@kidder.com

KRAIG HEETER, SIOR

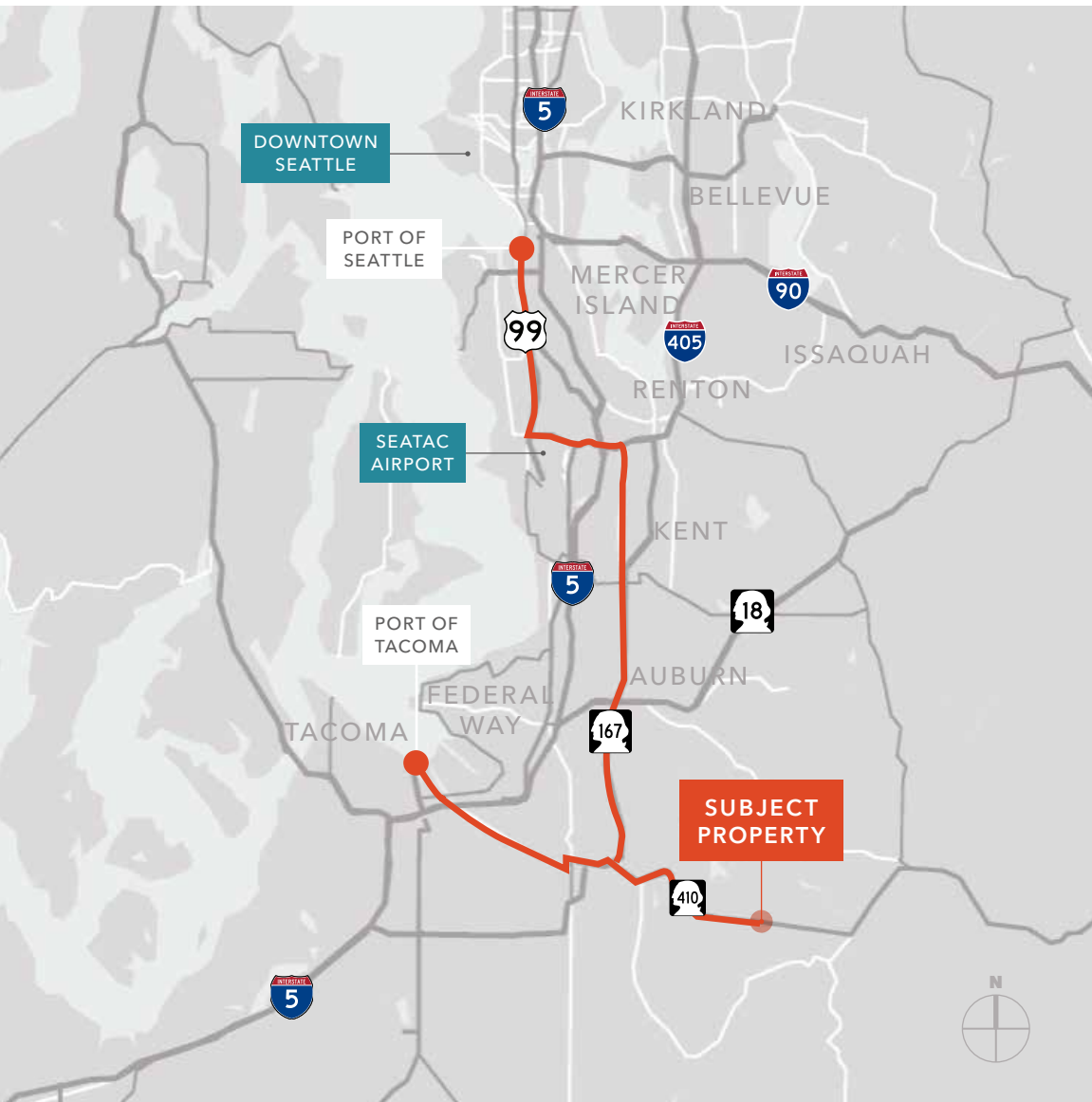
206.248.7313

kraig.heeter@kidder.com

KIDDER.COM

This information supplied herein is from sources we deem reliable. It is provided without any representation, warranty, or guarantee, expressed or implied as to its accuracy. Prospective Buyer or Tenant should conduct an independent investigation and verification of all matters deemed to be material, including, but not limited to, statements of income and expenses. Consult your attorney, accountant, or other professional advisor.

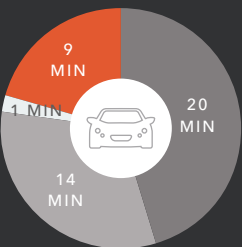




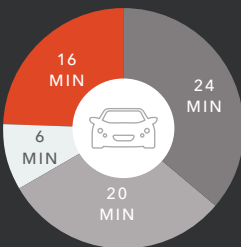
PERFECTLY CONNECTED

PEAK 410 EASILY ACCESSES MAJOR FREEWAYS AND INTERSTATE HIGHWAYS.

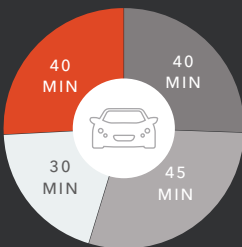
SR-167



Highway 18



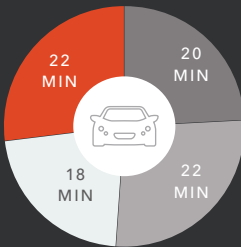
Port of Tacoma



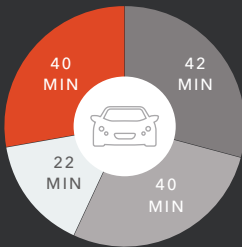
I-5 Entrance



Port of Seattle



Seatac Airport



PEAK 410 LAKEWOOD FREDERICKSON SUMNER