

Walgreens

2744 N CALIFORNIA AVE
CHICAGO, IL 60647

ABSOLUTE NNN
INVESTMENT GRADE
STRONG UNIT SALES



Marcus & Millichap
NNN DEAL GROUP

OFFERING MEMORANDUM

ACTUAL SITE

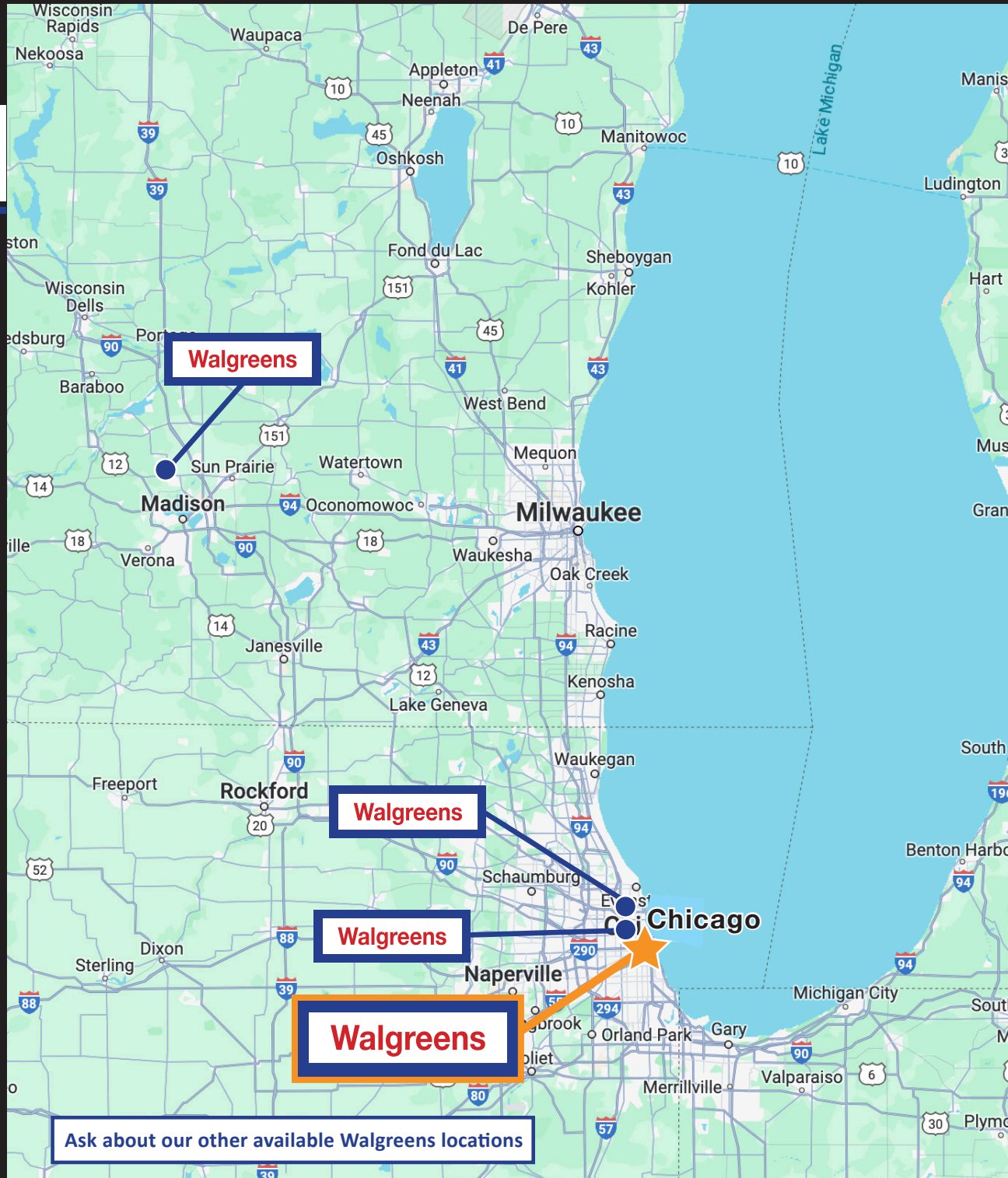
TABLE OF CONTENTS

- Investment Summary 3
- Investment Highlights..... 5
- Aerial Maps 6 & 7
- Site Plan..... 8
- Tenant Summary 9
- Location Overview 10

Marcus & Millichap
 NNN DEAL GROUP

LIOR REGENSTREIF

EXECUTIVE MANAGING DIRECTOR INVESTMENTS
 EXECUTIVE DIRECTOR, NET LEASED DIVISION
 EXECUTIVE DIRECTOR, RETAIL DIVISION
 ENCINO OFFICE
 Tel 818.212.2730
 Lior.Regenstreif@marcusmillichap.com
 CA 01267761



Ask about our other available Walgreens locations

Walgreens

INVESTMENT SUMMARY

2744 N CALIFORNIA AVE, CHICAGO, IL 60647

PRICE: \$7,400,000

CAP: 7.50%

RENT: \$555,000

OVERVIEW

PRICE	\$7,400,000
GROSS LEASABLE AREA (GLA)	12,515 SF
LOT SIZE (APPROX.)	0.82 Acres
NET OPERATING INCOME	\$555,000
YEAR RENOVATED	2009

LEASE ABSTRACT

LEASE TYPE	NNN
BASE TERM	25 Years
ORIGINAL LEASE START	6/8/2009
LEASE EXPIRATION	6/7/2034
REMAINING TERM	+/- 10 yrs
RENEWAL OPTIONS	50x1
INCREASES	Flat (subject to percentage rents)
LANDLORD OBLIGATION	None At All

ANNUALIZED OPERATING DATA

LEASE TERM	ANNUAL RENT
CURRENT	\$555,000

PORTFOLIO OPTION

THIS SITE MAY BE SOLD INDIVIDUALLY OR PART OF A 4 WALGREENS PROPERTY PORTFOLIO.

PLEASE CONTACT AGENT FOR MORE DETAILS.

Marcus & Millichap



ACTUAL SITE

INVESTMENT HIGHLIGHTS

NNN

PASSIVE SLEEP-AT-NIGHT OPPORTUNITY

The NNN lease structure requires zero landlord obligations, tenant pays for all taxes, insurance, and maintenance directly



STABLE INVESTMENT GRADE TENANT

Walgreens Boots Alliance is publicly traded (NASDAQ: WBA), is ranked #18 in the Fortune 500, and is rated "BBB-" by S&P



FANTASTIC LOCATION

Located in the heart of Chicago, this site has been a staple in the community since 2009



STRATEGICALLY LOCATED RETAIL CORNER

Excellent visibility on a signalized intersection with multiple access points offering convenience and e-commerce resistance, including a drive-thru pharmacy and electric vehicle charging station



OUTSTANDING DEMOGRAPHICS

Surrounded by dense urban infill, with more than 1,000,000 residents living within a 5-mile radius from the site





Brentano Elementary Math & Science Academy

Local Health Pharmacy	Logistics Service
Day Care Center	RxFitness CrossFit - Gym

POPEYES
LOUISIANA KITCHEN

IHOP



Real Estate Agency

Beautylicious Hair & Nail Salon

Ravinia Brewing Company - Brewpub

KENNEDY EXPY - 299,900 VPD

W DIVERSITY AVE - 16,700 VPD

N CALIFORNIA AVE - 12,500 VPD

Big Mouth Steak and Subs

Performing Arts Theater

Mediterranean Grill

Ocaso Kitchen and Bar

Walgreens

Child Care Agency



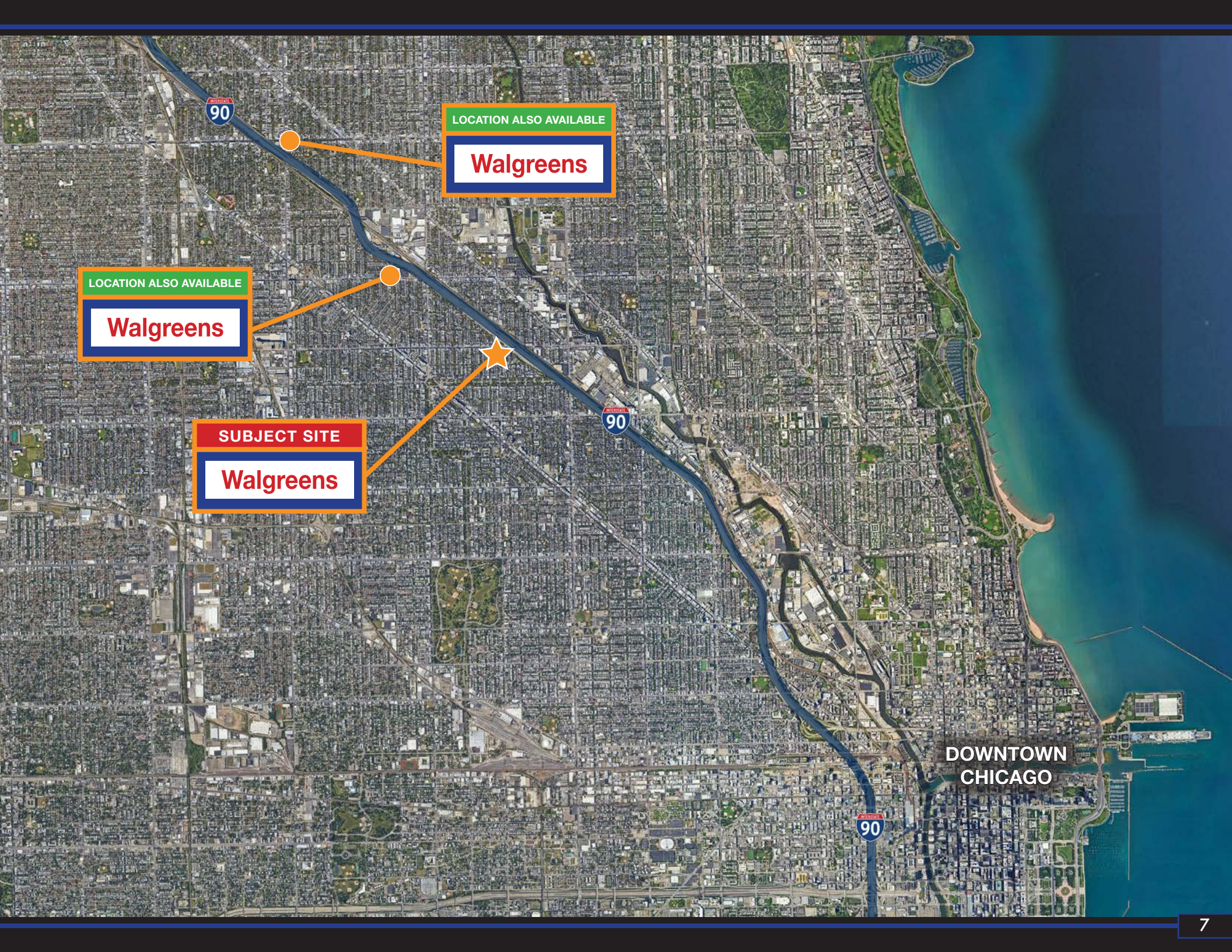
Brentano Elementary Math & Science Academy

Landscape Designer

Seventh-day Adventist Church

Investment Service

Real Estate Agents



LOCATION ALSO AVAILABLE

Walgreens

LOCATION ALSO AVAILABLE

Walgreens

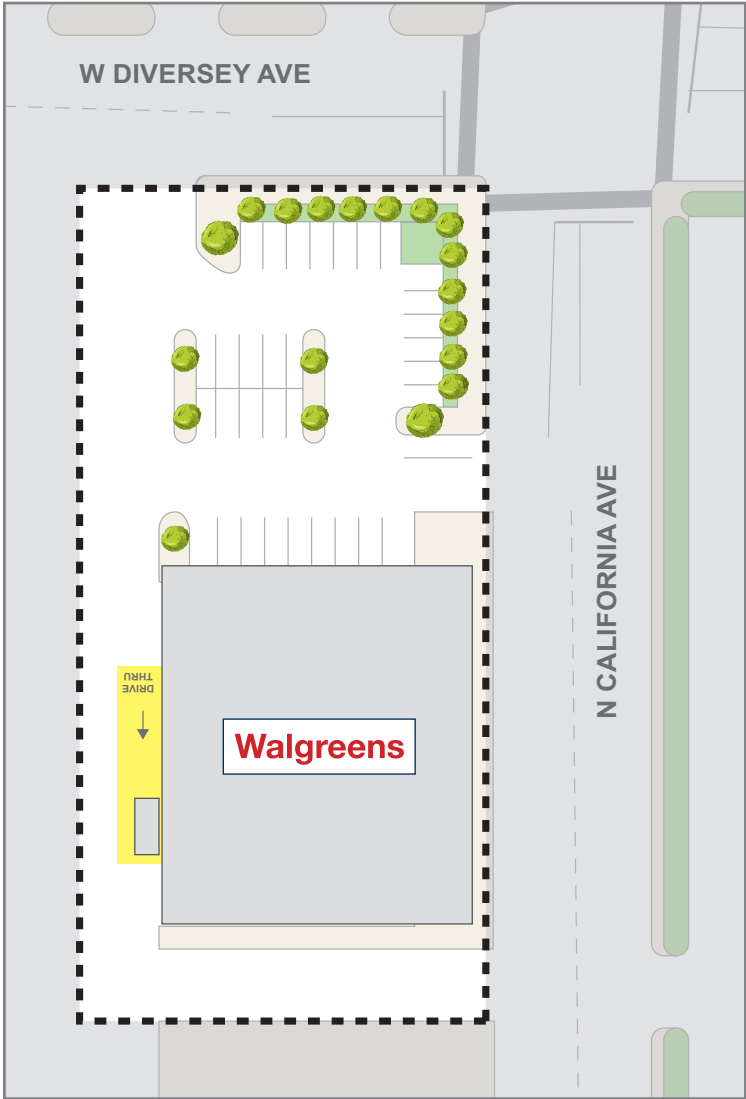
SUBJECT SITE

Walgreens

DOWNTOWN
CHICAGO

SITE PLAN

2744 N CALIFORNIA AVE, CHICAGO, IL 60647



TENANT SUMMARY

WALGREENS

Walgreens, one of the nation's largest drugstore chains, is included in the Retail Pharmacy USA Division of Walgreens Boots Alliance, Inc. (NASDAQ: WBA), the first global pharmacy-led, health and wellbeing enterprise. Walgreens Boots Alliance has over 21,000 stores in 11 countries as well as one of the largest global pharmaceutical wholesale and distribution networks, with over 425 distribution centers delivering to more than 250,000 pharmacies, doctors, health centers and hospitals each year in more than 20 countries.

Approximately 9 million customers interact with Walgreens in stores and online each day. The company is focused on creating a neighborhood health destination and a more modern pharmacy aligned to a wider range of healthcare services. Walgreens utilizes its retail network as a channel to provide health and wellness services to its customers and patients, as illustrated by the company's ability to play a significant role in providing flu vaccines and other immunizations.

Walgreens Boots Alliance recently announced an increased investment in VillageMD, which will provide a full-service clinic in Walgreens stores, to advance its strategic position in the delivery of value-based primary care. This investment will accelerate the opening of more than 600 Village Medical at Walgreens primary care practices in more than 30 U.S. markets by 2025 and 1,000 by 2027.



Headquarters

**DEERFIELD,
ILLINOIS**



Year Founded

1901



Fortune 500

RANKED #18



U.S. Locations

9,000



S&P Credit Rating

BBB-

LOCATION OVERVIEW / CHICAGO, IL

CHICAGO

Chicago-Naperville-Elgin is one of the largest metros in the nation. The Chicagoland area is bounded to the east by Lake Michigan, expands over a 5,000-square-mile region in northeastern Illinois and extends into Wisconsin and Indiana. The metro houses 9.5 million people and comprises 14 counties. The city of Chicago contains 2.7 million residents. The greatest growth during the past 20 years occurred in the western portion of the region and was exemplified between 2020-2021. Since then, movement back into downtown Chicago is gaining headway as employers increasingly push for hybrid work schedules, while progressing tourism levels support activity in the urban core.

METRO HIGHLIGHTS



SECOND-LARGEST METROPOLITAN AREA

The metro population trails only Los Angeles in size. Slowing population growth, however, has been noted over the previous decade.




WEALTH OF INTELLECTUAL CAPITAL

Illinois trails only New York City, Texas and California in total corporate headquarters. There are 34 Fortune 500 companies based locally.



LARGE, DIVERSE EMPLOYMENT BASE


The Chicago metro employs 4.8 million workers in an array of industries, including the growing tech and logistics sectors.



LOCATION OVERVIEW / CHICAGO, IL

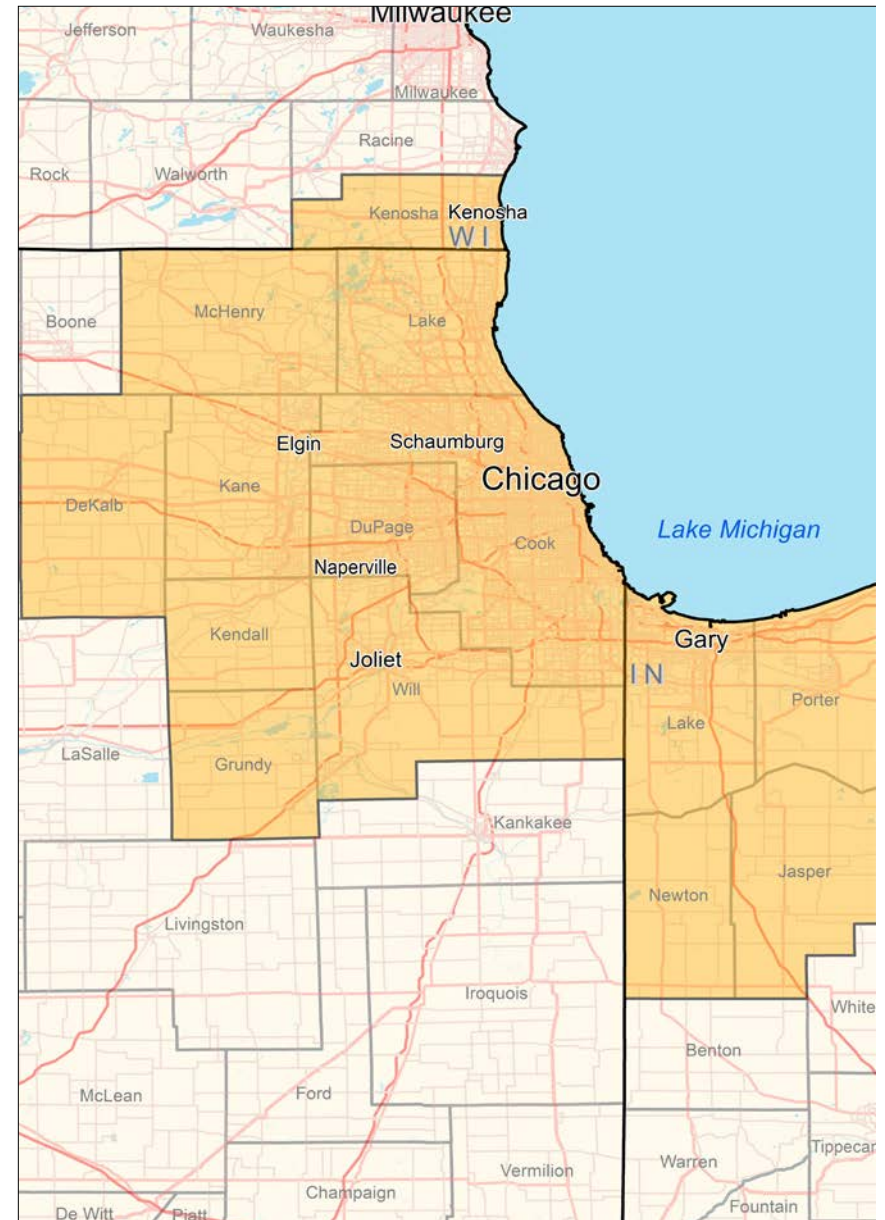
TRANSPORTATION

- The region's transit network ranks among the largest and most efficient across the country.
- The vast network of freeways, centralized location, a large rail-truck intermodal facility and the Port of Chicago contribute to the metro's position as a major distribution and logistics hub.
- Chicago is the nation's top freight rail hub, with major carriers BNSF, Union Pacific, CSX and Norfolk Southern servicing the region.
- Amtrak routes originate from Union Station, while the Metra commuter rail and the Chicago L provide passenger service throughout the metro area and beyond.
- International airports include O'Hare, Midway and Gary/Chicago. Sixteen smaller airports also provide air service for the region.



MORE THAN
40%

OF ILLINOIS RESIDENTS LIVE IN THE SUB-URBS OF CHICAGO, MANY OF WHOM COM-MUTE INTO THE CITY FOR WORK



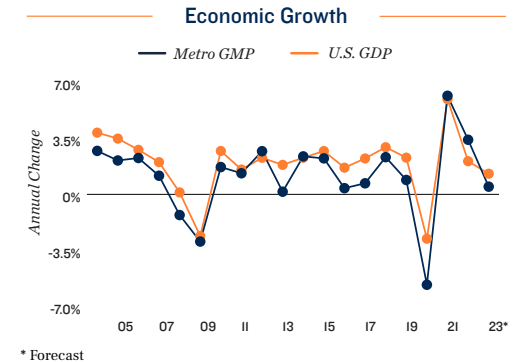
LOCATION OVERVIEW / CHICAGO, IL

ECONOMY

- The metro has one of the biggest economies in the nation, and is buoyed by its distribution, finance, manufacturing operations and growing high-technology sectors.
- Fortune 500 companies headquartered in the metro include Walgreens, Abbott Laboratories, Allstate and McDonald's.
- The area is a major global tourist and convention destination. Typically, more than 50 million people visit the metro annually and support nearly 500,000 jobs in the leisure and hospitality sector. Although suppressed during the pandemic, visitations and employment are improving.
- Large tech firms operating in the metro, such as Amazon and Google, attract a wide array of startup companies.
- Backed by some of the nation's more well-regarded universities, the workforce is considered one of the most diverse and well trained among major United States metros.

MAJOR AREA EMPLOYERS

- Amazon.com, Inc.
- Advocate Aurora Health
- Walmart
- Northwestern Memorial Healthcare
- United Continental Holdings, Inc.
- American Airlines
- Abbott Laboratories
- AMTA Health
- University of Chicago



SHARE OF 2022 TOTAL EMPLOYMENT



9%

MANUFACTURING



18%

PROFESSIONAL AND BUSINESS SERVICES



11%

GOVERNMENT



9%

LEISURE AND HOSPITALITY



7%

FINANCIAL ACTIVITIES



20%

TRADE, TRANSPORTATION, AND UTILITIES



4%

CONSTRUCTION



16%

EDUCATION AND HEALTH SERVICES



2%

INFORMATION



4%

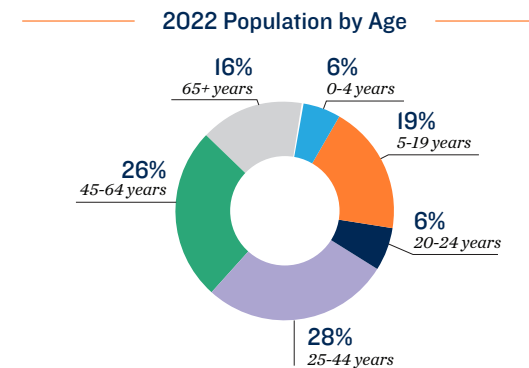
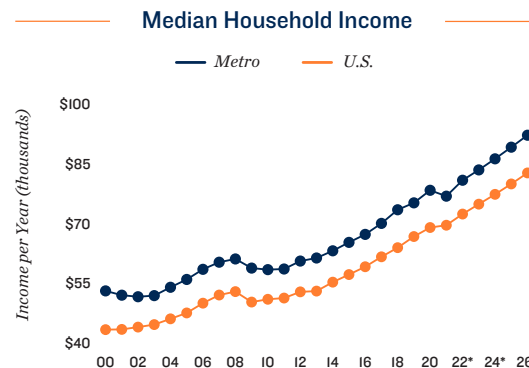
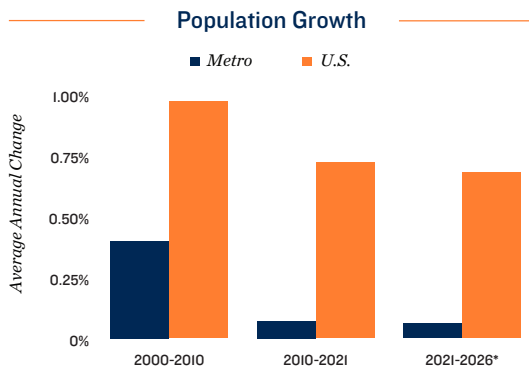
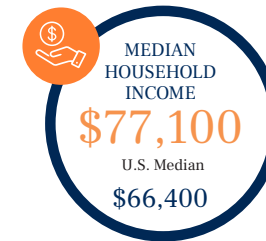
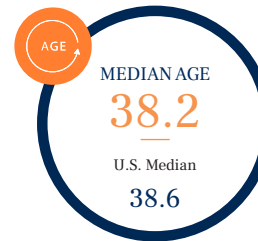
OTHER SERVICES

LOCATION OVERVIEW / CHICAGO, IL

DEMOGRAPHICS

- Chicago is the second-most populous metro in the U.S., with 9.5 million residents. During the next five years, the population is expected to remain steady.
- World-class education institutions, including Northwestern University and the University of Chicago, help provide a skilled labor pool. More than 40 percent of residents ages 25 and older hold a bachelor's degree, and of these, roughly 15 percent have also earned a graduate or professional degree, which is well above the national level.
- Younger professionals moving to the market for employment provide a skilled workforce and contribute to a median age that is slightly below that of the U.S. median, as well as a household income above the national level.
- More people are renting as thousands of new apartments are completed. The local homeownership at 61 percent is slightly below the national rate.

QUICK FACTS



* Forecast
 Sources: Marcus & Millichap Research Services; BLS; Bureau of Economic Analysis; Experian; Fortune; Moody's Analytics; U.S. Census Bureau

LOCATION OVERVIEW / CHICAGO, IL

QUALITY OF LIFE

The Chicago metro has something to offer to each of its residents and visitors, whether it is legendary blues and jazz music, cultural and educational venues, professional sports, dining, entertainment, shopping or recreational amenities.

The Chicago area's relative affordability is largely due to its lower housing costs. The median home price is significantly less than in other cities of its size and is below that of many smaller cities, including Seattle and Denver.

Cultural activities and artistic venues underpin the metro's cosmopolitan lifestyle. The region is home to various well-known museums, including the world-class Field Museum, Shedd Aquarium, the Museum of Science and Industry, the Art Institute of Chicago and Adler Planetarium. The theater scene rivals the world's best, and troupes, dance companies, symphony orchestras and music venues abound. Chicago is also home to the upcoming Obama Presidential Center, which broke ground in September 2021.

\$337,500

MEDIAN HOME PRICE



70

MUSEUMS



29

MILES OF SHORELINE

SPORTS

Baseball	MLB	CHICAGO CUBS
Baseball	MLB	CHICAGO WHITE SOX
Football	NFL	CHICAGO BEARS
Basketball	NBA	CHICAGO BULLS
Hockey	NHL	CHICAGO BLACKHAWKS
Soccer	MLS	CHICAGO FIRE FC

EDUCATION

- DEPAUL UNIVERSITY
- THE UNIVERSITY OF CHICAGO
- NORTHWESTERN UNIVERSITY
- LOYOLA UNIVERSITY CHICAGO
- UNIVERSITY OF ILLINOIS CHICAGO

ARTS & ENTERTAINMENT

- ADLER PLANETARIUM
- SHEDD AQUARIUM
- THE FIELD MUSEUM CHICAGO
- MUSEUM OF SCIENCE AND INDUSTRY, CHICAGO

Sources: Marcus & Millichap Research Services; BLS; Bureau of Economic Analysis; Experian; Fortune; Moody's Analytics; U.S. Census Bureau



Downtown Chicago

DEMOGRAPHICS / CHICAGO, IL

POPULATION	1 MILE	3 MILES	5 MILES
2027 Projection	56,597	588,521	1,267,662
2022 Estimate	57,062	592,487	1,270,253
Growth 2022 - 2027	-0.82%	-0.67%	-0.20%
2000 Census	63,295	623,284	1,322,123
2010 Census	56,137	583,849	1,247,932
Growth 2000 - 2010	-11.31%	-6.33%	-5.61%

HOUSEHOLDS	1 MILE	3 MILES	5 MILES
2027 Projections	24,461	248,210	549,865
2022 Estimate	24,205	247,157	544,068
Growth 2022 - 2027	1.06%	0.43%	1.07%
2000 Census	23,302	242,278	525,597
2010 Census	23,525	243,091	527,912
Growth 2000 - 2010	0.96%	0.34%	0.44%

2022 EST. HOUSEHOLDS BY INCOME	1 MILE	3 MILES	5 MILES
\$200,000 or More	13.11%	15.62%	13.85%
\$150,000 - \$199,999	10.10%	9.86%	9.08%
\$100,000 - \$149,999	20.72%	17.23%	16.43%
\$75,000 - \$99,999	12.55%	12.38%	12.17%
\$50,000 - \$74,999	15.06%	14.53%	14.35%
\$35,000 - \$49,999	8.45%	8.87%	8.95%
\$25,000 - \$34,999	7.04%	6.90%	7.40%
\$15,000 - \$24,999	5.79%	6.23%	7.10%
\$10,000 - \$14,999	2.81%	3.07%	3.83%
Under \$9,999	4.37%	5.32%	6.82%
2022 Est. Average Household Income	\$122,418	\$130,149	\$120,777
2022 Est. Median Household Income	\$87,477	\$84,656	\$77,884
2022 Est. Per Capita Income	\$52,015	\$54,433	\$51,941

POPULATION PROFILE	1 MILE	3 MILES	5 MILES
2022 Estimated Population by Age	57,062	592,487	1,270,253
Under 4	6.6%	6.8%	6.3%
5 to 14 Years	9.8%	10.2%	10.0%
15 to 17 Years	2.6%	2.5%	2.7%
18 to 19 Years	1.4%	1.8%	1.9%
20 to 24 Years	6.2%	6.6%	6.6%
25 to 29 Years	13.4%	13.4%	11.8%
30 to 34 Years	14.1%	13.4%	11.7%
35 to 39 Years	11.4%	10.6%	9.5%
40 to 49 Years	13.9%	13.5%	13.2%
50 to 59 Years	8.8%	8.9%	10.3%
60 to 64 Years	3.7%	3.8%	4.8%
65 to 69 Years	2.8%	3.0%	3.9%
70 to 74 Years	2.2%	2.2%	3.0%
Age 75+	3.1%	3.1%	4.4%
2022 Median Age	33.5	33.2	34.6

2022 Population 25 + by Education Level	41,895	426,964	921,688
Elementary (0-8)	4.78%	5.28%	4.55%
Some High School (9-11)	4.13%	5.39%	6.09%
High School Graduate (12)	17.38%	16.25%	17.80%
Some College (13-15)	12.12%	11.95%	13.88%
Associates Degree Only	4.79%	4.28%	4.87%
Bachelors Degree Only	35.22%	33.77%	30.12%
Graduate Degree	20.11%	21.44%	21.08%

DISCLOSURE AND CONSENT TO DUAL AGENCY

The undersigned Agent may undertake a dual representation (represent both the seller and the buyer) for the sale of property. The undersigned Buyer and Seller acknowledge they were informed of the possibility of this type of representation. Before signing this document, please read the following:

Representing more than one party to a transaction presents a conflict of interest since both clients may rely upon Agent's advice and the client's respective interests may be adverse to each other. Agent will undertake this representation only with the written consent of ALL clients in the transaction.

Any agreement between the clients as to a final contract price and other terms is a result of negotiations between the clients acting in their own best interests and on their own behalf. You acknowledge that Agent has explained the implications of dual representation, including the risks involved, and understand that you have been advised to seek independent advice from your advisors or attorneys before signing any documents in this transaction.

WHAT AN AGENT CAN DO FOR CLIENTS WHEN ACTING AS A DUAL AGENT

- 1) Treat all clients honestly
- 2) Provide information about the property to the buyer.
- 3) Disclose all latent material defects in the property that are known to the Agent.
- 4) Disclose financial qualification of the buyer to the seller.
- 5) Explain real estate terms.
- 6) Help the buyer to arrange for property inspections.
- 7) Explain closing costs and procedures.
- 8) Help the buyer compare financing alternatives.
- 9) Provide information about comparable properties that have sold so both clients may make educated decisions on what price to accept or offer.

WHAT AN AGENT CANNOT DISCLOSE TO CLIENTS WHEN ACTING AS A DUAL AGENT

- 1) Confidential information that Agent may know about a client, without that client's permission.
- 2) The price the seller will take other than the listing price without permission of the seller.
- 3) The price the buyer is willing to pay without permission of the buyer.
- 4) A recommended or suggested price the buyer should offer.
- 5) A recommended or suggested price the seller should counter with or accept.

If either client is uncomfortable with this disclosure and dual representation, please let Agent know. You are not required to sign this document unless you want to allow Agent to proceed as a Dual Agent in this transaction.

By signing below, you acknowledge that you have read and understand this form and voluntarily consent to Agent action as a Dual Agent (that is, to represent BOTH the seller and the buyer) should that become necessary.

SELLER: _____ DATE: _____

BUYER: _____ DATE: _____

AGENT: Marcus & Millichap Real Estate Investment Services of Chicago, Inc.

AGENT: _____ DATE: _____

NO REPRESENTATION IS MADE BY AGENT AS TO THE LEGAL OR TAX EFFECT OR VALIDITY OF ANY PROVISION OF THIS DOCUMENT. AGENT IS NOT QUALIFIED TO GIVE ADVICE ON LEGAL OR TAX MATTERS. IF YOU DESIRE LEGAL OR TAX ADVICE, CONSULT YOUR ATTORNEY OR TAX ADVISOR.

CONFIDENTIALITY AND DISCLAIMER

The information contained in the following Marketing Brochure is proprietary and strictly confidential. It is intended to be reviewed only by the party receiving it from Marcus & Millichap and should not be made available to any other person or entity without the written consent of Marcus & Millichap. This Marketing Brochure has been prepared to provide summary, unverified information to prospective purchasers, and to establish only a preliminary level of interest in the subject property. The information contained herein is not a substitute for a thorough due diligence investigation. Marcus & Millichap has not made any investigation, and makes no warranty or representation, with respect to the income or expenses for the subject property, the future projected financial performance of the property, the size and square footage of the property and improvements, the presence or absence of contaminating substances, PCB's or asbestos, the compliance with State and Federal regulations, the physical condition of the improvements thereon, or the financial condition or business prospects of any tenant, or any tenant's plans or intentions to continue its occupancy of the subject property. The information contained in this Marketing Brochure has been obtained from sources we believe to be reliable; however, Marcus & Millichap has not verified, and will not verify, any of the information contained herein, nor has Marcus & Millichap conducted any investigation regarding these matters and makes no warranty or representation whatsoever regarding the accuracy or completeness of the information provided. All potential buyers must take appropriate measures to verify all of the information set forth herein.

SINGLE TENANT NET LEASE DISCLAIMER

Marcus & Millichap hereby advises all prospective purchasers as follows:

The information contained in this and any other marketing materials provided by Marcus & Millichap has been obtained from sources believed to be reliable. However, Marcus & Millichap has not verified or conducted any due diligence, and will not verify or conduct any due diligence, regarding information communicated to potential buyers. Marcus & Millichap makes no promise, guarantee, warranty, or representation about the accuracy or completeness of any information and expressly denies any obligation to conduct a due diligence examination of this information or of any property for any buyer.

Any projections, forecasts, opinions, pro formas, assumptions, estimates, or expressions of potential future performance used in this or any other marketing material provided by Marcus & Millichap are for example only, represent only what might occur, and do not represent the current, actual, or future performance of this property or tenant. The value to any buyer of any property depends on factors that should be evaluated by each buyer together with the buyer's tax, financial, legal, and other professional advisors (collectively "Professional Advisors"). All buyers should conduct a careful, independent investigation of any property, tenant, and information deemed material to that buyer, to determine to their satisfaction the suitability of a particular property for each buyer's particular needs. All potential buyers should be comfortable with and rely solely on their own projections, analyses, and decision-making when purchasing this or any other property. Information provided by Marcus & Millichap, including this marketing material, is never a substitute for nor satisfaction of each buyer's responsibility to conduct thorough due diligence of this or any other property the buyer might purchase.

Like all real estate transactions, this potential investment carries significant risks. Each buyer and Professional Advisors must request and carefully review all information and documents related to the property and tenant which the buyer deems material to their particular needs. While the tenant's past performance at this or other properties might be an important consideration, past performance is not a guarantee or necessarily a reliable indication of future performance. Similarly, the lease rate for some properties, including newly-constructed facilities or newly-acquired locations, may be based on a tenant's projected sales with little or no record of actual performance or comparable rents for the area. Future performance and investment returns are never guaranteed. Tenants and guarantors may fail to pay the lease rent or property taxes, or may fail to comply with other material terms of their lease. Cash flow may be interrupted in part or in whole due to market, economic, environmental, or other conditions. Regardless of tenant history and lease guarantees, every buyer is responsible for conducting their own investigation of all matters affecting the intrinsic value of the property and any lease, including the likelihood of locating a replacement tenant if the current tenant should default or abandon the property as well as the lease rates and other terms the buyer might be able to negotiate with potential replacement tenants, considering the location of the property, market rental rates, and the buyer's legal ability to make alternate use of the property.

All potential buyers are strongly advised to take advantage of their opportunities and obligations to conduct thorough due diligence and seek expert opinions as they may deem necessary. All potential buyers are admonished and advised to engage Professional Advisors on legal issues, tax, regulatory, financial and accounting matters, and for questions involving the property's physical condition or financial outlook.

By accepting this or any other marketing materials from Marcus & Millichap you agree to release Marcus & Millichap Real Estate Investment Services and its affiliated entities and agents, and hold them harmless, from any claim, cost, expense, or liability arising out of your purchase of this property.

NON-ENDORSEMENT NOTICE

Marcus & Millichap is not affiliated with, sponsored by, or endorsed by any commercial tenant or lessee identified in this marketing package. The presence of any corporation's logo or name is not intended to indicate or imply affiliation with, or sponsorship or endorsement by, said corporation or Marcus & Millichap, its affiliates or subsidiaries, or any agent, product, service, or commercial listing of Marcus & Millichap, and is solely included for the purpose of providing tenant lessee information about this listing to prospective customers.

ALL PROPERTY SHOWINGS ARE BY APPOINTMENT ONLY.

PLEASE CONSULT YOUR MARCUS & MILLICHAP AGENT FOR MORE DETAILS.

ILLINOIS BROKER OF RECORD:

STEVEN WEINSTOCK

ONE MID AMERICA PLAZA, STE. 200

OAKBROOK TERRACE, IL 60181

Tel 630.570.2200

Steven.Weinstock@marcusmillichap.com

LIC #: 471.011175

Walgreens

LIOR REGENSTREIF

EXECUTIVE MANAGING DIRECTOR INVESTMENTS

EXECUTIVE DIRECTOR, NET LEASED DIVISION

EXECUTIVE DIRECTOR, RETAIL DIVISION

ENCINO OFFICE

Tel 818.212.2730

Lior.Regenstreif@marcusmillichap.com

CA 01267761

2744 N CALIFORNIA AVE
CHICAGO, IL 60647



Marcus & Millichap
NNN DEAL GROUP

ACTUAL SITE