

For Lease

Office Space | Suffield, CT

\$25.00 SF/yr Modified Gross | 266 - 1,230 SF



133 Mountain Rd

Suffield, Connecticut 06078

Property Highlights

- Modern and attractive building design
- Ample on-site parking for convenience
- Versatile space suitable for medical or office use
- Ideal for medical, accounting, and administrative professionals
- High visibility location for business exposure

Property Description

Located at the heart of Suffield, this well-maintained office building offers an ideal space for professionals seeking a convenient and professional setting. The property currently has two units available, one single 266 SF office and one 1,230 office suite. The modern professional building is located on busy Mountain Rd. and has ample parking for both employees and clients.

For more information or to schedule viewing, contact Jim Reardon (860) 508-2192

OFFERING SUMMARY

Available SF	266 - 1,230 SF
Lot Size	0.59 Acres
Building Size	6,304 SF

DEMOGRAPHICS

Stats	Population	Avg. HH Income
0.3 Miles	114	\$151,340
0.5 Miles	521	\$159,821
1 Mile	1,679	\$165,386



For more information

Jim Reardon

O: 860 508 2192
jreardon@splotkin.com

For Lease

Office Space | Suffield, CT

\$25.00 SF/yr Modified Gross | 266 - 1,230 SF



For Lease

266 SF Unit - Office Space | Suffield, CT

\$25.00 SF/yr Modified Gross | 266 - 1,230 SF



266 SF Unit

For Lease

1,230 SF Suite - Office Space | Suffield, CT

\$25.00 SF/yr Modified Gross | 266 - 1,230 SF



1,230 SF Suite



For Lease

1,230 SF Suite - Office Space | Suffield, CT

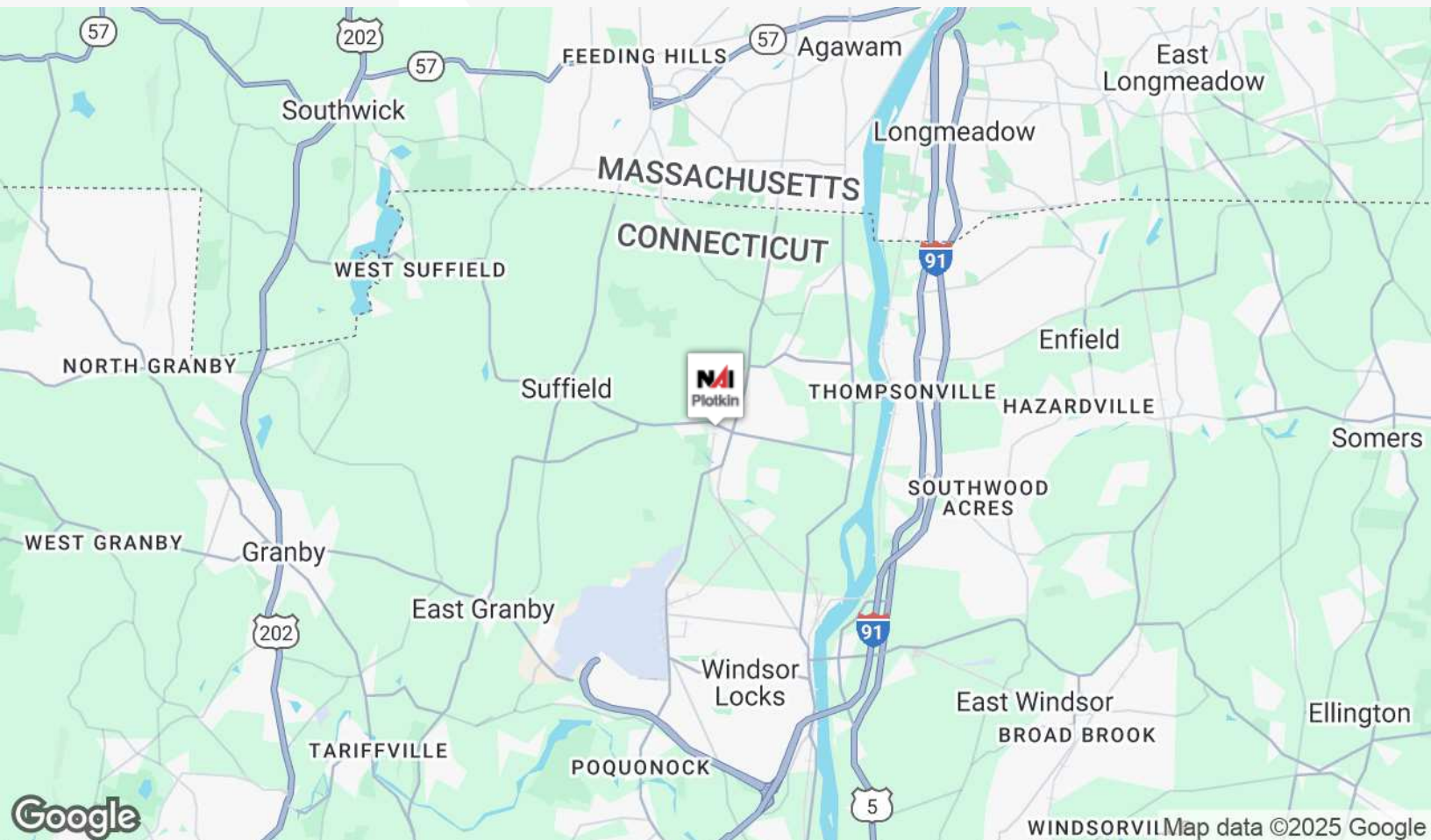
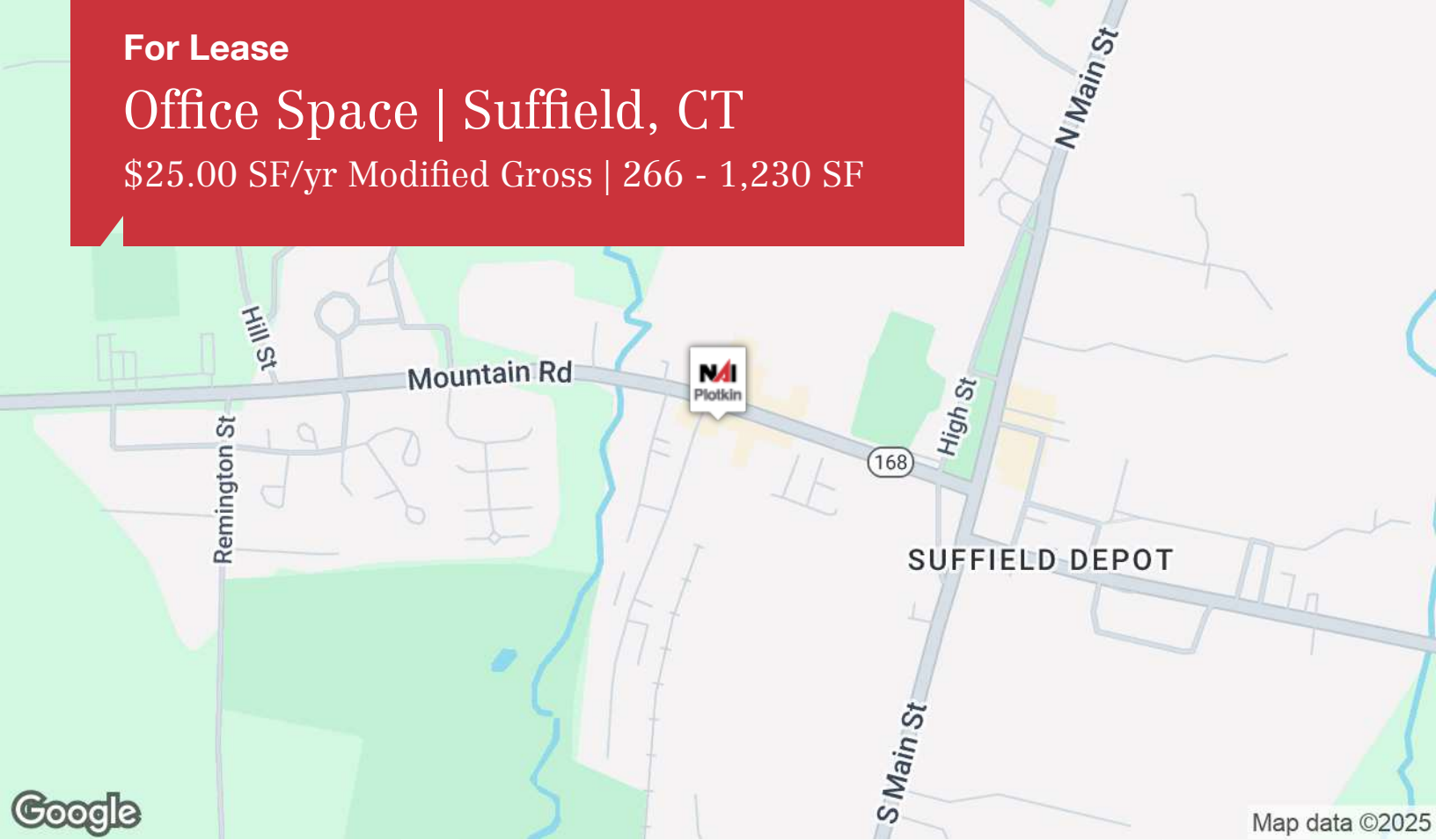
266 - 1,230 SF | \$25.00 SF/yr



For Lease

Office Space | Suffield, CT

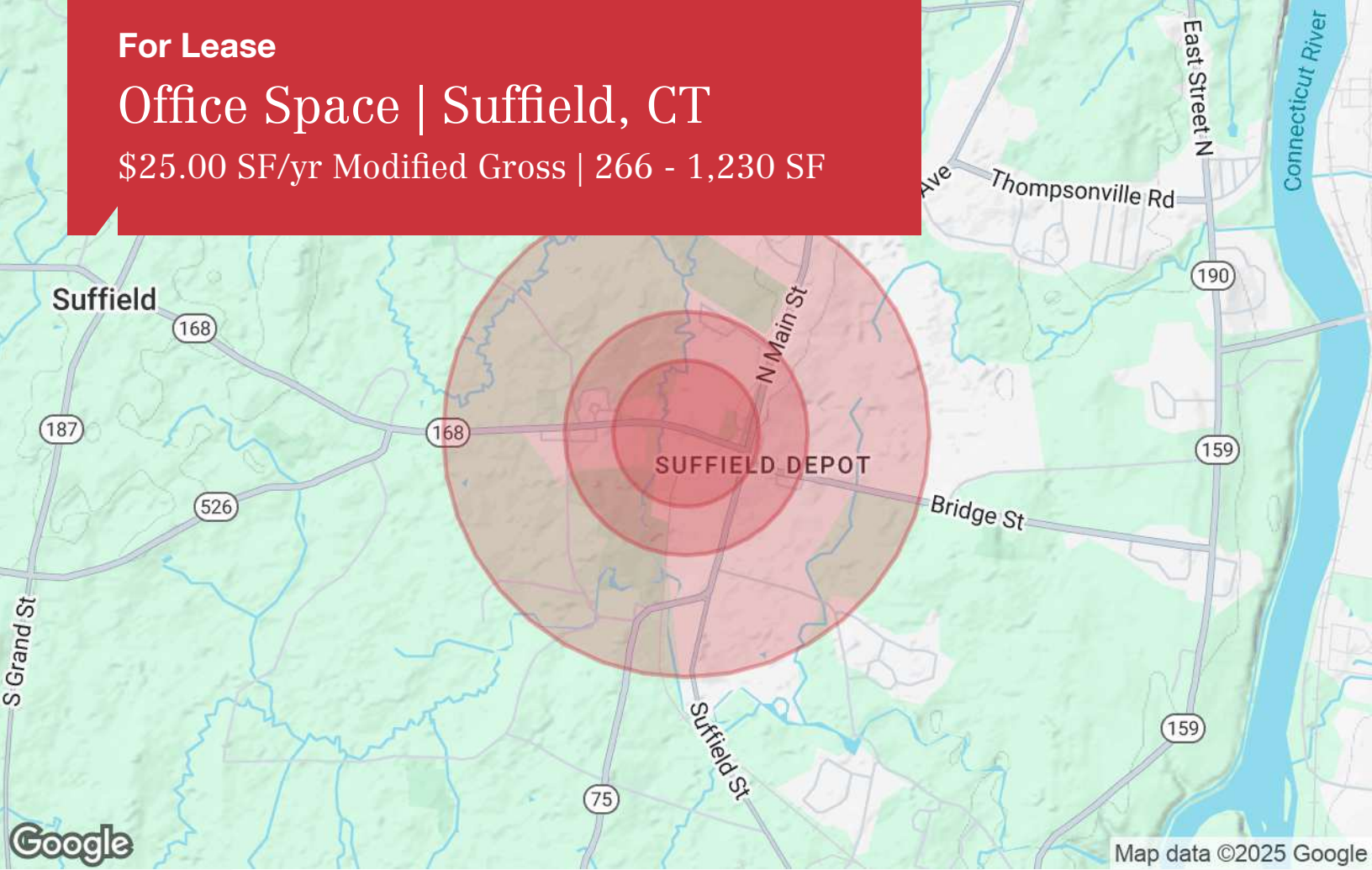
\$25.00 SF/yr Modified Gross | 266 - 1,230 SF



For Lease

Office Space | Suffield, CT

\$25.00 SF/yr Modified Gross | 266 - 1,230 SF



	0.3 Miles	0.5 Miles	1 Mile
Population			
TOTAL POPULATION	114	521	1,679
MEDIAN AGE	47	47	47
MEDIAN AGE (MALE)	46	45	45
MEDIAN AGE (FEMALE)	48	49	48
Households & Income			
TOTAL HOUSEHOLDS	49	214	642
# OF PERSONS PER HH	2.3	2.4	2.6
AVERAGE HH INCOME	\$151,340	\$159,821	\$165,386
AVERAGE HOUSE VALUE	\$490,728	\$490,088	\$490,688
Race			
% WHITE	95.4%	91.6%	86.6%
% BLACK	2.7%	5.1%	7.5%
% ASIAN	0.9%	1.4%	1.9%
% HAWAIIAN	0.0%	0.0%	0.0%
% INDIAN	0.0%	0.0%	0.1%
% OTHER	0.9%	2.0%	4.0%
Ethnicity			
% HISPANIC	3.5%	5.2%	6.8%

* Demographic data derived from 2020 ACS - US Census