

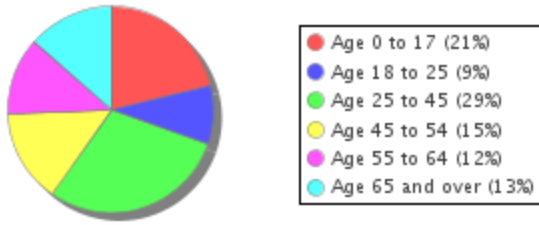


Demographic Overview For A 1 Mile Radius from Subject Property\*

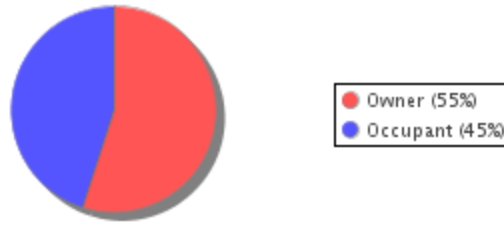
Persons	26,803
Households	11,319
Percent Children	21.19 %

Families	6,594
Persons Per Household	2.4

Age Distribution



Occupancy - Rent vs Own

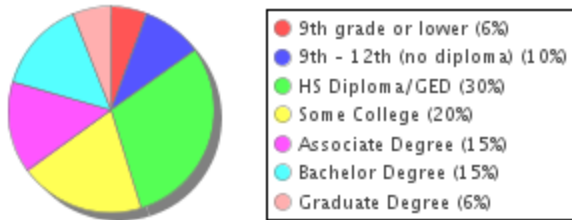


Source: 2010 Census / US Census Bureau

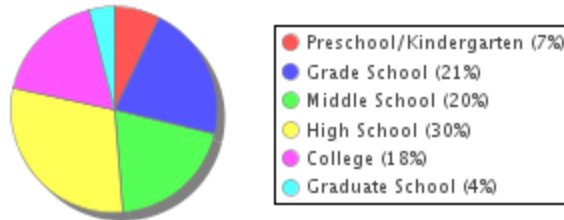
House Median Year Built	1972
Average Home Value	\$169,321
Average Rent	\$1,024

Per Capita Income	\$28,347
Average Household Income	\$50,682

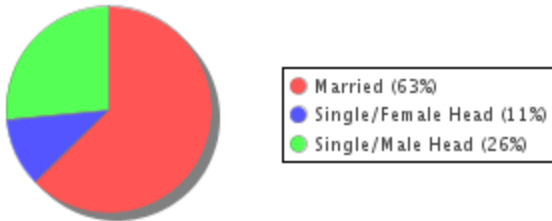
Education Attained



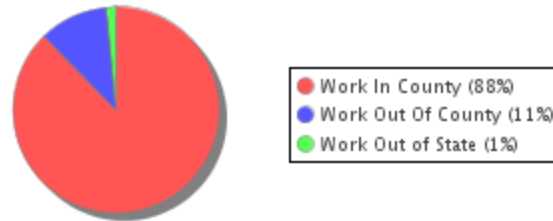
Education - Current Enrollment



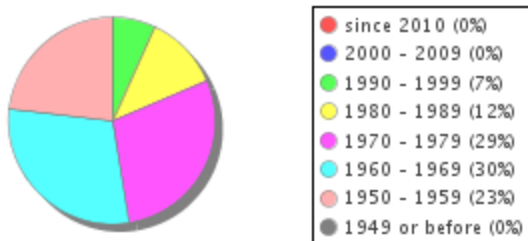
Family Type



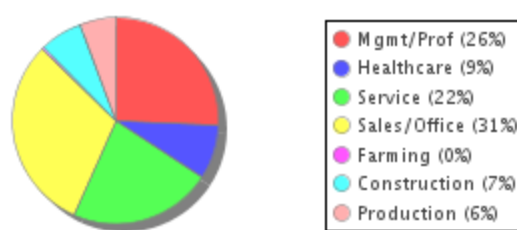
Place Of Employment



Year Built Distribution



Occupation



Source: 2017 American Community Survey, 5 year estimates / US Census Bureau

\*Includes all data from census blocks completely or partially located inside the noted radius.