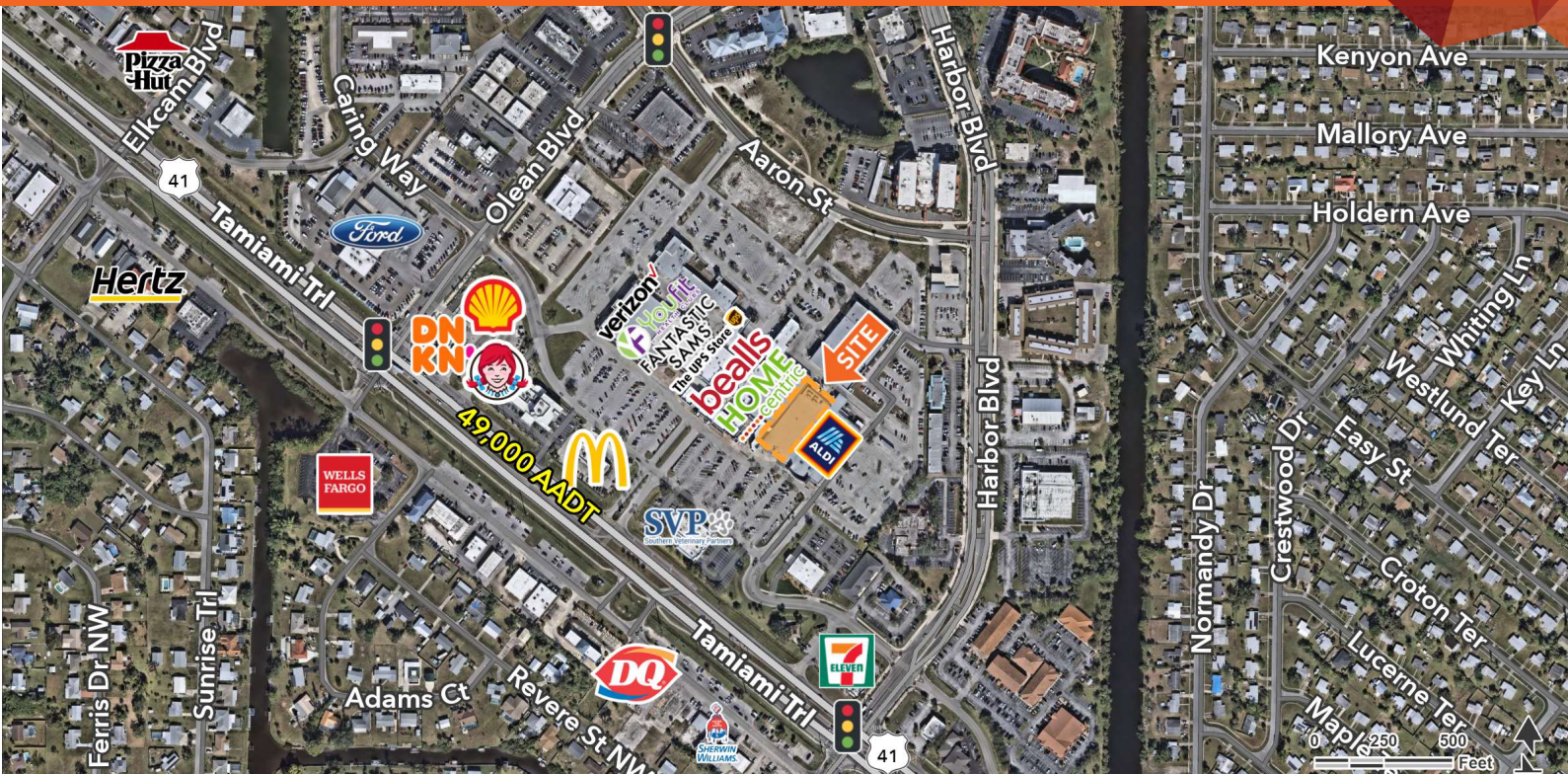


# ALDI EXCESS SPACE

PORT CHARLOTTE, FL 33952

# FOR LEASE




## LOCATION DESCRIPTION

Located on Tamiami Trl positioned in between Olean Blvd and Harbor Blvd

## PROPERTY HIGHLIGHTS

- Located on Tamiami Trl positioned in between Olean Blvd and Harbor Blvd
- 27,605 SF space available
- Co-tenants include Aldi, Home Centric, Bealls, The UPS Store, Fantastic Sams, YouFit, and Verizon
- High daytime population of 12,762 within a 1 mile radius
- Traffic Count AADT: Tamiami Trl - 49,000



 DEMOGRAPHICS	1 MILE	3 MILES	5 MILES
Total Population	10,469	54,987	91,757
Daytime Population	12,762	52,476	96,279
Total Households	4,526	23,929	40,674
Average Household Income	\$56,718	\$78,830	\$85,029



**RYAN WADDELL**

ryan.waddell@tscg.com  
813.842.0283

**JEREMY KRAL**

jeremy.kral@tscg.com  
813.547.6804

# ALDI EXCESS SPACE

# FOR LEASE

3280 TAMIAMI TRL STE 57, PORT CHARLOTTE, FL 33952



**RYAN WADDELL**

ryan.waddell@tscg.com  
813.842.0283

**JEREMY KRAL**

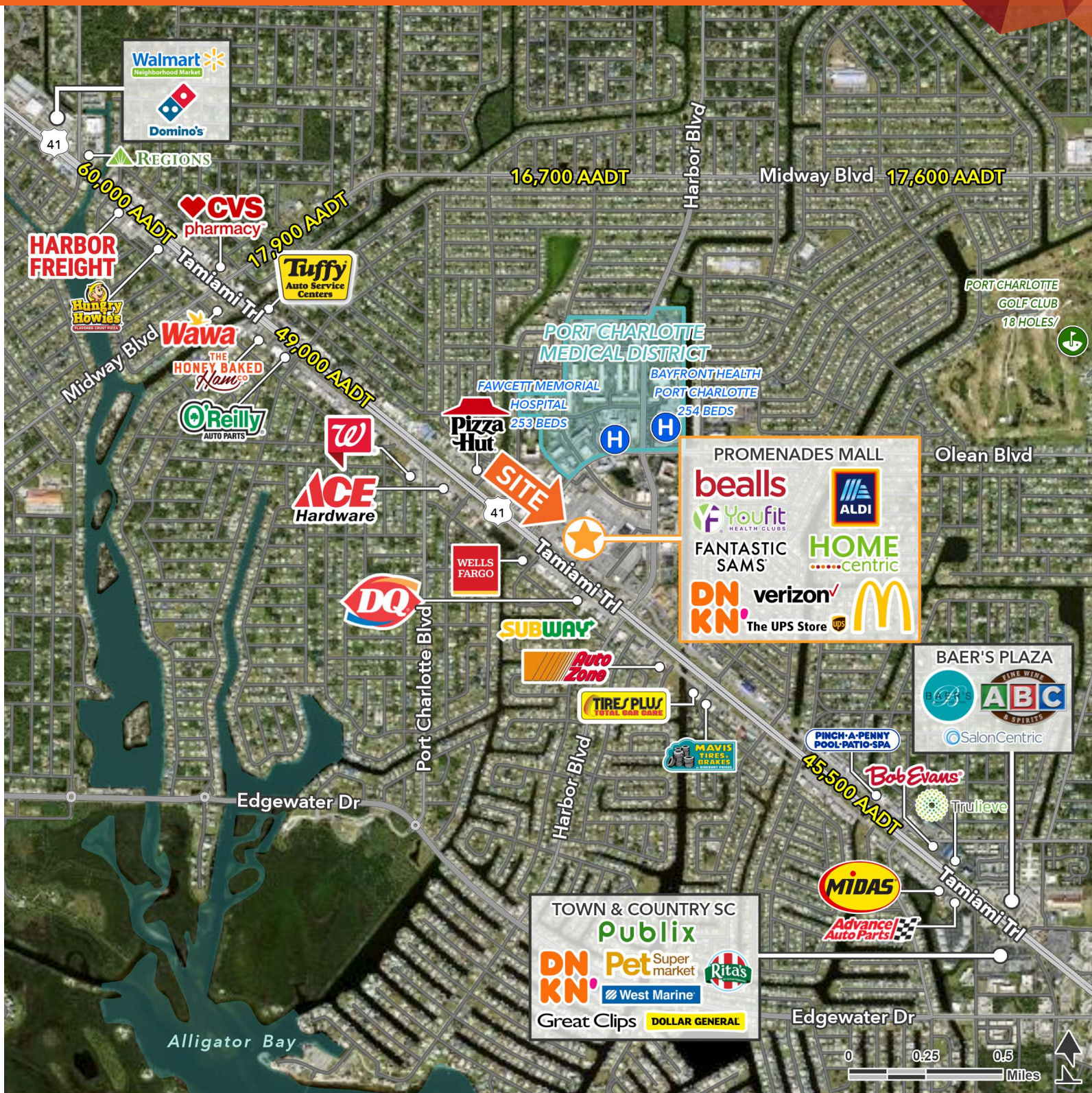
jeremy.kral@tscg.com  
813.547.6804



# ALDI EXCESS SPACE

# FOR LEASE

3280 TAMIAMI TRL STE 57, PORT CHARLOTTE, FL 33952



**RYAN WADDELL**

ryan.waddell@tscg.com  
813.842.0283

**JEREMY KRAL**

jeremy.kral@tscg.com  
813.547.6804