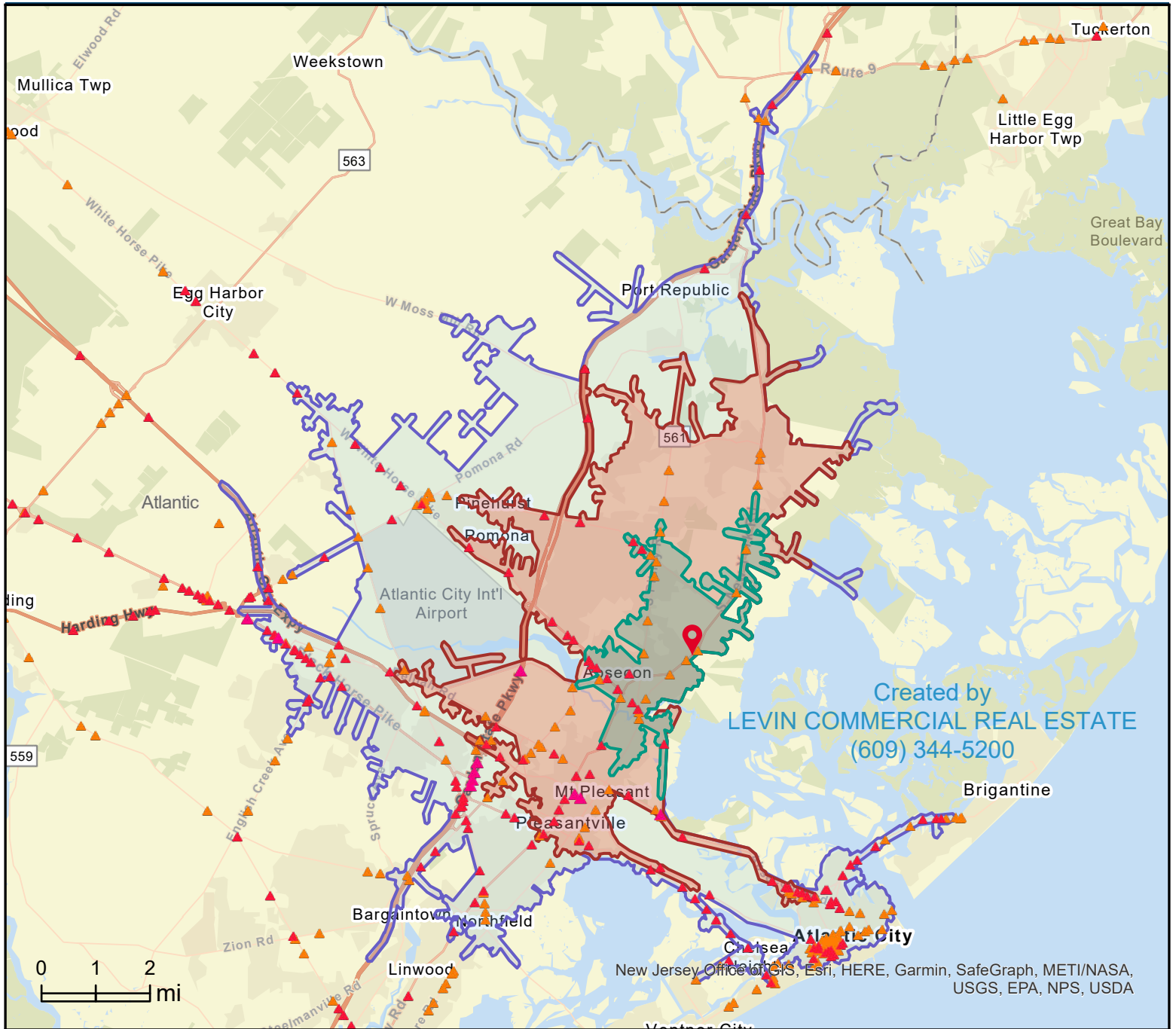


Traffic Count Map

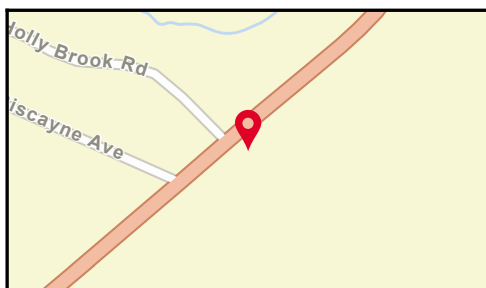
624 S New York Rd
 624 S New York Rd, Absecon, New Jersey, 08205
 Drive Time: 5, 10, 15 minute radii

Prepared by Joshua Levin, CCIM
 Latitude: 39.43776
 Longitude: -74.48153

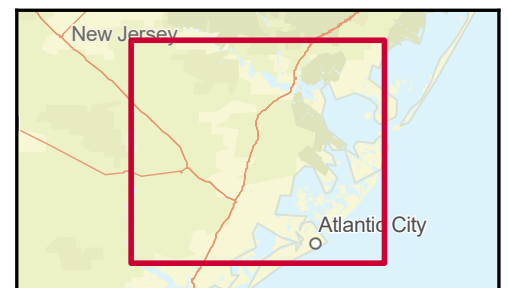


Created by
 LEVIN COMMERCIAL REAL ESTATE
 (609) 344-5200

New Jersey Office of GIS, Esri, HERE, Garmin, SafeGraph, METI/NASA, USGS, EPA, NPS, USDA



- Average Daily Traffic Volume**
- ▲ Up to 6,000 vehicles per day
 - ▲ 6,001 - 15,000
 - ▲ 15,001 - 30,000
 - ▲ 30,001 - 50,000
 - ▲ 50,001 - 100,000
 - ▲ More than 100,000 per day



Source: ©2022 Kalibrate Technologies (Q1 2022).