

71 INIP DRIVE

INWOOD LOGISTICS CENTER @ JFK AIRPORT
INWOOD, NY



71 INIP DRIVE
23,800 SF AVAILABLE

PROPERTY SPECIFICATIONS

71 INIP DRIVE

BUILDING SIZE:	23,800 SF
AVAILABLE SF:	23,800 SF
OFFICE SF:	4,105 SF
CEILING HEIGHT:	14'6"
LOADING DOCKS:	1 Dock
DRIVE-IN DOORS:	1 Drive-in
COLUMN SPACING:	35' x 28'
POWER:	600 Amps
OCCUPANCY DATE:	Immediate



Freestanding Industrial
Warehouse Facility



15 Car Parking
Available On-Site



Recently Renovated
Office Space



Corporate Image
Within Planned
Industrial Park



Upgraded Lighting and
Interior Paint



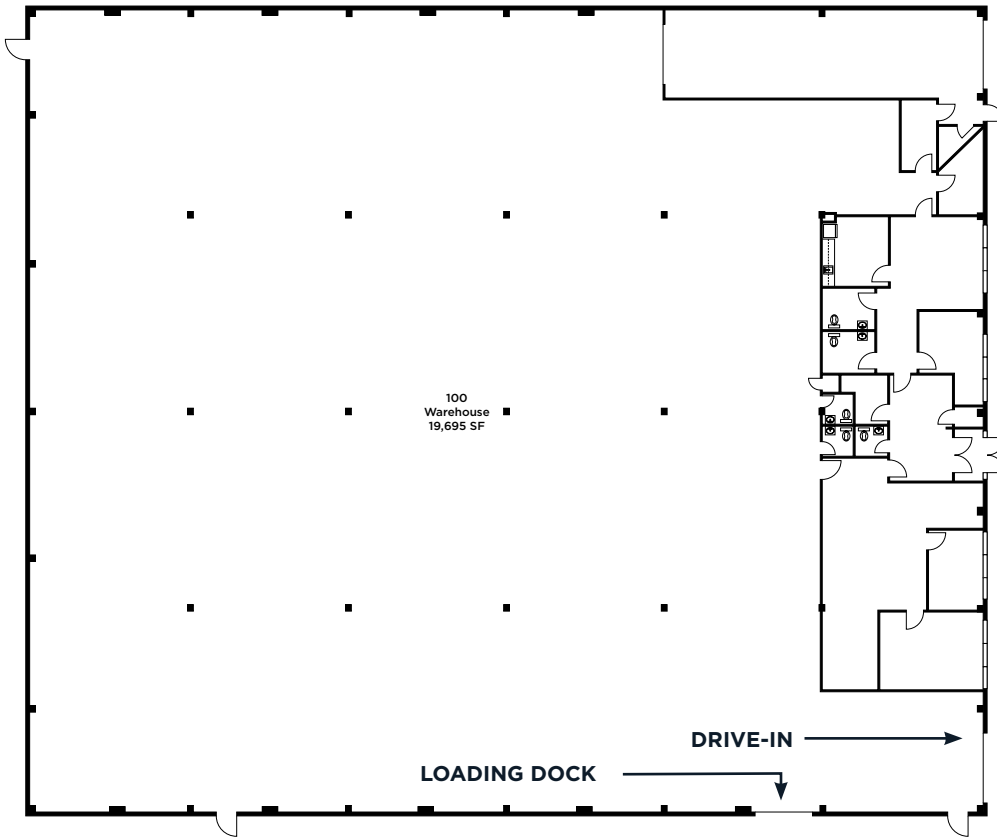
13,000 SF
Exclusive Paved
Land Included





Access to 9.7M
Residents Within 15 mi



Prime Long Island
Location, JFK
Adjacent



FLOORPLAN



VIEW PROPERTY WEBSITE [HERE](#)

FOR MORE INFORMATION,
CONTACT:

HELEN M. PAUL
+1 212 841 7575
helen.paul@cushwake.com

RICO T. MURTHA
+1 212 390 1368
rico.murtha@cushwake.com

THOMAS DELUCA
+1 631 425 1237
thomas.deluca@cushwake.com

SONNY SINGH
+1 718 275 5478
sonny.singh@cushwake.com

JOE HENTZE JR.
+1 718 512 2100
joe.hentze@cushwake.com

JOHN GIANNUZZI
+1 631 425 1228
john.giannuzzi@cushwake.com

DAVID FRATTAROLI
+1 516 859 6396
david.frattaroli@cushwake.com



©2024 Cushman & Wakefield. All rights reserved. The information contained in this communication is strictly confidential. This information has been obtained from sources believed to be reliable but has not been verified. NO WARRANTY OR REPRESENTATION, EXPRESS OR IMPLIED, IS MADE AS TO THE CONDITION OF THE PROPERTY (OR PROPERTIES) REFERENCED HEREIN OR AS TO THE ACCURACY OR COMPLETENESS OF THE INFORMATION CONTAINED HEREIN, AND SAME IS SUBMITTED SUBJECT TO ERRORS, OMISSIONS, CHANGE OF PRICE, RENTAL OR OTHER CONDITIONS, WITHDRAWAL WITHOUT NOTICE, AND TO ANY SPECIAL LISTING CONDITIONS IMPOSED BY THE PROPERTY OWNER(S). ANY PROJECTIONS, OPINIONS OR ESTIMATES ARE SUBJECT TO UNCERTAINTY AND DO NOT SIGNIFY CURRENT OR FUTURE PROPERTY PERFORMANCE.