



ACTUAL PHOTO

 3030 4TH ST N, SAINT PETERSBURG, FL 33704

Marcus & Millichap

### INVESTMENT OVERVIEW

Marcus & Millichap is pleased to present for sale the fee simple interest in this Absolute Net Leased MD-Now Urgent Care located at 3030 4th Street N in Saint Petersburg, Florida, just two and a half miles outside of Downtown St. Petersburg. MD Now has executed a brand-new, 10-year, corporate-backed NN lease, where the landlord is only responsible for roof and structure. The lease features 10% rent increases every five years and includes two additional 5-year renewal options, ensuring long-term stability and income growth for investors.

Strategically located on the corner of 31st Avenue N and 4th Street N, the property benefits from outstanding visibility to the 32,000+ cars passing daily. This prime retail corridor is surrounded by a dense mix of national and local retailers, restaurants, and service providers. In fact within just one mile of the property, there are no less than 6 grocers, including the neighboring Trader Joes, two Publix, and a Whole Foods. Other retailers within the corridor include Pizza Hut, Papa John's, Subway, Taco Bell, Chipotle, Publix, TD Bank, Burger King, Wendy's, Starbucks, McDonald's, Walgreens, Regions Bank, and many more. The area's strong demographics and high retail demand further enhance the site's long-term viability and investment appeal.

This MD Now is located in the heart of Saint Petersburg, within the most densely populated county in Florida. With a shortage of retail property, in the market, demand is incredibly high and vacancy low. The property is surrounded by a high-density residential base, providing a built-in customer base. Additionally, the area benefits from a strong educational presence, with institutions like the University of South Florida St. Petersburg, Pinellas Technical College, and the College of Marine Science contributing to a steady flow of students and professionals.

As one of Florida's fastest-growing cities, St. Petersburg boasts a thriving economy, a vibrant arts and cultural scene, and a booming downtown district. With its business-friendly environment, strong tourism sector, and increasing population, the city continues to attract both residents and investors, further solidifying the strength of this location.

MD Now Urgent Care has over 110 walk-in locations dedicated to providing families throughout the state of Florida with high-quality immediate care. MD Now was founded in 2004 and employs over 382 professionals, with locations throughout Florida. In 2022, MD Now was acquired by HCA Healthcare, cementing MD Now's position as the largest urgent care provider in Florida. With HCA behind MD Now, this investment represents a stable, long term passive investment in one of the strongest retail markets in Florida.

### INVESTMENT HIGHLIGHTS

- Corporate Backed Lease | Owned by HCA Healthcare (NYSE: HCA)
- Brand New 2025 Class A Construction
- 10% Increases Every 5 Years During Base Term and Option Periods
- Average Household Income Exceeds \$118,000 in a One Mile Radius
- Prime Retail Corridor | Surrounding Tenants Include – 2 Publixes, Whole Foods, The Fresh Market, Trader Joe's, Pizza Hut, Papa John's, Subway, Taco Bell, Chipotle, TD Bank, Burger King, Wendy's, Starbucks, Whole Foods Market, McDonald's, Walgreens, Regions Bank, and many more
- Frontage Along 4th Street N | Major Thoroughfare with 32,500 Vehicles Per Day Traffic Counts
- Numerous Apartment Complexes within Proximity | Nordica Flats, Ascent of St. Petersburg, Arlington Arbor, Camden Central Apartments, 930 Flats, Hermitage Apartment Homes, 1701 Central, and Urban Landings
- Colleges and Universities Nearby Include The University of South Florida St. Petersburg with 4,455 Enrolled Students, Pinellas Technical College with 5,000 Enrolled Students, Rophem Nursing Academy, College of Marine Science and Utica University at Florida
- MD Now Urgent Care Has Over 110 Locations Throughout the State of Florida with 382 Professionals Providing High-Quality Immediate Care
- Florida is a "No Income Tax State"

THE OFFERING

**MD Now Urgent Care**  
 3030 4th St N  
 Saint Petersburg, Florida 33704



PROPERTY DETAILS

Lot Size	16,553 SF (0.38 Acre)
Rentable Square Feet	3,154 SF
Price/SF	\$800
Year Built	2025

FINANCIAL OVERVIEW

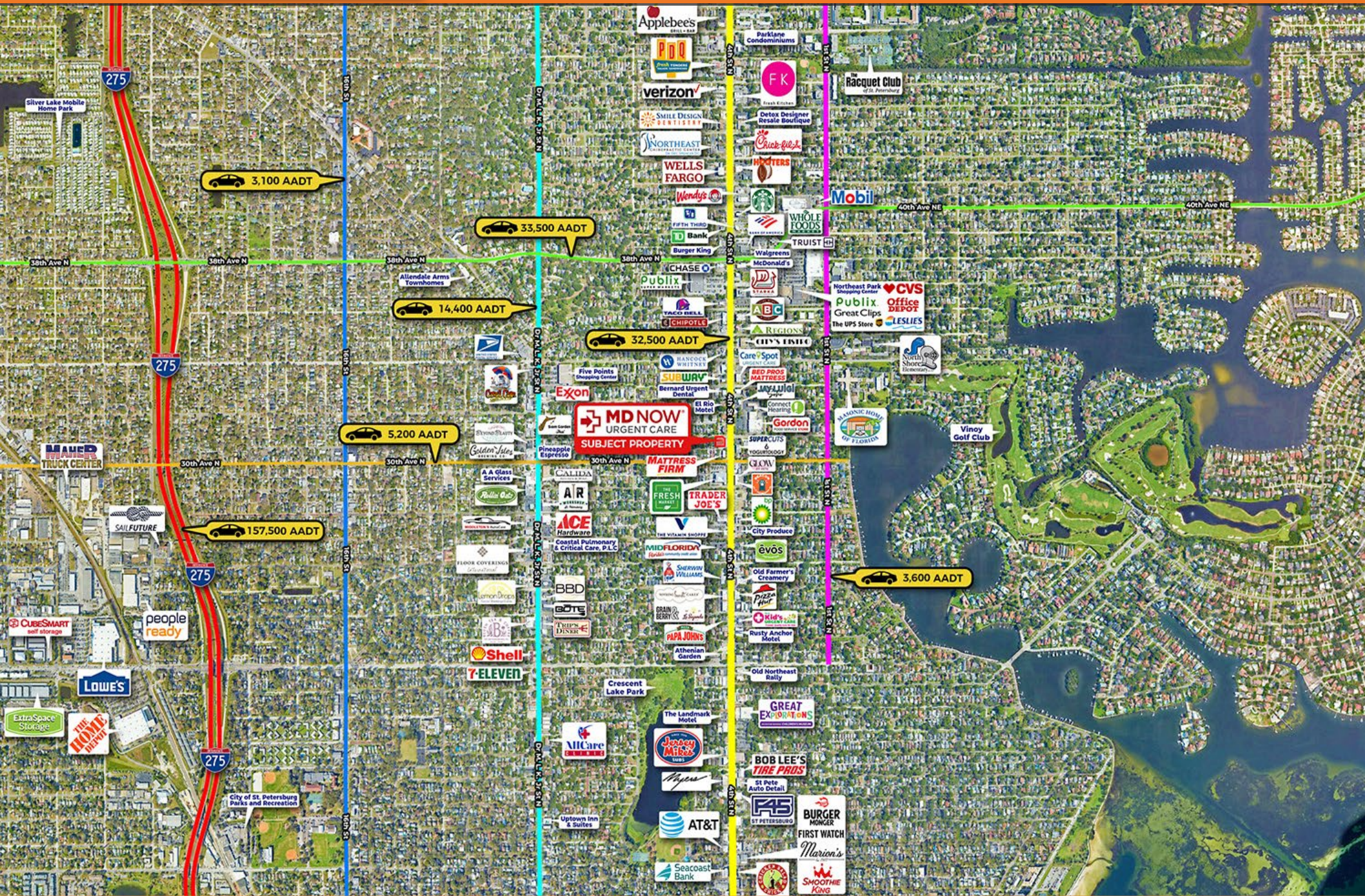
List Price	<b>\$2,523,200</b>
Down Payment	100% / \$2,523,200
Cap Rate	5.25%
Type of Ownership	Fee Simple

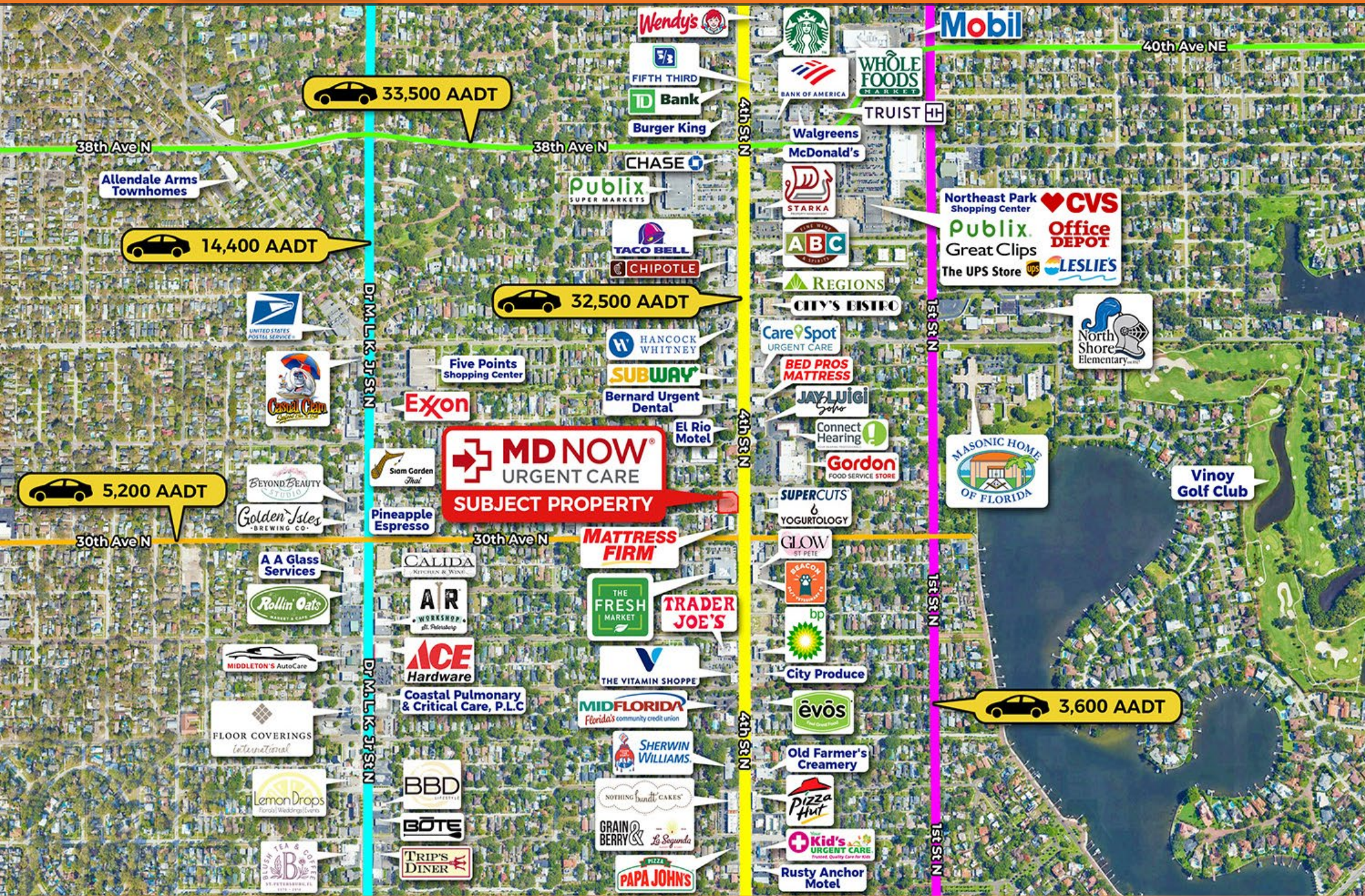
PROPERTY RENT DATA

RENT INCREASES	MONTHLY RENT	ANNUAL RENT
<b>05/20/2025 - 05/19/2030</b> (Current)	<b>\$11,039</b>	<b>\$132,468</b>
<b>05/20/2030 - 05/19/2035</b>	<b>\$12,143</b>	<b>\$145,715</b>
<b>05/20/2035 - 05/19/2040</b> (Option 1)	<b>\$13,357</b>	<b>\$160,286</b>
<b>05/20/2040 - 05/19/2045</b> (Option 2)	<b>\$14,693</b>	<b>\$176,315</b>
<b>Base Rent (\$42 /SF)</b>		<b>\$132,468</b>
<b>Net Operating Income</b>		<b>\$132,468.00</b>
<b>TOTAL ANNUAL RETURN</b>	<b>CAP 5.25%</b>	<b>\$132,468</b>

LEASE ABSTRACT

Tenant Trade Name	MD Now Urgent Care
Tenant	Corporate
Ownership	Private
Guarantor	Corporate Guarantee
Lease Type	NN
Lease Term	10 Years
Lease Commencement Date	05/20/2025
Rent Commencement Date	05/20/2025
Expiration Date of Base Term	05/19/2035
Increases	10% every 5 Years during Lease Term and Option Periods
Options	Two 5-Year Options
Term Remaining on Lease	10 Years
Property Type	Net Leased Medical Office
Landlord Responsibility	Roof and Structure
Tenant Responsibility	All other Items
Right of First Refusal	No






# PROPERTY PHOTOS



# PROPERTY PHOTOS



# PROPERTY PHOTOS





MD Now is a physician-led urgent care provider in Florida that offers non-emergency care, diagnostics, testing, and more. The company started with six clinics in Palm Beach County and has since expanded across Florida.

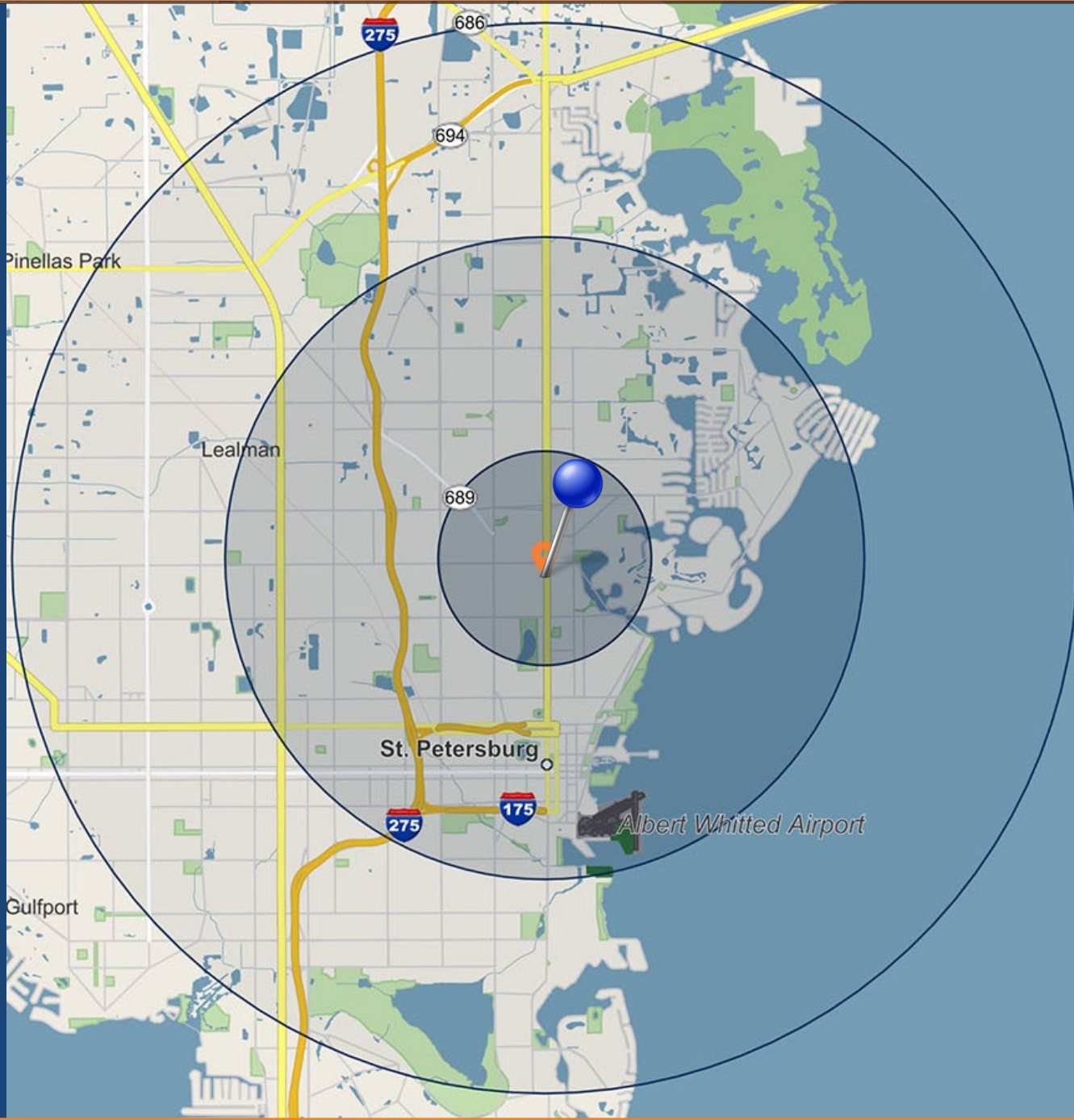
In December 2021, Brentwood Associates sold MD Now Urgent Care to HCA Healthcare. HCA Healthcare is one of the leading urgent care providers in the United States.

MD Now's services: Urgent care, Diagnostics and testing, Occupational medicine, Physical therapy, and Workers' compensation.

NAME	MD Now
HQ	West Palm Beach, FL
FOUNDED	2005
NUMBER OF LOCATIONS	110+
NUMBER OF EMPLOYEES	501 - 1,000
WEBSITE	<a href="http://www.mymdnow.com">www.mymdnow.com</a>

Image: (C)ScottBSmithPhotographyInc.

POPULATION	1 Mile	3 Miles	5 Miles
<b>2028 Projection</b>			
Total Population	14,172	110,421	230,093
<b>2023 Estimate</b>			
Total Population	14,117	108,880	226,278
<b>2020 Census</b>			
Total Population	14,254	109,716	227,643
<b>2010 Census</b>			
Total Population	14,374	102,479	214,561
<b>Daytime Population</b>			
2023 Estimate	11,688	120,457	225,811
HOUSEHOLDS	1 Mile	3 Miles	5 Miles
<b>2028 Projection</b>			
Total Households	6,958	54,440	107,665
<b>2023 Estimate</b>			
Total Households	6,919	53,490	105,702
Average (Mean) Household Size	2.0	2.0	2.1
<b>2020 Census</b>			
Total Households	6,913	53,209	105,062
<b>2010 Census</b>			
Total Households	6,840	47,285	94,678
HOUSEHOLDS BY INCOME	1 Mile	3 Miles	5 Miles
<b>2023 Estimate</b>			
\$200,000 or More	12.3%	8.2%	5.9%
\$150,000-\$199,999	8.1%	6.1%	4.9%
\$100,000-\$149,999	18.8%	14.2%	13.1%
\$75,000-\$99,999	13.5%	12.7%	13.7%
\$50,000-\$74,999	18.5%	18.2%	19.2%
\$35,000-\$49,999	10.1%	11.5%	12.8%
\$25,000-\$34,999	7.5%	8.9%	9.6%
\$15,000-\$24,999	5.0%	8.0%	8.6%
Under \$15,000	6.2%	12.2%	12.2%
Average Household Income	\$118,835	\$93,770	\$83,110
Median Household Income	\$79,248	\$62,224	\$58,273
Per Capita Income	\$58,379	\$46,387	\$39,076



# GEOGRAPHY: 5 MILE



## POPULATION

In 2023, the population in your selected geography is 226,278. The population has changed by 5.46 since 2010. It is estimated that the population in your area will be 230,093 five years from now, which represents a change of 1.7 percent from the current year. The current population is 48.9 percent male and 51.1 percent female. The median age of the population in your area is 43.0, compared with the U.S. average, which is 38.7. The population density in your area is 2,884 people per square mile.



## HOUSEHOLDS

There are currently 105,702 households in your selected geography. The number of households has changed by 11.64 since 2010. It is estimated that the number of households in your area will be 107,665 five years from now, which represents a change of 1.9 percent from the current year. The average household size in your area is 2.1 people.



## INCOME

In 2023, the median household income for your selected geography is \$58,273, compared with the U.S. average, which is currently \$68,480. The median household income for your area has changed by 45.28 since 2010. It is estimated that the median household income in your area will be \$67,865 five years from now, which represents a change of 16.5 percent from the current year.

The current year per capita income in your area is \$39,076, compared with the U.S. average, which is \$39,249. The current year's average household income in your area is \$83,110, compared with the U.S. average, which is \$100,106.



## EMPLOYMENT

In 2023, 116,811 people in your selected area were employed. The 2010 Census revealed that 62.6 percent of employees are in white-collar occupations in this geography, and 19.5 percent are in blue-collar occupations. In 2023, unemployment in this area was 4.0 percent. In 2010, the average time traveled to work was 23.00 minutes.



## HOUSING

The median housing value in your area was \$231,480 in 2023, compared with the U.S. median of \$268,796. In 2010, there were 59,286.00 owner-occupied housing units and 35,387.00 renteroccupied housing units in your area.



## EDUCATION

The selected area in 2023 had a higher level of educational attainment when compared with the U.S. averages. Only 10.7 percent of the selected area's residents had earned a graduate degree compared with the national average of 12.7 percent, and 21.2 percent completed a bachelor's degree, compared with the national average of 20.2 percent.

The number of area residents with an associate degree was higher than the nation's at 9.8 percent vs. 8.5 percent, respectively.

The area had more high-school graduates, 27.6 percent vs. 26.9 percent for the nation. The percentage of residents who completed some college is also higher than the average for the nation, at 20.2 percent in the selected area compared with the 20.1 percent in the U.S.

## CONFIDENTIALITY AND DISCLAIMER

The information contained in the following Marketing Brochure is proprietary and strictly confidential. It is intended to be reviewed only by the party receiving it from Marcus & Millichap and should not be made available to any other person or entity without the written consent of Marcus & Millichap Real Estate Investment Services of Florida, Inc. ("Marcus&Millichap"). This Marketing Brochure has been prepared to provide summary, unverified information to prospective purchasers, and to establish only a preliminary level of interest in the subject property. The information contained herein is not a substitute for a thorough due diligence investigation. Marcus & Millichap has not made any investigation, and makes no warranty or representation, with respect to the income or expenses for the subject property, the future projected financial performance of the property, the size and square footage of the property and improvements, the presence or absence of contaminating substances, PCB's or asbestos, the compliance with State and Federal regulations, the physical condition of the improvements thereon, or the financial condition or business prospects of any tenant, or any tenant's plans or intentions to continue its occupancy of the subject property. The information contained in this Marketing Brochure has been obtained from sources we believe to be reliable; however, Marcus & Millichap has not verified, and will not verify, any of the information contained herein, nor has Marcus & Millichap conducted any investigation regarding these matters and makes no warranty or representation whatsoever regarding the accuracy or completeness of the information provided. All potential buyers must take appropriate measures to verify all of the information set forth herein.

### NON-ENDORSEMENT NOTICE

Marcus & Millichap Real Estate Investment Services, Inc. is not affiliated with, sponsored by, or endorsed by any commercial tenant or lessee identified in this marketing package. The presence of any corporation's logo or name is not intended to indicate or imply affiliation with, or sponsorship or endorsement by, said corporation of Marcus & Millichap, its affiliates or subsidiaries, or any agent, product, service, or commercial listing of Marcus & Millichap, and is solely included for the purpose of providing tenant lessee information about this listing to prospective customers.

Marcus & Millichap is not affiliated with, sponsored by, or endorsed by any commercial tenant or lessee identified in this marketing package. The presence of any corporation's logo or name is not intended to indicate or imply affiliation with, or sponsorship or endorsement by, said corporation of Marcus & Millichap, its affiliates or subsidiaries, or any agent, product, service, or commercial listing of Marcus & Millichap, and is solely included for the purpose of providing tenant lessee information about this listing to prospective customers.

**ALL PROPERTY SHOWINGS ARE BY APPOINTMENT ONLY. PLEASE CONSULT YOUR MARCUS & MILLICHAP AGENT FOR MORE DETAILS.**

## NET LEASE DISCLAIMER

Marcus & Millichap hereby advises all prospective purchasers of Net Leased property as follows:

The information contained in this Marketing Brochure has been obtained from sources we believe to be reliable. However, Marcus & Millichap has not and will not verify any of this information, nor has Marcus & Millichap conducted any investigation regarding these matters. Marcus & Millichap makes no guarantee, warranty or representation whatsoever about the accuracy or completeness of any information provided.

As the Buyer of a net leased property, it is the Buyer's responsibility to independently confirm the accuracy and completeness of all material information before completing any purchase. This Marketing Brochure is not a substitute for your thorough due diligence investigation of this investment opportunity. Marcus & Millichap expressly denies any obligation to conduct a due diligence examination of this Property for Buyer.

Any projections, opinions, assumptions or estimates used in this Marketing Brochure are for example only and do not represent the current or future performance of this property. The value of a net leased property to you depends on factors that should be evaluated by you and your tax, financial and legal advisors.

Buyer and Buyer's tax, financial, legal, and construction advisors should conduct a careful, independent investigation of any net leased property to determine to your satisfaction with the suitability of the property for your needs.

Like all real estate investments, this investment carries significant risks. Buyer and Buyer's legal and financial advisors must request and carefully review all legal and financial documents related to the property and tenant. While the tenant's past performance at this or other locations is an important consideration, it is not a guarantee of future success. Similarly, the lease rate for some properties, including newly-constructed facilities or newly-acquired locations, may be set based on a tenant's projected sales with little or no record of actual performance, or comparable rents for the area. Returns are not guaranteed; the tenant and any guarantors may fail to pay the lease rent or property taxes, or may fail to comply with other material terms of the lease; cash flow may be interrupted in part or in whole due to market, economic, environmental or other conditions. Regardless of tenant history and lease guarantees, Buyer is responsible for conducting his/her own investigation of all matters affecting the intrinsic value of the property and the value of any long-term lease, including the likelihood of locating a replacement tenant if the current tenant should default or abandon the property, and the lease terms that Buyer may be able to negotiate with a potential replacement tenant considering the location of the property, and Buyer's legal ability to make alternate use of the property. By accepting this Marketing Brochure you agree to release Marcus & Millichap Real Estate Investment Services and hold it harmless from any kind of claim, cost, expense, or liability arising out of your investigation and/or purchase of this net leased property.

By accepting this Marketing Brochure you agree to release Marcus & Millichap Real Estate Investment Services and hold it harmless from any kind of claim, cost, expense, or liability arising out of your investigation and/or purchase of this net leased property.

## SPECIAL COVID-19 NOTICE

All potential buyers are strongly advised to take advantage of their opportunities and obligations to conduct thorough due diligence and seek expert opinions as they may deem necessary, especially given the unpredictable changes resulting from the continuing COVID-19 pandemic. Marcus & Millichap has not been retained to perform, and cannot conduct, due diligence on behalf of any prospective purchaser. Marcus & Millichap's principal expertise is in marketing investment properties and acting as intermediaries between buyers and sellers. Marcus & Millichap and its investment professionals cannot and will not act as lawyers, accountants, contractors, or engineers. All potential buyers are admonished and advised to engage other professionals on legal issues, tax, regulatory, financial, and accounting matters, and for questions involving the property's physical condition or financial outlook. Projections and pro forma financial statements are not guarantees and, given the potential volatility created by COVID-19, all potential buyers should be comfortable with and rely solely on their own projections, analyses, and decision-making.)

Marcus & Millichap

Real Estate Investment Sales + Financing

The Retail Real Estate Investment Leader

Marcus & Millichap  
ISSENBERG BRITTI  
GROUP

EXCLUSIVELY LISTED

EXCLUSIVELY LISTED BY:

BROKER OF RECORD:  
RYAN NEE  
P: (954) 245-3400  
LICENSE: FL BK3154667

**RONNIE ISSENBERG**  
Senior Managing Director  
Senior Director, National Retail Group  
MIAMI OFFICE  
Office: (786) 522-7013  
Rissenberg@marcusmillichap.com

**GABRIEL BRITTI**  
Senior Managing Director  
Senior Director, National Retail Group  
MIAMI OFFICE  
Office: (786) 522-7017  
Gbritti@marcusmillichap.com

**JONATHAN GERSZBERG**  
First Vice President  
National Retail Division  
FT LAUDERSALE OFFICE  
Office: (954) 245-3447  
Jonathan.Gerszberg@marcusmillichap.com

**Marcus & Millichap**  
OFFICES NATIONWIDE  
[www.marcusmillichap.com](http://www.marcusmillichap.com)