

INDUSTRIAL OUTSIDE STORAGE  
FOR LEASE

# 1550 MATASSINO RD, NEW CASTLE, DE



## OFFERING SUMMARY

Lease Rate:	\$4,500.00 Acre/month (Ground)
Lot Size:	3.75 Acres
Zoning:	Industrial (I)

## PROPERTY OVERVIEW

3.75 acre open yard lot on an Industrial (I) zoned property, ideal for a contractor's yard, trailer parking needs or outdoor storage. It is located minutes from I-95, 495, 295 with convenient access to the Port of Wilmington, Wilmington Airport (ILG) and Philadelphia International Airport (PHL).

## PROPERTY HIGHLIGHTS

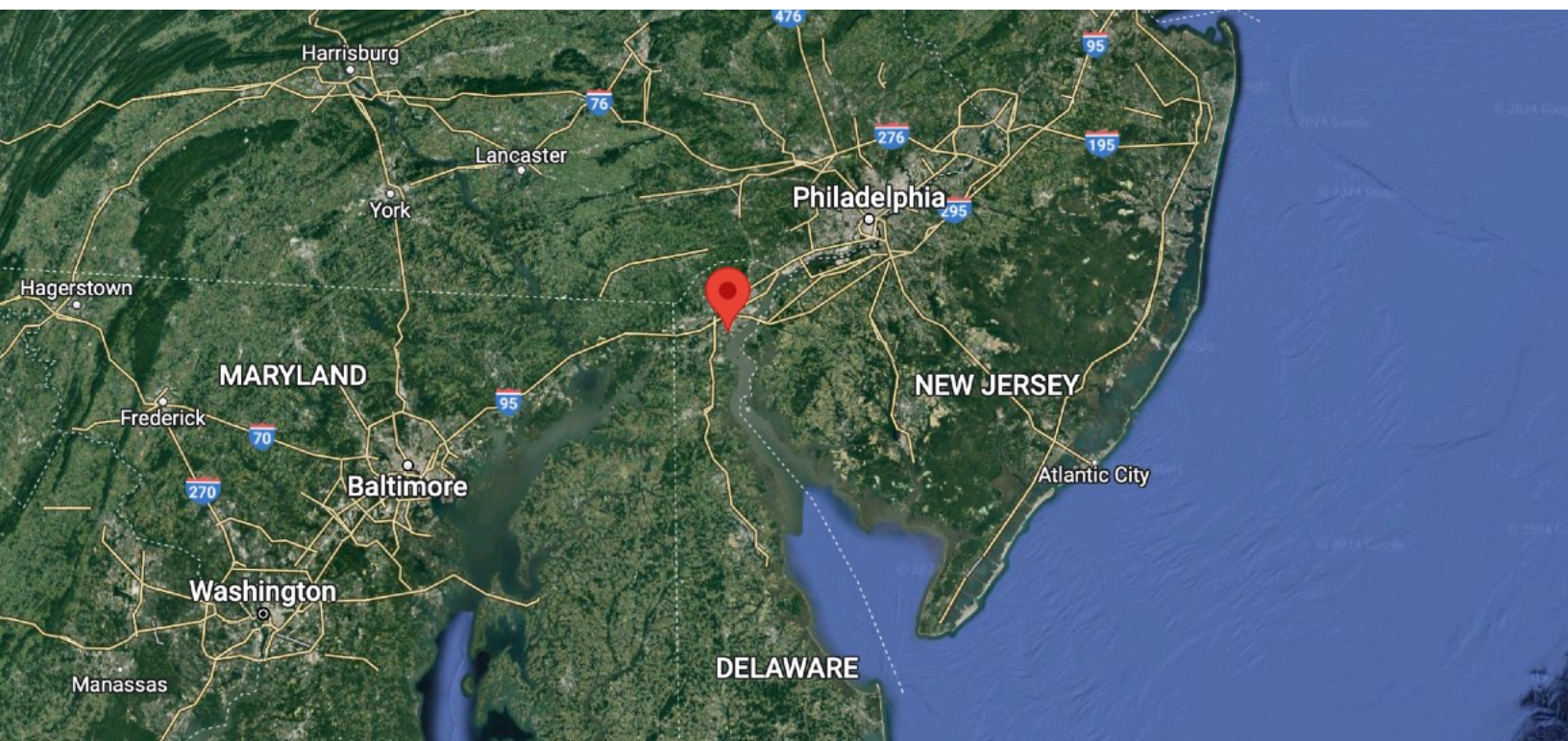
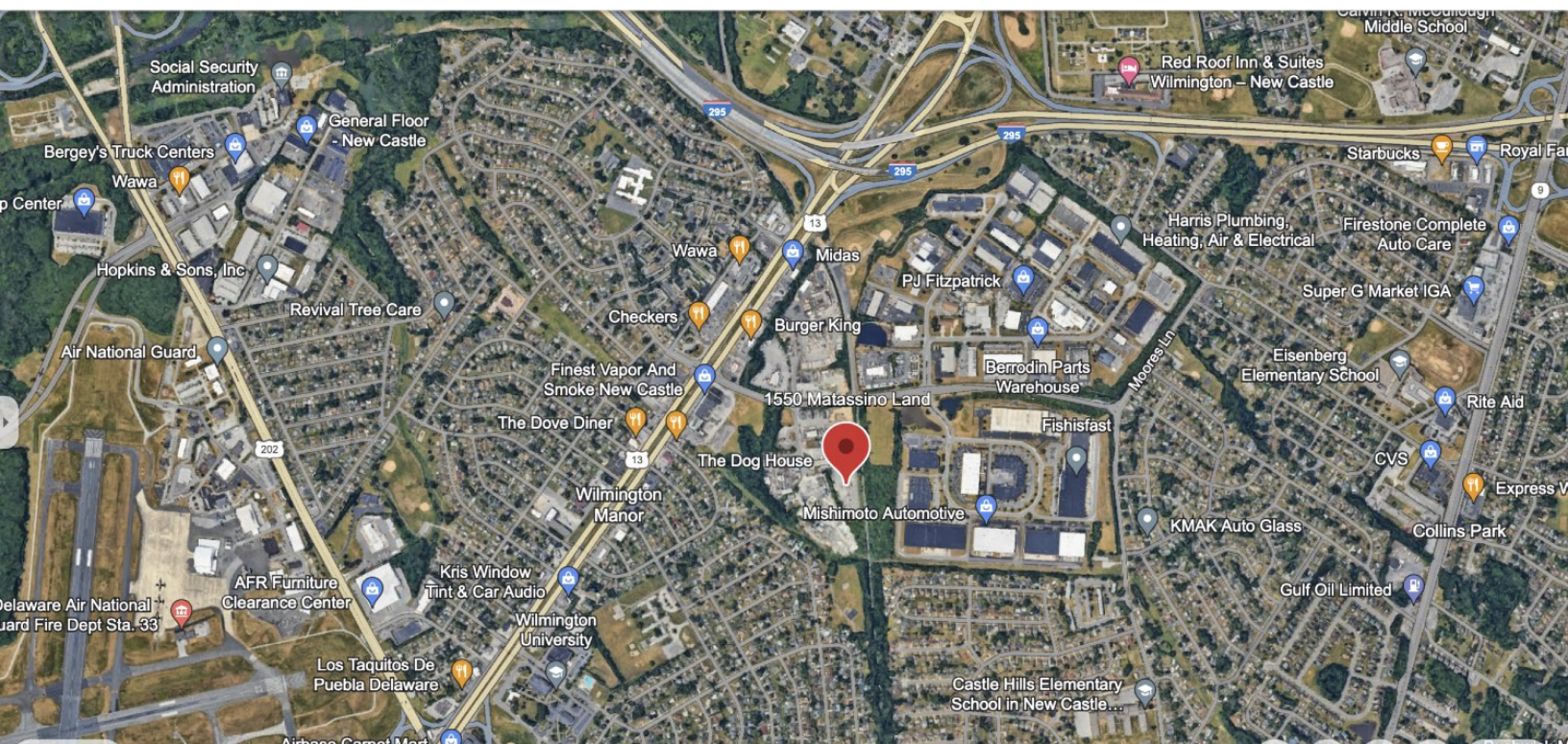
- 3.75 acre open yard lot
- Paved Surface
- 1 mile to I-295
- < 3 miles to I-95/495 and Delaware Memorial Bridge
- < 4 miles to the Port of Wilmington
- 1.5 miles to ILG
- 23 miles to PHL

JEFF SHAHAN  
302.545.2392  
jeff@sbrealtyco.com



INDUSTRIAL OUTSIDE STORAGE  
FOR LEASE

# 1550 MATASSINO RD, NEW CASTLE, DE



JEFF SHAHAN

302.545.2392

jeff@sbrealtyco.com

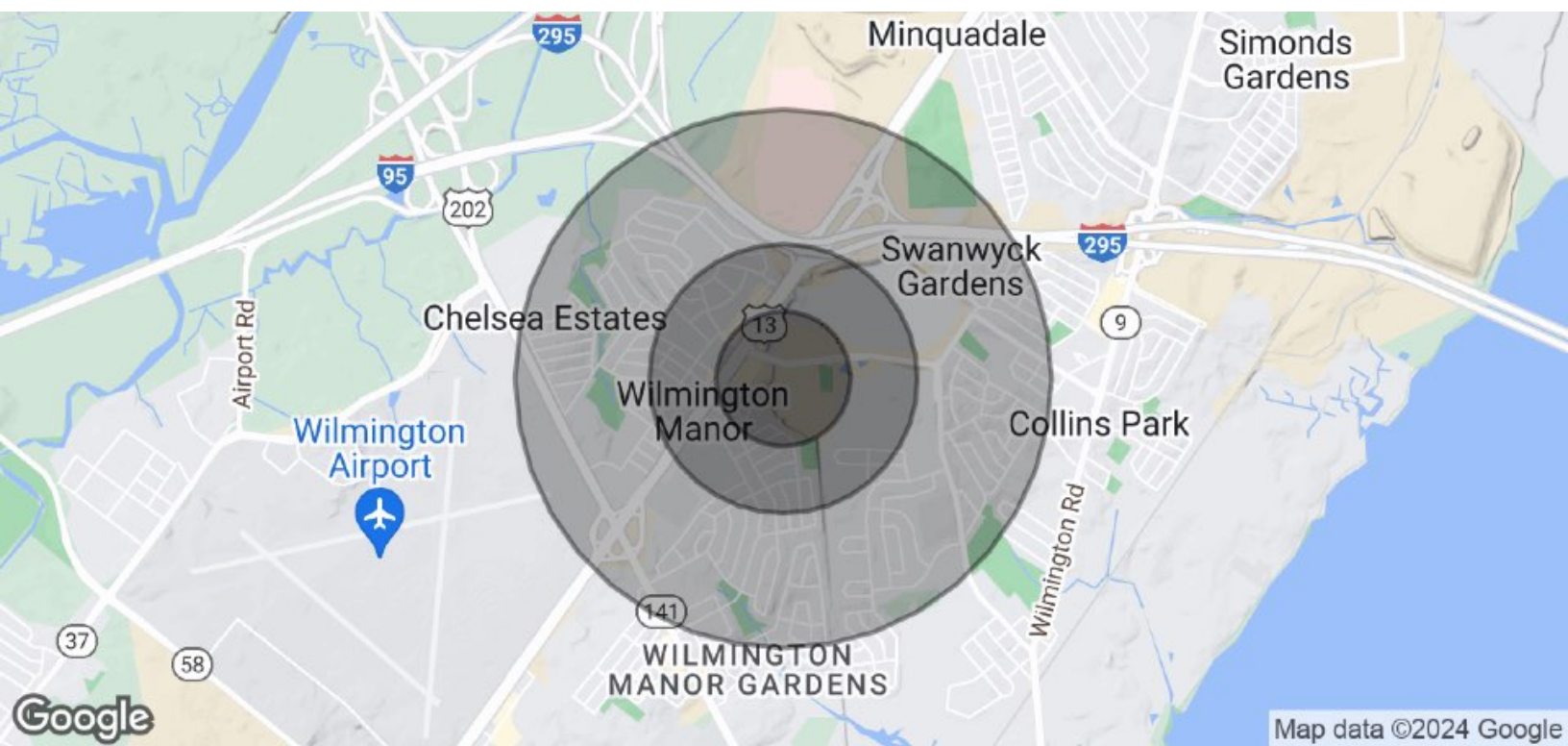
SB REAL ESTATE, LLC | 5307 LIMESTONE RD, SUITE 204 | WILMINGTON, DE 19808





INDUSTRIAL OUTSIDE STORAGE  
FOR LEASE

# 1550 MATASSINO RD, NEW CASTLE, DE



POPULATION	0.25 MILES	0.5 MILES	1 MILE
Total Population	660	3,030	11,667
Average Age	43.5	40.7	38.6
Average Age (Male)	41.6	38.6	38.2
Average Age (Female)	46.2	42.0	37.7
HOUSEHOLDS & INCOME	0.25 MILES	0.5 MILES	1 MILE
Total Households	248	1,229	4,357
# of Persons per HH	2.7	2.5	2.7
Average HH Income	\$76,141	\$72,289	\$71,349
Average House Value	\$193,074	\$187,937	\$187,069
2020 American Community Survey (ACS)			

JEFF SHAHAN  
302.545.2392  
jeff@sbrealtyco.com

