

For Lease

CBRE

# Retail Space

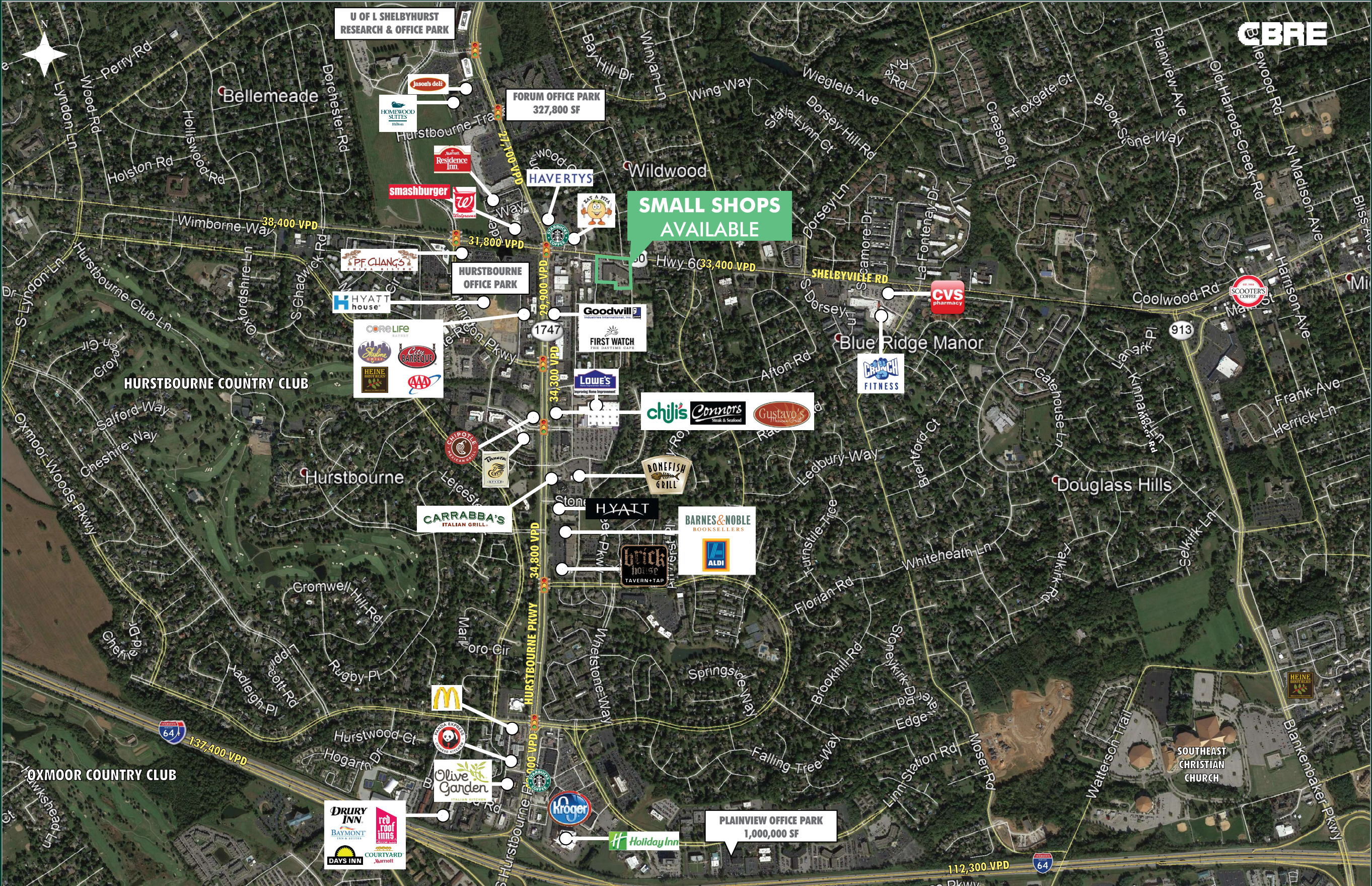
Excellent Visibility

9800 Shelbyville Road  
Louisville, KY 40223



## Signalized Access

- + 892± & 1,636± square feet available
  - + Signalized access from Shelbyville Road
  - + Located near office parks with high daytime employee counts
  - + High income area
- + Traffic counts:  
34,400 VPD on Shelbyville Road








## Retail Space

9800 Shelbyville Road | Louisville, KY

For Lease

## 2024 Estimated Demographics

 PLACE OF WORK	1 MILE	2 MILES	3 MILES	4 MILES
2024 Businesses	808	2,668	5,917	9,541
2024 Employees	10,452	36,533	76,650	131,473
 POPULATION	1 MILE	2 MILES	3 MILES	4 MILES
2024 Population - Current Year Estimate	11,605	35,909	76,311	130,439
2029 Population - Five Year Projection	11,920	36,442	77,313	132,316
2020 Population - Census	11,079	35,187	74,801	127,411
2010 Population - Census	10,634	33,862	72,219	122,117
2020-2024 Annual Population Growth Rate	0.89%	0.39%	0.38%	0.45%
2024-2029 Annual Population Growth Rate	0.54%	0.30%	0.26%	0.29%
 DAYTIME POPULATION	1 MILE	2 MILES	3 MILES	4 MILES
2024 Daytime Population	14,722	52,646	108,656	184,241
Daytime Workers	9,085 61.7%	35,117 66.7%	72,056 66.3%	121,938 66.2%
Daytime Residents	5,637 38.3%	17,529 33.3%	36,600 33.7%	62,303 33.8%
 HOUSEHOLDS	1 MILE	2 MILES	3 MILES	4 MILES
2024 Households - Current Year Estimate	5,145	16,099	34,638	58,682
2029 Households - Five Year Projection	5,254	16,264	34,993	59,329
2020 Households - Census	4,947	15,832	33,951	57,477
2010 Households - Census	4,836	15,230	32,290	54,404
2020-2024 Compound Annual Household Growth Rate	0.75%	0.32%	0.38%	0.40%
2024-2029 Annual Household Growth Rate	0.42%	0.20%	0.20%	0.22%
2024 Average Household Size	2.25	2.22	2.18	2.20
 HOUSEHOLD INCOME	1 MILE	2 MILES	3 MILES	4 MILES
2024 Average Household Income	\$123,241	\$122,121	\$110,817	\$112,673
2029 Average Household Income	\$134,180	\$134,827	\$122,875	\$125,241
2024 Median Household Income	\$97,790	\$90,957	\$81,587	\$81,922
2029 Median Household Income	\$106,910	\$102,334	\$91,864	\$92,339
2024 Per Capita Income	\$54,467	\$54,726	\$50,137	\$50,696
2029 Per Capita Income	\$58,968	\$60,139	\$55,377	\$56,173

## Contact Us

### Clay Hunt

First Vice President  
+1 502 412 7607  
clay.hunt@cbre.com

### Bryan Schwartz

Associate  
+1 502 412 7635  
bryan.schwartz@cbre.com

© 2025 CBRE, Inc. All rights reserved. This information has been obtained from sources believed reliable but has not been verified for accuracy or completeness. CBRE, Inc. makes no guarantee, representation or warranty and accepts no responsibility or liability as to the accuracy, completeness, or reliability of the information contained herein. You should conduct a careful, independent investigation of the property and verify all information. Any reliance on this information is solely at your own risk.